LAS VIRGENES MUNICIPAL WATER DISTRICT
4232 Las Virgenes Road
Calabasas, CA 91302

AGENDA
LVMWD BOARD OF DIRECTORS - SPECIAL MEETING
MONDAY, NOVEMBER 30, 2026 – 5:00 PM

PUBLIC PARTICIPATION: The public may join this meeting virtually or attend in person in the Board Room. Teleconference participants will be muted until recognized at the appropriate time by the Board President. To join via teleconference, please use the following Webinar ID:

Webinar ID: https://lvmwd.zoomgov.com/j/1610876866

To join by telephone, please dial (669) 900-6833 or (346) 248-7799 and enter Webinar ID:

161 087 6866

For members of the public wishing to address the Board during Public Comment or during a specific agenda item, please press "Raise Hand" if you are joining via computer; or press *9 if you are joining via phone; or inform the Executive Assistant/Clerk of the Board if attending in person.

Members of the public can also access and request to speak at meetings live on-line, with audio and limited video, at www.lvmwd.com/livestream. To ensure distribution of the agenda, please submit comments 24 hours prior to the day of the meeting. Those comments, as well as any comments received during the meeting, will be distributed to the members of the Board of Directors and will be made part of the official public record of the meeting. Contact Nancy Lawrence, Executive Assistance/Clerk of the Board, at (818) 251-2123 or nlawrence@lvmwd.gov with any questions.

ACCESSIBILITY: If requested, the agenda and backup materials will be made available in appropriate alternative formats to persons with a disability, as required by Section 202 of the Americans with Disabilities Act of 1990 (42 U.S.C. Sec. 12132), and the federal rules and regulations adopted in the implementation thereof. Any person who requires a disability-related modification or accommodation, to attend or participate in this meeting, including auxiliary aids or services, may request such reasonable modification or accommodation by contacting the Executive Assistant/Clerk of the Board by telephone at (818) 251-2123 or via email to nlawrence@lvmwd.gov at least 48 hours prior to the meeting.

Members of the public wishing to address the Board of Directors are advised that a statement of Public Comment Protocols is available from the Clerk of the Board. Prior to speaking, each speaker is asked to review these protocols, complete a speakers' card, and hand it to the Clerk of the Board. Speakers will be recognized in the order the cards are received. A live webcast of the meeting will be available at LVMWD.com. Also, a web-based version of the speaker card is available for those who would like to submit written comments electronically or request to make public comment by telephone during the meeting.

The Public Comments agenda item is presented to allow the public to address the Board on matters not on the agenda. The public may also present comments on matters on the agenda; speakers for agendized items will be recognized at the time the item is called up for discussion.

Materials prepared by the District in connection with the subject matter on the agenda are available for public inspection at 4232 Las Virgenes Road, Calabasas, CA 91302. Materials prepared by the District and distributed to the Board during this meeting are available for public inspection at the meeting or as soon thereafter as possible. Materials presented to the Board by the public will be maintained as part of the records of these proceedings and are available upon request to the Clerk of the Board.

PLEDGE OF ALLEGIANCE

1. **CALL TO ORDER AND ROLL CALL**

2. **APPROVAL OF AGENDA**

3. **PUBLIC COMMENTS**

   Members of the public may now address the Board of Directors ***ON MATTERS NOT APPEARING ON THE AGENDA****, but within the jurisdiction of the Board. No action shall be taken on any matter not appearing on the agenda unless authorized by Subdivision (b) of Government Code Section 54954.2*

4. **CONSENT CALENDAR**

   Matters listed under the Consent Calendar are considered to be routine, non-controversial and normally approved with one motion. If discussion is requested by a member of the Board on any Consent Calendar item, or if a member of the public wishes to comment on an item, that item will be removed from the Consent Calendar for separate action.

   4.A **List of Demands: November 30, 2026** **(Pg.6)**
   Receive and file.

   4.B **Minutes: Regular Meeting of November 17, 2026** **(Pg.55)**

Approve.

4.C **Monthly Cash and Investment Report: October 2026** **(Pg.61)**
Receive and file the Monthly Cash and Investment Report for October 2026.

4.D **Customer Information System (CIS) Software: Annual Support and Maintenance Agreement** **(Pg.79)**
Authorize the General Manager to execute an annual support and maintenance agreement with Advanced Utility Systems, in the amount of $160,000 for the Customer Information System software.

5. **ILLUSTRATIVE AND/OR VERBAL PRESENTATION AGENDA ITEMS**

5.A **In Memoriam: Recognition of Director Randy Levine's Service to Las Virgenes Municipal Water District**

5.B **Water Supply Conditions Update** **(Pg.82)**

5.C **Legislative and Regulatory Update** **(Pg.86)**

6. **TREASURER**

7. **BOARD OF DIRECTORS**

7.A **Division 1 Director: Declaring a Vacancy and Initiating the Process to Fill Vacancy by Appointment** **(Pg.99)**
Pass, approve, and adopt proposed Resolution No. 2680, declaring a vacancy for Division 1 Director and initiate the process to fill the vacancy by appointment.

RESOLUTION NO. 2680

A RESOLUTION OF THE BOARD OF DIRECTORS OF LAS VIRGENES MUNICIPAL WATER DISTRICT DECLARING A VACANCY FOR DIVISION 1 DIRECTOR AND INITIATING THE PROCESS TO FILL THE VACANCY BY APPOINTMENT

(Reference is hereby made to Resolution No. 2680 on file in the District's Resolution Book and by this reference the same is incorporated herein.)

7.B **Nomination and Election of Treasurer** **(Pg.106)**
Accept nominations and elect a director to serve a two-year term as Treasurer of the Board, and defer nominations and elections for President, Vice-President, and Secretary until January 2027.

7.C **Reappointment of Deputy Treasurer** **(Pg.107)**
Reappoint Donald Patterson, Assistant General Manager, as Deputy Treasurer.

8. **GENERAL MANAGER**

8.A **2027 Salary Resolution, Board Per Diem and Management Handbook Update: Approval** **(Pg.108)**

Pass, approve and adopt proposed Resolution No. 2679, establishing salaries for employees; and approve the updated Board per diem rate of $272.67 and the updated Management Handbook.

RESOLUTION NO. 2679

A RESOLUTION OF THE BOARD OF DIRECTORS OF LAS VIRGENES MUNICIPAL WATER DISTRICT ESTABLISHING SALARIES FOR EMPLOYEES

(Reference is hereby made to Resolution No. 2679 on file in the District's Resolution Book and by this reference the same is incorporated herein.)

9. **FINANCE AND TECHNOLOGY**

9.A **Fiscal Year 2025-26 Annual Comprehensive Financial Report** **(Pg.187)**
Receive and file the Fiscal Year 2025-26 Annual Comprehensive Financial Report.

9.B **Tapia Water Reclamation Facility and Westlake Filtration Plant Access Control and Video Surveillance Upgrade Project: Award** **(Pg.300)**
Accept the proposals from West Coast Cable, Inc. (WCC), and authorize the General Manager to execute a Professional Services Agreement, in an amount not-to-exceed $961,134, for the Tapia Water Reclamation Facility and Westlake Filtration Plant Access Control and Video Surveillance Upgrade Project.

10. **INFORMATION ITEMS**

10.A **Fiscal Year 2025-26 Reimbursable Expenses** **(Pg.315)**

11. **NON-ACTION ITEMS**

A. General Manager's Reports

(a) General Business

(b) Follow-up Items

B. Directors' Comments and Reports on Outside Meetings

12. **FUTURE AGENDA ITEMS**

13. **CLOSED SESSION**

13.A **Conference with Legal Counsel - Existing Litigation (Government Code Section 54956.9(d)(1))**
Pacific Bell Telephone Company and AT&T Mobility LLC v. Las Virgenes Municipal Water District

13.B **Conference with Legal Counsel - Potential Litigation (Government Code Section 54956.9(d)(4)): One Case**

14. **ADJOURNMENT**

Pursuant to Section 202 of the Americans with Disabilities Act of 1990 (42 U.S.C. Sec. 12132), and applicable federal rules and regulations, requests for a disability-related modification or accommodation, including auxiliary aids or services, in order to attend or participate in a meeting, should be made to the Executive Assistant/Clerk of the Board in advance of the meeting to ensure availability of the requested service or accommodation. Notices, agendas, and public documents related to the Board meetings can be made available in appropriate alternative format upon request.

LAS VIRGENES MUNICIPAL WATER DISTRICT

To: BOARD OF DIRECTORS/TREASURER

Payments for Board Meeting of : November 30, 2026

Deputy Treasurer has verified that all checks and wire transfers were issued in conformance with LVMWD Administrative Code Section 2-6.203.

Wells Fargo Bank A/C No. 4806-994448 Check Nos. 115721-115810; ACH/ACI Nos. 1481-1508 were issued in the total amount of:		**$ 1,860,918.92**
Payments through direct disbursements as follows:		
11/10/2026 Direct Disbursement payment number 27099-27107		**$ 2,770.32**
Payments through wire transfers as follows:		
11/10/2026 Wire #1480 - United States Environmental Protection Agency - WIFIA Loan Services		$ 26,800.00
		$ 26,800.00
	Total Payments	**$ 1,890,489.24**

(Reference is hereby to these demands on file in the District's Check Register and by this reference the same is incorporated herein and made a part hereof.)

CHECK/ACH/ACI LISTING FOR BOARD MEETING
11/30/2026

Company Name	Company No.	Check No. 115721-115776; 1481-1498 11/03/26 Amount	Check No. 115777-115810; 1499-1508 11/10/26 Amount	Total
Potable Water Operations	101	337,238.62	72,718.71	409,957.33
Recycled Water Operations	102			-
Sanitation Operations	130	41.67	8,859.67	8,901.34
Potable Water Construction	201			-
Water Conservation Construction	203			-
Sanitation Construction	230			-
Potable Water Replacement	301	320,830.44	1,440.00	322,270.44
Recycled Water Replacement	302			-
Sanitation Replacement	330			-
Internal Service	701	361,012.34	195,821.31	556,833.65
JPA Operations	751	98,022.67	158,627.55	256,650.22
JPA Construction	752			-
JPA Replacement	754	13,415.05	292,890.89	306,305.94
Public Finance Authority	756			-
	Total Printed	**1,130,560.79**	**730,358.13**	**1,860,918.92**
Voided Checks/ACH/ACI stopped:				
		-	-	-
		-	-	-
		-	-	-
		-	-	-
	Total Voids	**-**	**-**	**-**
	Net Total	**1,130,560.79**	**730,358.13**	**1,860,918.92**

DIRECT DISBURSEMENTS LISTING FOR BOARD MEETING
11/30/2026

Company Name	Company No.	Direct Disb. No. 27099-27107 11/10/26 Amount	Total
Potable Water Operations	101	1,399.81	1,399.81
Recycled Water Operations	102		-
Sanitation Operations	130		-
Potable Water Construction	201		-
Water Conservation Construction	203		-
Sanitation Construction	230		-
Potable Water Replacement	301		-
Recycled Water Replacement	302		-
Sanitation Replacement	330		-
Internal Service	701	1,277.05	1,277.05
JPA Operations	751	93.46	93.46
JPA Construction	752		-
JPA Replacement	754		-
Public Finance Authority	756		-
	Total Printed	**2,770.32**	**2,770.32**
Voided Direct Disbursements:			
		-	-
		-	-
	Total Voids	**-**	**-**
	Totals	**2,770.32**	**2,770.32**

WIRE LISTING FOR BOARD MEETING
11/30/2026

Company Name	Company No.	Wire No. 1480 11/10/26 Amount	Total
Potable Water Operations	101		-
Recycled Water Operations	102		-
Sanitation Operations	130		-
Potable Water Construction	201		-
Water Conservation Construction	203		-
Sanitation Construction	230		-
Potable Water Replacement	301		-
Recycled Water Replacement	302		-
Sanitation Replacement	330		-
Internal Service	701		-
JPA Operations	751	26,800.00	26,800.00
JPA Construction	752		-
JPA Replacement	754		-
Public Finance Authority	756		-
	Total Printed	**26,800.00**	**26,800.00**
Voided Wires:			
		-	-
		-	-
	Total Voids	**-**	**-**
	Totals	**26,800.00**	**26,800.00**

A/P CASH DISBURSEMENTS JOURNAL

CASH ACCOUNT: 999 100100 Cash-General

CHECK NO	CHK DATE	TYPE	VENDOR	NAME	INVOICE	INV DATE	PO	CHECK RUN	NET
				INVOICE DTL DESC					
1481	11/03/2026	EFT	30008	CAL SIERRA CONSTRUCTION, INC	7386-008	08/31/2026		110326	91,081.25
Invoice: 7386-008				MCCOY TANK REHAB AUGUST 2026					
				91,081.25 301440 900000 Capital Asset Expenses					
						CHECK	1481 TOTAL:		91,081.25
1482	11/03/2026	EFT	9884	DICALITE MINERALS CORP.	001121	10/06/2026		110326	17,220.46
Invoice: 001121				44 BAGS DICALITE					
				17,220.46 101600 541000 Supplies/Material					
						CHECK	1482 TOTAL:		17,220.46
1483	11/03/2026	EFT	2654	FAMCON PIPE	S100188411.003	10/14/2026	2270044	110326	27,900.63
Invoice: S100188411.003				CLA-VAL ITEMS & REPAIR KITS					
				27,900.63 701 132000 Storeroom & Truck Inventory					
				FAMCON PIPE	S100191522.001	10/20/2026	2270065	110326	2,872.31
Invoice: S100191522.001				A.Y. MCDONALD METER PARTS					
				2,872.31 701 132000 Storeroom & Truck Inventory					
						CHECK	1483 TOTAL:		30,772.94
1484	11/03/2026	EFT	19397	DAIOHS USA INC.	SF-1645717	10/09/2026		110326	214.15
Invoice: SF-1645717				OCTOBER 2026 COFFEE SRVC - HQ					
				214.15 701410 620000 Forms, Supplies And Postage					
				DAIOHS USA INC.	SF-1645718	10/09/2026		110326	117.00
Invoice: SF-1645718				OCTOBER 2026 COFFEE SRVC - OPS					
				117.00 701410 620000 Forms, Supplies And Postage					
				DAIOHS USA INC.	SF-1645720	10/09/2026		110326	133.40
Invoice: SF-1645720				OCTOBER 2026 COFFEE SRVC - TAPIA					
				133.40 701410 620000 Forms, Supplies And Postage					
				DAIOHS USA INC.	SF-1645719	10/09/2026		110326	72.84
Invoice: SF-1645719				OCTOBER 2026 COFFEE SRVC - RLV					
				72.84 701410 620000 Forms, Supplies And Postage					
						CHECK	1484 TOTAL:		537.39
1485	11/03/2026	EFT	30967	FRIX TECHNOLOGIES LLC	26100603	10/06/2026		110326	14,363.00
Invoice: 26100603				DOCUMENT IMAGING & SUPPORT SEPTEMBER 2026					
				14,363.00 701420 651600 Other Professional Serv					
						CHECK	1485 TOTAL:		14,363.00

A/P CASH DISBURSEMENTS JOURNAL

CASH ACCOUNT: 999 100100 Cash-General

CHECK NO	CHK DATE	TYPE	VENDOR	NAME	INVOICE	INV DATE	PO	CHECK RUN	NET
					INVOICE DTL DESC				
1486	11/03/2026	EFT	20856	INTERNATIONAL PRINTING & TYPESETT	23937	10/07/2026		110326	2,247.25
Invoice: 23937						VEHICLE DECALS			
					2,247.25 701525 551000	Supplies/Material			
						CHECK	1486 TOTAL:		2,247.25
1487	11/03/2026	EFT	20779	SAND MATERIALS & AGGREGATE SALES,	97176	10/12/2026		110326	2,373.45
Invoice: 97176						24.16 TNS AGGREGATE & 25.31 TNS FILL SAND			
					2,373.45 101700 551000	Supplies/Material			
						CHECK	1487 TOTAL:		2,373.45
1488	11/03/2026	EFT	30670	SYRUS DEVERS ADVOCACY LLC	1174	10/01/2026		110326	6,500.00
Invoice: 1174						CLIENT SVCS SEPTEMBER 2026			
					6,500.00 751840 651600	Other Professional Serv			
						CHECK	1488 TOTAL:		6,500.00
1489	11/03/2026	EFT	17645	TORO ENTERPRISES, INC.	20577	09/30/2026		110326	28,643.43
Invoice: 20577						ON-CAL VALVE INSTALLATION AUGUST & SEPTEMBER 2026			
					28,643.43 301440 900000	Capital Asset Expenses			
				TORO ENTERPRISES, INC.	20578	09/30/2026		110326	35,208.22
Invoice: 20578						3362 ENCINAL CYN- POTABLE WATER SERVICE INSTALL			
					35,208.22 101700 551500	Outside Services			
				TORO ENTERPRISES, INC.	20580	09/30/2026		110326	1,316.75
Invoice: 20580						AGOURA GLEN DR- PLATE RENTAL FOR MAIN LINE REPLCMT			
					1,316.75 101700 551500	Outside Services			
				TORO ENTERPRISES, INC.	20613	09/30/2026		110326	131,084.54
Invoice: 20613						LAS VIRGENES RD-EMERGNCY REPAIR 20" POT. MAIN LINE			
					131,084.54 101700 551500	Outside Services			
						CHECK	1489 TOTAL:		196,252.94
1490	11/03/2026	EFT	30536	UNIVAR SOLUTIONS INC.	54210290	10/06/2026		110326	10,474.67
Invoice: 54210290						49,960 LBS SODIUM BISULFITE			
					10,474.67 751810 541011	Sodium Bisulfite			
				UNIVAR SOLUTIONS INC.	54206710	10/05/2026		110326	5,250.31
Invoice: 54206710						2,843 LBS CITRIC ACID			
					5,250.31 751820 541000	Supplies/Material			
						CHECK	1490 TOTAL:		15,724.98

A/P CASH DISBURSEMENTS JOURNAL

CASH ACCOUNT: 999 100100 Cash-General

CHECK NO	CHK DATE	TYPE	VENDOR	NAME	INVOICE	INV DATE	PO	CHECK RUN	NET
					INVOICE DTL DESC				
1491	11/03/2026	EFT	20935	US METRO GROUP, INC.	112185	09/30/2026		110326	15,567.38
Invoice: 112185						JANITORIAL SRV SEPTEMBER 2026			
					7,670.79 701001 551500	Outside Services			
					3,336.79 701002 551500	Outside Services			
					311.84 101600 551800	Building Maintenance			
					926.73 751750 551800	Building Maintenance			
					1,713.14 751810 551800	Building Maintenance			
					1,608.09 751820 551800	Building Maintenance			
						CHECK	1491 TOTAL:		15,567.38
1492	11/03/2026	EFT	30645	VITAL COATINGS INC	298	10/19/2026		110326	17,765.00
Invoice: 298						PAINTING AND COATINGS OF P/S JED SMITH			
					17,765.00 301440 900000	Capital Asset Expenses			
						CHECK	1492 TOTAL:		17,765.00
1493	11/03/2026	EFT	3035	VWR INTERNATIONAL, LLC	8822807203	10/16/2026		110326	823.20
Invoice: 8822807203						SPINBARS, LTB MEDIA & GLOVES			
					823.20 701341 551000	Supplies/Material			
						CHECK	1493 TOTAL:		823.20
1494	11/03/2026	PRTD	2727	IDEXX LABORATORIES	3212501975	10/16/2026		110326	2,436.41
Invoice: 3212501975						ITEMS FOR WATER QUALITY TESTING			
					2,436.41 101600 541000	Supplies/Material			
						CHECK	1494 TOTAL:		2,436.41
1495	11/03/2026	PRTD	2814	MCMASTER-CARR SUPPLY CO	73346181	10/09/2026		110326	363.33
Invoice: 73346181						ELECTRICAL SUPPLIES			
					363.33 701526 622500	Radio Maintenance Expense			
				MCMASTER-CARR SUPPLY CO	73405336	10/12/2026		110326	212.88
Invoice: 73405336						REDUCED-SHRANK DRILL BIT			
					212.88 751820 551000	Supplies/Material			
				MCMASTER-CARR SUPPLY CO	73505750	10/13/2026		110326	715.68
Invoice: 73505750						VALVE, GAUGE & PIPE FITTINGS			
					715.68 101600 541000	Supplies/Material			
				MCMASTER-CARR SUPPLY CO	72767050	09/30/2026		110326	150.88
Invoice: 72767050						FLOW CONTROL MUFFLER			
					150.88 751820 551000	Supplies/Material			

A/P CASH DISBURSEMENTS JOURNAL

CASH ACCOUNT: 999 100100 Cash-General

CHECK NO	CHK DATE	TYPE	VENDOR	NAME	INVOICE	INV DATE	PO	CHECK RUN	NET
					INVOICE DTL DESC				
						CHECK	1495 TOTAL:		1,442.77
1496	11/03/2026	PRTD	4525	HARRINGTON INDUSTRIAL PLASTICS IN	005F1002	10/05/2026		110326	1,649.08
	Invoice: 005F1002					FILTERS FOR RECLAIM WATER IN BLDG#8			
					1,649.08 701001 551000	Supplies/Material			
						CHECK	1496 TOTAL:		1,649.08
1497	11/03/2026	PRTD	7770	AUTOMATIONDIRECT.COM	19673851	10/12/2026		110326	361.56
	Invoice: 19673851					SURGE PROTECTOR AND CONDUIT ENTRY FITTINGS			
					361.56 751810 551000	Supplies/Material			
						CHECK	1497 TOTAL:		361.56
1498	11/03/2026	PRTD	30387	CINTAS CORPORATION NO. 3	4276653919	07/23/2026		110326	188.69
	Invoice: 4276653919					JULY 2026 UNIFORMS/MATS/TOWELS			
					83.66 751820 551000	Supplies/Material			
					105.03 701343 610500	Staff Benefits			
				CINTAS CORPORATION NO. 3	4282693263	09/17/2026		110326	203.68
	Invoice: 4282693263					SEPTEMBER UNIFORMS/MATS/TOWELS			
					104.17 751820 551000	Supplies/Material			
					99.51 701343 610500	Staff Benefits			
				CINTAS CORPORATION NO. 3	4283458299	09/24/2026		110326	203.68
	Invoice: 4283458299					SEPTEMBER 2026 UNIFORMS/MATS/TOWELS			
					104.17 751820 551000	Supplies/Material			
					99.51 701343 610500	Staff Benefits			
				CINTAS CORPORATION NO. 3	4284221426	10/01/2026		110326	203.68
	Invoice: 4284221426					OCTOBER 2026 UNIFORMS/MATS/TOWELS			
					104.17 751820 551000	Supplies/Material			
					99.51 701343 610500	Staff Benefits			
				CINTAS CORPORATION NO. 3	4276493590	07/22/2026		110326	298.25
	Invoice: 4276493590					JULY 2026 UNIFORMS/MATS/TOWELS			
					109.32 751810 551000	Supplies/Material			
					80.97 701341 610500	Staff Benefits			
					107.96 701342 610500	Staff Benefits			
				CINTAS CORPORATION NO. 3	4282531547	09/16/2026		110326	298.25
	Invoice: 4282531547					SEPTEMER 2026 UNIFORMS/MATS/TOWELS			
					111.80 751810 551000	Supplies/Material			
					79.91 701341 610500	Staff Benefits			
					106.54 701342 610500	Staff Benefits			
				CINTAS CORPORATION NO. 3	4283296475	09/23/2026		110326	300.64
	Invoice: 4283296475					SEPTEMBER 2026 UNIFORMS/MATS/TOWELS			
					109.32 751810 551000	Supplies/Material			

A/P CASH DISBURSEMENTS JOURNAL

CASH ACCOUNT: 999 100100 Cash-General

CHECK NO	CHK DATE	TYPE	VENDOR	NAME	INVOICE	INV DATE	PO	CHECK RUN	NET
					INVOICE DTL DESC				
					81.99 701341 610500 Staff Benefits				
					109.33 701342 610500 Staff Benefits				
				CINTAS CORPORATION NO. 3	4284061088	09/30/2026		110326	299.79
Invoice: 4284061088					SEPTEMBER 2026 UNIFORMS/MATS/TOWELS				
					109.32 751810 551000 Supplies/Material				
					81.63 701341 610500 Staff Benefits				
					108.84 701342 610500 Staff Benefits				
				CINTAS CORPORATION NO. 3	4283890551	09/29/2026		110326	159.80
Invoice: 4283890551					SEPTEMBER 2026 UNIFORMS/MATS/TOWELS				
					50.38 101600 551000 Supplies/Material				
					109.42 701332 610500 Staff Benefits				
				CINTAS CORPORATION NO. 3	4282361419	09/15/2026		110326	159.80
Invoice: 4282361419					SEPTEMBER 2026 UNIFORMS/MATS/TOWELS				
					50.38 101600 551000 Supplies/Material				
					109.42 701332 610500 Staff Benefits				
				CINTAS CORPORATION NO. 3	4283123971	09/22/2026		110326	159.80
Invoice: 4283123971					SEPTEMBER 2026 UNIFORMS/MATS/TOWELS				
					50.38 101600 551000 Supplies/Material				
					109.42 701332 610500 Staff Benefits				
				CINTAS CORPORATION NO. 3	4276654376	07/23/2026		110326	799.12
Invoice: 4276654376					JULY 2026 UNIFORMS/MATS/TOWELS				
					121.04 701002 551000 Supplies/Material				
					113.01 701222 610500 Staff Benefits				
					32.29 701226 610500 Staff Benefits				
					113.01 701322 610500 Staff Benefits				
					113.01 701331 610500 Staff Benefits				
					16.14 701440 610500 Staff Benefits				
					145.30 701521 610500 Staff Benefits				
					16.14 701525 610500 Staff Benefits				
					113.01 701526 610500 Staff Benefits				
					16.17 701532 610500 Staff Benefits				
				CINTAS CORPORATION NO. 3	4281186040	09/03/2026		110326	821.56
Invoice: 4281186040					SEPTEMBER 2026 UNIFORMS/MATS/TOWELS				
					150.22 701002 551000 Supplies/Material				
					109.29 701222 610500 Staff Benefits				
					46.84 701226 610500 Staff Benefits				
					109.29 701322 610500 Staff Benefits				
					109.29 701331 610500 Staff Benefits				
					15.61 701440 610500 Staff Benefits				
					140.51 701521 610500 Staff Benefits				
					15.61 701525 610500 Staff Benefits				
					109.29 701526 610500 Staff Benefits				
					15.61 701532 610500 Staff Benefits				
				CINTAS CORPORATION NO. 3	4282042612	09/11/2026		110326	821.56
Invoice: 4282042612					SEPTEMBER 2026 UNIFORMS/MATS/TOWELS				

A/P CASH DISBURSEMENTS JOURNAL

CASH ACCOUNT: 999 100100 Cash-General

CHECK NO	CHK DATE	TYPE	VENDOR	NAME	INVOICE	INV DATE	PO	CHECK RUN	NET
					INVOICE DTL DESC				
					150.22 701002 551000 Supplies/Material				
					111.89 701222 610500 Staff Benefits				
					47.95 701226 610500 Staff Benefits				
					111.89 701322 610500 Staff Benefits				
					111.89 701331 610500 Staff Benefits				
					15.98 701440 610500 Staff Benefits				
					143.86 701521 610500 Staff Benefits				
					15.98 701526 610500 Staff Benefits				
					111.90 701532 610500 Staff Benefits				
				CINTAS CORPORATION NO. 3	4282693786	09/17/2026	110326		821.56
				Invoice: 4282693786		SEPTEMBER 2026 UNIFORMS/MATS/TOWELS			
					150.22 701002 551000 Supplies/Material				
					111.89 701222 610500 Staff Benefits				
					31.97 701226 610500 Staff Benefits				
					111.89 701322 610500 Staff Benefits				
					111.89 701331 610500 Staff Benefits				
					15.98 701440 610500 Staff Benefits				
					143.86 701521 610500 Staff Benefits				
					15.98 701525 610500 Staff Benefits				
					111.89 701526 610500 Staff Benefits				
					15.99 701532 610500 Staff Benefits				
				CINTAS CORPORATION NO. 3	4283460556	09/24/2026	110326		821.56
				Invoice: 4283460556		SEPTEMBER 2026 UNIFORMS/MATS/TOWELS			
					121.04 701002 551000 Supplies/Material				
					116.75 701222 610500 Staff Benefits				
					33.36 701226 610500 Staff Benefits				
					116.75 701322 610500 Staff Benefits				
					116.75 701331 610500 Staff Benefits				
					16.68 701440 610500 Staff Benefits				
					150.11 701521 610500 Staff Benefits				
					16.68 701525 610500 Staff Benefits				
					116.75 701526 610500 Staff Benefits				
					16.69 701532 610500 Staff Benefits				
				CINTAS CORPORATION NO. 3	4284222044	10/01/2026	110326		821.56
				Invoice: 4284222044		OCTOBER 2026 UNIFORMS/MATS/TOWELS			
					121.04 701002 551000 Supplies/Material				
					116.75 701222 610500 Staff Benefits				
					33.36 701226 610500 Staff Benefits				
					116.75 701322 610500 Staff Benefits				
					116.75 701331 610500 Staff Benefits				
					16.68 701440 610500 Staff Benefits				
					150.11 701521 610500 Staff Benefits				
					16.68 701525 610500 Staff Benefits				
					116.75 701526 610500 Staff Benefits				
					16.69 701532 610500 Staff Benefits				
							CHECK	1498 TOTAL:	7,382.98

A/P CASH DISBURSEMENTS JOURNAL

CASH ACCOUNT: 999 100100 Cash-General

CHECK NO	CHK DATE	TYPE	VENDOR	NAME	INVOICE	INV DATE	PO	CHECK RUN	NET
					INVOICE DTL DESC				
115721	11/03/2026	PRTD	30283	ACCO ENGINEERED SYSTEMS, INC.	20874034	09/17/2026		110326	1,695.00
Invoice: 20874034						REPLACED FAILED CONTROL BOARD FOR TAPIA AC UNIT			
					1,695.00 751810 551500	Outside Services			
				ACCO ENGINEERED SYSTEMS, INC.	20875200	09/21/2026		110326	1,695.00
Invoice: 20875200						REPLACED FAILED CONTROL BOARD FOR TAPIA AC UNIT			
					1,695.00 751810 551500	Outside Services			
						CHECK	115721 TOTAL:		3,390.00
115722	11/03/2026	PRTD	30339	ALESHIRE & WYNDER, LLP	LVMWD/JUNE'26	06/30/2026		110326	53,126.40
Invoice: LVMWD/JUNE'26						LEGAL SERVICES - JUNE 2026			
					9,045.00 701121 650000	Legal Services			
					5,412.30 701121 623500	Records Management			
					2,560.80 754440 900000	Capital Asset Expenses			
					4,461.60 701121 687200	Outside Services			
					475.20 701121 687200	Outside Services			
					1,016.60 101900 720500	Allocated Legal Cost			
					184.80 101900 720500	Allocated Legal Cost			
					27,494.90 101900 720500	Allocated Legal Cost			
					2,475.20 101900 720500	Allocated Legal Cost			
						CHECK	115722 TOTAL:		53,126.40
115723	11/03/2026	PRTD	30339	ALESHIRE & WYNDER, LLP	LVMWD/JULY'26	07/31/2026		110326	37,675.42
Invoice: LVMWD/JULY'26						LEGAL SERVICES - JULY 2026			
					9,293.85 701121 650000	Legal Services			
					3,028.20 701121 623500	Records Management			
					4,081.00 754440 900000	Capital Asset Expenses			
					450.50 701121 687200	Outside Services			
					3,011.20 101900 720500	Allocated Legal Cost			
					79.50 101900 720500	Allocated Legal Cost			
					17,731.17 101900 720500	Allocated Legal Cost			
				ALESHIRE & WYNDER, LLP	LVMWD/AUGUST'26	08/31/2026		110326	32,961.16
Invoice: LVMWD/AUGUST'26						LEGAL SERVICES - AUGUST 2026			
					9,514.57 701121 650000	Legal Services			
					8,233.00 701121 623500	Records Management			
					1,325.00 754440 900000	Capital Asset Expenses			
					318.00 701121 687200	Outside Services			
					3,192.80 101900 720500	Allocated Legal Cost			
					1,033.50 101900 720500	Allocated Legal Cost			
					9,211.69 101900 720500	Allocated Legal Cost			
					132.60 101900 720500	Allocated Legal Cost			
				ALESHIRE & WYNDER, LLP	LVMWD/SEPTEMBER'26	09/30/2026		110326	43,249.70
Invoice: LVMWD/SEPTEMBER'26						LEGAL SERVICES - SEPTEMBER 2026			
					11,872.00 701121 650000	Legal Services			
					12,038.90 701121 623500	Records Management			

A/P CASH DISBURSEMENTS JOURNAL

CASH ACCOUNT: 999 100100 Cash-General

CHECK NO	CHK DATE	TYPE	VENDOR	NAME	INVOICE	INV DATE	PO	CHECK RUN	NET
					INVOICE DTL DESC				
					874.50 754440 900000 Capital Asset Expenses				
					4,384.80 101900 720500 Allocated Legal Cost				
					397.50 101900 720500 Allocated Legal Cost				
					13,682.00 101900 720500 Allocated Legal Cost				
				ALESHIRE & WYNDER, LLP	LVMWD/MARCH'26A	03/31/2026		110326	32,670.23
				Invoice: LVMWD/MARCH'26A		LEGAL SERVICES - MARCH 2026			
					32,670.23 701121 650000 Legal Services				
						CHECK	115723 TOTAL:		146,556.51
115724	11/03/2026	PRTD	31199	AMANDA SMITH	20261005	10/05/2026		110326	50.00
	Invoice: 20261005					LAPTOP REFUND			
					50.00 101001 823000 Misc Income-Other Than Ops				
						CHECK	115724 TOTAL:		50.00
115725	11/03/2026	PRTD	30729	AMAZON CAPITAL SERVICES, INC.	1QRH-GQ64-RTNX	10/05/2026		110326	221.62
	Invoice: 1QRH-GQ64-RTNX					COOLER BACKPACK, COOLER & ROLLER			
					221.62 701610 680000 Safety				
				AMAZON CAPITAL SERVICES, INC.	1D3C-4XFY-KTV6	10/01/2026		110326	169.64
	Invoice: 1D3C-4XFY-KTV6					EMPLOYEE APPRECIATION EVENT SUPPLIES			
					98.19 701610 681500 Empl Recognition Functions				
					53.68 701121 681500 Empl Recognition Functions				
					17.77 701610 682500 Empl Wellness Program				
				AMAZON CAPITAL SERVICES, INC.	1XTT-DT41-6H4D	10/12/2026		110326	178.42
	Invoice: 1XTT-DT41-6H4D					ELECTRONIC WIPES, URINAL TRAVEL KIT & TOOL BUCKET			
					178.42 101100 541000 Supplies/Material				
				AMAZON CAPITAL SERVICES, INC.	1TPD-PWN9-TGV4	10/10/2026		110326	396.78
	Invoice: 1TPD-PWN9-TGV4					NYLON LIFTING SLING & BEAM CLAMP			
					396.78 751820 551000 Supplies/Material				
				AMAZON CAPITAL SERVICES, INC.	1WQM-XK34-1X7D	10/12/2026		110326	2,883.85
	Invoice: 1WQM-XK34-1X7D					FOLD-AWAY SHELVING UNIT			
					2,883.85 701525 551000 Supplies/Material				
				AMAZON CAPITAL SERVICES, INC.	1F7D-FN4Y-DPQX	10/08/2026		110326	376.11
	Invoice: 1F7D-FN4Y-DPQX					WIRELESS COLOR LASER PRINTER			
					376.11 701420 620000 Forms, Supplies And Postage				
				AMAZON CAPITAL SERVICES, INC.	1D9V-3YDN-FMFD	10/12/2026		110326	277.29
	Invoice: 1D9V-3YDN-FMFD					BLUE CONSTRUCTION MARKING PAINT			
					277.29 101900 572500 Genl Supplies/Small Tools				
				AMAZON CAPITAL SERVICES, INC.	1GFL-PXLF-DJKM	10/13/2026		110326	16.67
	Invoice: 1GFL-PXLF-DJKM					QUICK RELEASE PIN & SMALL RELEASE PIN			
					16.67 701322 572500 Genl Supplies/Small Tools				

A/P CASH DISBURSEMENTS JOURNAL

CASH ACCOUNT: 999 100100 Cash-General

CHECK NO	CHK DATE	TYPE	VENDOR	NAME	INVOICE	INV DATE	PO	CHECK RUN	NET
					INVOICE DTL DESC				
				AMAZON CAPITAL SERVICES, INC.	1KY1-1CG1-GG67	10/12/2026		110326	132.87
Invoice: 1KY1-1CG1-GG67						UNDER SINK MATS & POOL NET			
					132.87 101600 541000	Supplies/Material			
				AMAZON CAPITAL SERVICES, INC.	1RXW-CJ13-DYW7	10/13/2026		110326	271.18
Invoice: 1RXW-CJ13-DYW7						ELECTRICAL SUPPLIES			
					271.18 701526 572500	Genl Supplies/Small Tools			
				AMAZON CAPITAL SERVICES, INC.	11RL-1XT3-DRKY	10/13/2026		110326	63.40
Invoice: 11RL-1XT3-DRKY						PULL TAPE			
					63.40 751820 551000	Supplies/Material			
				AMAZON CAPITAL SERVICES, INC.	1FQT-YQKR-HMR1	10/14/2026		110326	27.81
Invoice: 1FQT-YQKR-HMR1						MULTI-GRIP RIVET NUT KIT			
					27.81 701525 551000	Supplies/Material			
				AMAZON CAPITAL SERVICES, INC.	1QFQ-4HMP-DGN9	10/14/2026		110326	42.28
Invoice: 1QFQ-4HMP-DGN9						WALL BRACKET LASER LEVEL			
					42.28 751820 551000	Supplies/Material			
				AMAZON CAPITAL SERVICES, INC.	1RKR-9VDN-KNL9	10/14/2026		110326	204.64
Invoice: 1RKR-9VDN-KNL9						MICROBIAL DRAIN ODOR ELIMINATOR			
					204.64 701002 551000	Supplies/Material			
				AMAZON CAPITAL SERVICES, INC.	1TMC-LV96-QLTN	10/14/2026		110326	109.00
Invoice: 1TMC-LV96-QLTN						POND LINER			
					109.00 751820 541000	Supplies/Material			
				AMAZON CAPITAL SERVICES, INC.	17QD-344J-RYXX	10/14/2026		110326	-109.00
Invoice: 17QD-344J-RYXX						CR ON INVOICE#1TMC-LV96-QLTN			
					-109.00 751820 541000	Supplies/Material			
				AMAZON CAPITAL SERVICES, INC.	1CX6-Y7Y1-Y3LL	10/16/2026		110326	73.32
Invoice: 1CX6-Y7Y1-Y3LL						BALL VALVES			
					73.32 101900 572500	Genl Supplies/Small Tools			
				AMAZON CAPITAL SERVICES, INC.	1GNJ-XVHC-31LW	10/15/2026		110326	70.08
Invoice: 1GNJ-XVHC-31LW						MIC ENABLED WEBCAM			
					70.08 701420 620000	Forms, Supplies And Postage			
				AMAZON CAPITAL SERVICES, INC.	1LGF-MF6X-PJQG	10/16/2026		110326	21.25
Invoice: 1LGF-MF6X-PJQG						MOLDED NOTCH V-BELT			
					21.25 751750 551000	Supplies/Material			
				AMAZON CAPITAL SERVICES, INC.	1717-MDV6-4X7X	10/15/2026		110326	22.22
Invoice: 1717-MDV6-4X7X						GAS CAP			
					22.22 701525 551000	Supplies/Material			
				AMAZON CAPITAL SERVICES, INC.	1NGH-Q1VJ-F7JV	10/15/2026		110326	-141.44
Invoice: 1NGH-Q1VJ-F7JV						CR ON INVOICE#14T4-1N9N-QLC3			
					-141.44 701521 623000	Safety Equipment			

A/P CASH DISBURSEMENTS JOURNAL

CASH ACCOUNT: 999 100100 Cash-General

CHECK NO	CHK DATE	TYPE	VENDOR	NAME	INVOICE	INV DATE	PO	CHECK RUN	NET
					INVOICE DTL DESC				
				AMAZON CAPITAL SERVICES, INC.	14T4-1N9N-QLC3	10/06/2026		110326	141.44
Invoice: 14T4-1N9N-QLC3						CROSBY SCREW PIN ANCHOR			
					141.44 701521 623000	Safety Equipment			
						CHECK	115725 TOTAL:		5,449.43
115726	11/03/2026	PRTD	3807	AMERICAN WATER RESOURCES ASSOCIAT	62469/2027	10/01/2026		110326	560.00
Invoice: 62469/2027						2027 MEMBERSHIP DUES 1/1/27-12/31/27			
					560.00 701121 710500	Dues, Subsc & Memberships			
						CHECK	115726 TOTAL:		560.00
115727	11/03/2026	PRTD	2383	AMERICAN WATER WORKS ASSOCIATION	SO323062	09/21/2026		110326	5,455.00
Invoice: SO323062						2027 ANNUAL MEMBERSHIP DUES			
					5,455.00 701121 710500	Dues, Subsc & Memberships			
						CHECK	115727 TOTAL:		5,455.00
115728	11/03/2026	PRTD	5625	ASSOCIATION OF WATER AGENCIES OF	06-17311	09/22/2026		110326	1,386.00
Invoice: 06-17311						9/1/25-9/1/27 ANNUAL MEMBERSHIP DUES			
					1,386.00 701121 710500	Dues, Subsc & Memberships			
						CHECK	115728 TOTAL:		1,386.00
115729	11/03/2026	PRTD	30455	ASSOCIATION OF WOMEN IN WATER ENE	08641	10/06/2026		110326	135.00
Invoice: 08641						ANNUAL MEMBERSHIP S. ALVAREZ 10/19/26-10/18/27			
					135.00 701341 710500	Dues, Subsc & Memberships			
						CHECK	115729 TOTAL:		135.00
115730	11/03/2026	PRTD	30991	BRAY SALES, INC.	22090032981	10/16/2026		110326	1,871.77
Invoice: 22090032981						VALVE POSITIONER FOR UF PURE WATER INTAKE VALVE			
					1,871.77 751750 541000	Supplies			
						CHECK	115730 TOTAL:		1,871.77
115731	11/03/2026	PRTD	8091	BROWN AND CALDWELL	45620164	10/22/2026		110326	4,573.75
Invoice: 45620164						RLV FLARE WASTE GAS FLARE 7/1-9/24/26			
					4,573.75 754440 900000	Capital Asset Expenses			
						CHECK	115731 TOTAL:		4,573.75

A/P CASH DISBURSEMENTS JOURNAL

CASH ACCOUNT: 999 100100 Cash-General

CHECK NO	CHK DATE	TYPE	VENDOR	NAME	INVOICE	INV DATE	PO	CHECK RUN	NET
					INVOICE DTL DESC				
115732	11/03/2026	PRTD	6777	CAL-COAST MACHINERY	1071606	10/06/2026		110326	1,739.12
Invoice: 1071606						SERVICE & REPAIR FOR JOHN DEERE TRACTOR 10/6/26			
					1,739.12 751810 678800	District Sprayfield			
						CHECK	115732 TOTAL:		1,739.12
115733	11/03/2026	PRTD	20655	CANNON CORPORATION	97380	10/20/2026		110326	960.76
Invoice: 97380						P/R STATION NO. 32 REHAB SEPTEMBER 2026			
					960.76 301440 900000	Capital Asset Expenses			
						CHECK	115733 TOTAL:		960.76
115734	11/03/2026	PRTD	18860	CHEMTREAT, INC.	CIN011106694	10/20/2026		110326	989.09
Invoice: CIN011106694						OCTOBER 2026 WATER TREATMENT			
					494.54 701001 551000	Supplies/Material			
					494.55 751820 551000	Supplies/Material			
				CHEMTREAT, INC.	CIN011107456	10/21/2026		110326	989.09
Invoice: CIN011107456						SEPTEMBER 2026 WATER TREATMENT			
					494.55 701001 551000	Supplies/Material			
					494.54 751820 551000	Supplies/Material			
				CHEMTREAT, INC.	CIN011107455	10/21/2026		110326	989.09
Invoice: CIN011107455						AUGUST 2026 WATER TREATMENT			
					494.54 701001 551000	Supplies/Material			
					494.55 751820 551000	Supplies/Material			
						CHECK	115734 TOTAL:		2,967.27
115735	11/03/2026	PRTD	2553	COASTAL PIPCO	S2345495.001	09/30/2026		110326	14.32
Invoice: S2345495.001						FIN CHARGE INV#S2319915.001			
					14.32 751800 551000	Supplies/Material			
						CHECK	115735 TOTAL:		14.32
115736	11/03/2026	PRTD	2601	DELL COMPUTER CORP.	10892987812	09/25/2026		110326	4,900.25
Invoice: 10892987812						WINDWS SERVER LICENSES SRVR UPGRD 9/25/26-9/25/27			
					4,900.25 701420 621500	System Support and Maintenance			
						CHECK	115736 TOTAL:		4,900.25
115737	11/03/2026	PRTD	3498	DEPT. OF WATER & POWER - CITY OF	CI-1000005608	10/01/2026		110326	41.67
Invoice: CI-1000005608						SEWER PERMIT 11/21/26-12/20/26			
					41.67 130100 542000	Permits and Fees			

A/P CASH DISBURSEMENTS JOURNAL

CASH ACCOUNT: 999 100100 Cash-General

CHECK NO	CHK DATE	TYPE	VENDOR	NAME	INVOICE	INV DATE	PO	CHECK RUN	NET
				INVOICE DTL DESC					
						CHECK	115737 TOTAL:		41.67
115738	11/03/2026	PRTD	7257	DIRECTV, INC.	012036139X261023	10/23/2026		110326	20.00
Invoice: 012036139X261023						TV ACCESS FEE 10/22-11/21/26			
				20.00 701002 551500		Outside Services			
						CHECK	115738 TOTAL:		20.00
115739	11/03/2026	PRTD	30591	DOUGLAS G KENT	101426	10/14/2026		110326	1,000.00
Invoice: 101426						FIRESCAPING PRESENTATION 10/10/26			
				1,000.00 701223 622000		Outside Services			
						CHECK	115739 TOTAL:		1,000.00
115740	11/03/2026	PRTD	18441	EMPLOYEE RELATIONS NETWORK	101847	09/30/2026		110326	443.51
Invoice: 101847						EE BACKGROUND CHECKS			
				443.51 701610 681000		Recruitment Expense			
						CHECK	115740 TOTAL:		443.51
115741	11/03/2026	PRTD	2654	FAMCON PIPE	S100192453.003	10/14/2026	2270073	110326	829.93
Invoice: S100192453.003						SPENCER SPOOL			
				829.93 101700 551000		Supplies/Material			
						CHECK	115741 TOTAL:		829.93
115742	11/03/2026	PRTD	2655	FERGUSON WATERWORKS #1089	0076768-1	10/13/2026	2260207	110326	928.63
Invoice: 0076768-1						YARD & WAREHOUSE ITEMS - 8 GATE CAP F			
				928.63 701 132000		Storeroom & Truck Inventory			
						CHECK	115742 TOTAL:		928.63
115743	11/03/2026	PRTD	2705	HACH COMPANY	15200101	10/02/2026		110326	3,982.72
Invoice: 15200101						AMMONIA REAGENT VIALS			
				3,982.72 701341 551000		Supplies/Material			
				HACH COMPANY	15218656	10/15/2026		110326	592.00
Invoice: 15218656						DPD REFILLS			
				592.00 701341 551000		Supplies/Material			
				HACH COMPANY	15221383	10/16/2026		110326	4,689.16
Invoice: 15221383						LAB SUPPLIES			
				4,689.16 101600 541000		Supplies/Material			

A/P CASH DISBURSEMENTS JOURNAL

CASH ACCOUNT: 999 100100 Cash-General

CHECK NO	CHK DATE	TYPE	VENDOR	NAME	INVOICE	INV DATE	PO	CHECK RUN	NET
					INVOICE DTL DESC				
						CHECK	115743 TOTAL:		9,263.88
115744	11/03/2026	PRTD	31091	HYDREVOLUTION, LLC	1826	10/02/2026		110326	27,950.00
	Invoice: 1826					WATER LEAK DETECTION SERVICES			
					27,950.00 101700 551500	Outside Services			
						CHECK	115744 TOTAL:		27,950.00
115745	11/03/2026	PRTD	10102	INFOSEND INC.	319532	09/30/2026		110326	10,571.52
	Invoice: 319532					8/28/26-9/21/26 BILL PAYMENT MAILING			
					10,571.52 701221 622000	Outside Services			
						CHECK	115745 TOTAL:		10,571.52
115746	11/03/2026	PRTD	21197	JACOBS ENGINEERING GROUP INC.	W9Y39300-26	10/15/2026		110326	8,531.00
	Invoice: W9Y39300-26					PHASE 3 WHITE PAPER 7/25-8/28/26			
					8,531.00 701122 651600	Other Professional Serv			
						CHECK	115746 TOTAL:		8,531.00
115747	11/03/2026	PRTD	31198	KARL STELTER STUDIOS, LLC	1435-1	10/13/2026		110326	36,750.00
	Invoice: 1435-1					DOCUMENTARY FILM PRODUCTION			
					36,750.00 701230 651600	Other Professional Serv			
						CHECK	115747 TOTAL:		36,750.00
115748	11/03/2026	PRTD	30556	MALLORY SAFETY & SUPPLY LLC	6529572	10/14/2026	2270075	110326	940.62
	Invoice: 6529572					PPE ITEMS			
					940.62 701 132000	Storeroom & Truck Inventory			
				MALLORY SAFETY & SUPPLY LLC	6531864	10/19/2026	2270075	110326	1,261.69
	Invoice: 6531864					PPE ITEMS			
					1,261.69 701 132000	Storeroom & Truck Inventory			
				MALLORY SAFETY & SUPPLY LLC	6535190	10/22/2026	2270075	110326	147.96
	Invoice: 6535190					PPE ITEMS			
					147.96 701 132000	Storeroom & Truck Inventory			
				MALLORY SAFETY & SUPPLY LLC	6535195	10/22/2026	2270075	110326	82.77
	Invoice: 6535195					PPE ITEMS			
					82.77 701 132000	Storeroom & Truck Inventory			
				MALLORY SAFETY & SUPPLY LLC	6535924	10/23/2026	2270075	110326	1,881.24
	Invoice: 6535924					PPE ITEMS			
					1,881.24 701 132000	Storeroom & Truck Inventory			

A/P CASH DISBURSEMENTS JOURNAL

CASH ACCOUNT: 999 100100 Cash-General

CHECK NO	CHK DATE	TYPE	VENDOR	NAME	INVOICE	INV DATE	PO	CHECK RUN	NET
					INVOICE DTL DESC				
						CHECK	115748 TOTAL:		4,314.28
115749	11/03/2026	PRTD	14322	MILES CHEMICAL COMPANY, INC	785674	10/08/2026		110326	272.34
Invoice: 785674						51 LB CITRIC ACID			
				272.34	751750 541000	Supplies			
				MILES CHEMICAL COMPANY, INC	785476	10/06/2026		110326	-225.00
Invoice: 785476						CR CONTAINER DEPOSIT			
				-225.00	751750 541000	Supplies			
						CHECK	115749 TOTAL:		47.34
115750	11/03/2026	PRTD	2839	MOTION INDUSTRIES, INC.	CA22-00785559	10/08/2026		110326	1,169.62
Invoice: CA22-00785559						REGULATOR REBUILD KITS			
				1,169.62	101600 551000	Supplies/Material			
				MOTION INDUSTRIES, INC.	CA22-00785560	10/08/2026		110326	388.86
Invoice: CA22-00785560						PRESSURE REGULATOR REBUILD KIT			
				388.86	751750 541000	Supplies			
						CHECK	115750 TOTAL:		1,558.48
115751	11/03/2026	PRTD	31155	O'REILLY AUTO ENTERPRISES, LLC	4327-389890	08/10/2026		110326	543.95
Invoice: 4327-389890						BATTERY INVENTORY			
				543.95	701525 551000	Supplies/Material			
						CHECK	115751 TOTAL:		543.95
115752	11/03/2026	PRTD	30537	OSTS INC	68572	07/31/2026		110326	6,970.00
Invoice: 68572						CPR/FIRST AID & AED TRAINING			
				6,970.00	701610 680000	Safety			
				OSTS INC	67491	03/02/2026		110326	3,600.00
Invoice: 67491						CONFINED SPACE TRAINING 3/11 & 3/18/26			
				3,600.00	701610 680000	Safety			
						CHECK	115752 TOTAL:		10,570.00
115753	11/03/2026	PRTD	18874	PACIFIC HYDROTECH CORPORATION	10655/PMT#20	10/08/2026		110326	180,880.00
Invoice: 10655/PMT#20						CORNELL P/S IMPROVEMENTS SEPTEMBER 2026			
				180,880.00	301440 900000	Capital Asset Expenses			
						CHECK	115753 TOTAL:		180,880.00

A/P CASH DISBURSEMENTS JOURNAL

CASH ACCOUNT: 999 100100 Cash-General

CHECK NO	CHK DATE	TYPE	VENDOR	NAME	INVOICE	INV DATE	PO	CHECK RUN	NET
					INVOICE DTL DESC				
115754	11/03/2026	PRTD	30269	PAPER RECYCLING & SHREDDING SPECI	640346	09/22/2026		110326	83.00
	Invoice: 640346					ON SITE DOC SHREDDING 9/22/26			
					83.00 701121 623500	Records Management			
				PAPER RECYCLING & SHREDDING SPECI	641503	10/06/2026		110326	99.00
	Invoice: 641503					ON SITE DOC SHREDDING 10/6/26			
					99.00 701121 623500	Records Management			
						CHECK	115754 TOTAL:		182.00
115755	11/03/2026	PRTD	30458	PIONEER AMERICAS, LLC (OLIN CORP)	900783787	10/08/2026		110326	9,152.68
	Invoice: 900783787					4,798 GAL SODIUM HYPOCHLORITE			
					9,152.68 751810 541014	Sodium Hypochlorite			
				PIONEER AMERICAS, LLC (OLIN CORP)	900785395	10/13/2026		110326	9,091.64
	Invoice: 900785395					4,766 GAL SODIUM HYPOCHLORITE			
					9,091.64 751810 541014	Sodium Hypochlorite			
				PIONEER AMERICAS, LLC (OLIN CORP)	900788550	10/20/2026		110326	9,183.20
	Invoice: 900788550					4,814 GAL SODIUM HYPOCHLORITE			
					9,183.20 751810 541014	Sodium Hypochlorite			
						CHECK	115755 TOTAL:		27,427.52
115756	11/03/2026	PRTD	18505	RAFTELIS FINANCIAL CONSULTANTS, I	48931	10/14/2026		110326	2,825.00
	Invoice: 48931					ASST MGMT SYST& IMPLNT CNSLTNG SVCS SEPTEMBER 2026			
					2,825.00 701420 651600	Other Professional Serv			
						CHECK	115756 TOTAL:		2,825.00
115757	11/03/2026	PRTD	30284	ROGERS, ANDERSON, MALODY & SCOTT	81713	09/30/2026		110326	12,800.00
	Invoice: 81713					PROGRESS BILL SVCS THRU 9/30/26			
					11,300.00 701440 651700	Audit Fees			
					1,500.00 751840 651700	Audit Fees			
						CHECK	115757 TOTAL:		12,800.00
115758	11/03/2026	PRTD	20124	RON'S PORTABLE WELDING	7102	10/13/2026		110326	660.00
	Invoice: 7102					WELDING SVCS 10/13/26			
					660.00 751700 551500	Outside Services			
						CHECK	115758 TOTAL:		660.00
115759	11/03/2026	PRTD	4586	ROYAL INDUSTRIAL SOLUTIONS	9009-1073283	10/06/2026		110326	189.12
	Invoice: 9009-1073283					COOLING FAN VFD			
					189.12 101600 551000	Supplies/Material			

A/P CASH DISBURSEMENTS JOURNAL

CASH ACCOUNT: 999 100100 Cash-General

CHECK NO	CHK DATE	TYPE	VENDOR	NAME	INVOICE	INV DATE	PO	CHECK RUN	NET
					INVOICE DTL DESC				
				ROYAL INDUSTRIAL SOLUTIONS	9009-1074074	10/14/2026		110326	4,200.00
	Invoice: 9009-1074074					CONTROL LOGIX MAINTNR TRAINING CRSE 10/12-10/16/26			
					4,200.00 701420 683000	Training & Professional Devel			
						CHECK	115759 TOTAL:		4,389.12
115760	11/03/2026	PRTD	2948	SMITH PIPE & SUPPLY	4422194	10/06/2026		110326	80.85
	Invoice: 4422194					REPLACEMENT GARDEN HOSE FOR SPRAY FIELD SHOP BLDG			
					80.85 751810 678800	District Sprayfield			
						CHECK	115760 TOTAL:		80.85
115761	11/03/2026	PRTD	16120	CONTROL LABORATORIES, INC	6070140	07/30/2026		110326	425.00
	Invoice: 6070140					FINISHED COMPOST - PACKAGE(SOLIDS) & COOLER RETURN			
					425.00 751820 571520	Other Laboratory Serv			
				CONTROL LABORATORIES, INC	6070210	07/30/2026		110326	422.00
	Invoice: 6070210					FINISHED COMPOST - PACKAGE(SOLIDS) & COOLER RETURN			
					422.00 751820 571520	Other Laboratory Serv			
						CHECK	115761 TOTAL:		847.00
115762	11/03/2026	PRTD	2958	SOUTHERN CALIFORNIA GAS CO (M-bil	06871284003/102326	10/23/2026		110326	1,864.69
	Invoice: 06871284003/102326					CONDUIT 9/24-10/22/26 1226 THERMS			
					1,864.69 101101 540530	Gas			
						CHECK	115762 TOTAL:		1,864.69
115763	11/03/2026	PRTD	30924	CHELSEA WILLIAMS	22396-01	09/15/2026		110326	510.04
	Invoice: 22396-01					RUBBER DUCK KEY CHAINS			
					510.04 701230 660400	Public Education Programs			
						CHECK	115763 TOTAL:		510.04
115764	11/03/2026	PRTD	31204	SYNTRIO, LLC	INV-SYNT-173184	08/27/2026		110326	789.57
	Invoice: INV-SYNT-173184					ETHICS HOTLINE ANNUAL FEE 9/1/26-8/31/27			
					789.57 701410 622000	Outside Services			
						CHECK	115764 TOTAL:		789.57
115765	11/03/2026	PRTD	30534	TAIT ENVIRONMENTAL SERVICES, INC.	972146	07/09/2026		110326	410.00
	Invoice: 972146					INSPECTION 6/24/26			
					410.00 701525 551500	Outside Services			
				TAIT ENVIRONMENTAL SERVICES, INC.	973768	10/09/2026		110326	7,105.00

A/P CASH DISBURSEMENTS JOURNAL

CASH ACCOUNT: 999 100100 Cash-General

CHECK NO	CHK DATE	TYPE	VENDOR	NAME	INVOICE	INV DATE	PO	CHECK RUN	NET
								INVOICE DTL DESC	
	Invoice: 973768							PERFORM 2026 COMPLIANCE TESTING 5/6/26	
					7,105.00 701525	551500		Outside Services	
				TAIT ENVIRONMENTAL SERVICES, INC.	973770	10/09/2026		110326	792.50
	Invoice: 973770							SHUT DOWN/REPAIR DAMAGED DIESEL DISPENSER 8/6/26	
					792.50 701525	551500		Outside Services	
				TAIT ENVIRONMENTAL SERVICES, INC.	973795	10/12/2026		110326	410.00
	Invoice: 973795							INSPECTION 9/16/26	
					410.00 701525	551500		Outside Services	
								CHECK 115765 TOTAL:	8,717.50
115766	11/03/2026	PRTD	21599	THE ROVISYS COMPANY	114952	09/08/2026		110326	1,500.00
	Invoice: 114952							UPGRD WTR BKHL & SCADA DESIGN SEPTEMBER 2026	
					1,500.00 301440	900000		Capital Asset Expenses	
								CHECK 115766 TOTAL:	1,500.00
115767	11/03/2026	PRTD	31043	TOTAL ACCESS ELEVATOR LLC	INV-24037-J6C0	10/01/2026		110326	290.00
	Invoice: INV-24037-J6C0							OCTOBER 2026 ELEVATOR SRV	
					145.00 701001	551500		Outside Services	
					145.00 701002	551500		Outside Services	
								CHECK 115767 TOTAL:	290.00
115768	11/03/2026	PRTD	2325	UNITED RENTALS, INC	265234172-001	09/16/2026		110326	1,627.79
	Invoice: 265234172-001							ELECTRICAL REPIAR RANCHO GOLF CART #708	
					1,627.79 751820	551500		Outside Services	
								CHECK 115768 TOTAL:	1,627.79
115769	11/03/2026	PRTD	2780	VALLEY NEWS GROUP	10-1/10-8	10/08/2026		110326	220.00
	Invoice: 10-1/10-8							LEGAL AD- NOTICE SEALED BIDS 10-1/10-8	
					220.00 701122	650500		Legal Advertising	
								CHECK 115769 TOTAL:	220.00
115770	11/03/2026	PRTD	3022	VSS SALES INC.	030989	09/11/2026		110326	24,723.51
	Invoice: 030989							VERTICAL PUMP	
					24,723.51 101100	551500		Outside Services	
								CHECK 115770 TOTAL:	24,723.51

A/P CASH DISBURSEMENTS JOURNAL

CASH ACCOUNT: 999 100100 Cash-General

CHECK NO	CHK DATE	TYPE	VENDOR	NAME	INVOICE	INV DATE	PO	CHECK RUN	NET
					INVOICE DTL DESC				
115771	11/03/2026	PRTD	31081	VTX INTERMEDIATE HOLDINGS II, INC	038-FI000005681	10/05/2026		110326	57,023.00
Invoice: 038-FI000005681						CUSTOMER SVC INTERFACE PLATFORM 8/31/26-8/30/27			
					57,023.00 701220 622000	Outside Services			
						CHECK	115771 TOTAL:		57,023.00
115772	11/03/2026	PRTD	2701	GRAINGER	9104279337	10/05/2026		110326	25.54
Invoice: 9104279337						AIR REGULATOR			
					25.54 751750 541000	Supplies			
				GRAINGER	9101699164	10/01/2026		110326	263.26
Invoice: 9101699164						SCREW ASSORTMENT AND KEY STOCK KIT			
					263.26 701525 551000	Supplies/Material			
				GRAINGER	9113375332	10/12/2026		110326	56.89
Invoice: 9113375332						HYDRANT WRENCH			
					56.89 101700 541000	Supplies/Material			
				GRAINGER	9122031942	10/19/2026		110326	86.02
Invoice: 9122031942						TEE & ELBOW			
					86.02 751750 541000	Supplies			
						CHECK	115772 TOTAL:		431.71
115773	11/03/2026	PRTD	3044	WATEREUSE ASSOCIATION	12823	10/07/2026		110326	3,278.48
Invoice: 12823						2027 ANNUAL MEMBERSHIP DUES			
					3,278.48 701121 710500	Dues, Subsc & Memberships			
						CHECK	115773 TOTAL:		3,278.48
115774	11/03/2026	PRTD	31053	WESTAIR GASES & EQUIPMENT INC	0080775707	09/30/2026		110326	207.05
Invoice: 0080775707						CYLNIDER RENTAL SEPTEMBER 2026			
					207.05 101100 541000	Supplies/Material			
						CHECK	115774 TOTAL:		207.05
115775	11/03/2026	PRTD	20712	WOODARD & CURRAN, INC.	ARIV1000803	10/02/2026		110326	28,275.00
Invoice: ARIV1000803						RANCHO FRM SPRAYFLDS REPURPOSE STUDY THRU 8/29/26			
					28,275.00 751840 651600	Other Professional Serv			
						CHECK	115775 TOTAL:		28,275.00
115776	11/03/2026	PRTD	30527	WORLDWIDE EXPRESS	260927W002750	09/30/2026		110326	9.15
Invoice: 260927W002750						OUTGOING UPS FREIGHT			
					9.15 701001 551000	Supplies/Material			

A/P CASH DISBURSEMENTS JOURNAL

CHECK 115776 TOTAL: 9.15

NUMBER OF CHECKS 74 *** CASH ACCOUNT TOTAL *** 1,130,560.79

	COUNT	AMOUNT
TOTAL PRINTED CHECKS	61	719,331.55
TOTAL EFT'S	13	411,229.24

*** GRAND TOTAL *** 1,130,560.79

A/P CASH DISBURSEMENTS JOURNAL

JOURNAL ENTRIES TO BE CREATED

CLERK: 3296jspears

YEAR PER JNL SRC ACCOUNT / EFF DATE	JNL DESC	REF 1	REF 2	REF 3	ACCOUNT DESC / LINE DESC	T	OB	DEBIT	CREDIT
2027 5 16									
APP 301-200000					Accounts Payable			320,830.44	
11/03/2026	110326	110326			AP CASH DISBURSEMENTS JOURNAL				
APP 999-100100					Cash-General				1,130,560.79
11/03/2026	110326	110326			AP CASH DISBURSEMENTS JOURNAL				
APP 101-200000					Accounts Payable			337,238.62	
11/03/2026	110326	110326			AP CASH DISBURSEMENTS JOURNAL				
APP 701-200000					Accounts Payable			361,012.34	
11/03/2026	110326	110326			AP CASH DISBURSEMENTS JOURNAL				
APP 751-200000					Accounts Payable			98,022.67	
11/03/2026	110326	110326			AP CASH DISBURSEMENTS JOURNAL				
APP 754-200000					Accounts Payable			13,415.05	
11/03/2026	110326	110326			AP CASH DISBURSEMENTS JOURNAL				
APP 130-200000					Accounts Payable			41.67	
11/03/2026	110326	110326			AP CASH DISBURSEMENTS JOURNAL				
					GENERAL LEDGER TOTAL			1,130,560.79	1,130,560.79
APP 999-203010					Due to/Due FrmPotable Wtr Repl			320,830.44	
11/03/2026	110326	110326							
APP 301-100100					Cash-General				320,830.44
11/03/2026	110326	110326							
APP 999-201010					Due to/Due Frm Potable Wtr Ops			337,238.62	
11/03/2026	110326	110326							
APP 101-100100					Cash-General				337,238.62
11/03/2026	110326	110326							
APP 999-207010					Due to/Due FromInternal Svs			361,012.34	
11/03/2026	110326	110326							
APP 701-100100					Cash-General				361,012.34
11/03/2026	110326	110326							
APP 999-207510					Due to/Due FromJPA Operations			98,022.67	
11/03/2026	110326	110326							
APP 751-100100					Cash-General				98,022.67
11/03/2026	110326	110326							
APP 999-207540					Due to/Due FromJPA Replacement			13,415.05	
11/03/2026	110326	110326							
APP 754-100100					Cash-General				13,415.05
11/03/2026	110326	110326							
APP 999-201300					Due to/Due FrmSanitation Ops			41.67	
11/03/2026	110326	110326							
APP 130-100100					Cash-General				41.67
11/03/2026	110326	110326							
					SYSTEM GENERATED ENTRIES TOTAL			1,130,560.79	1,130,560.79
					JOURNAL 2027/05/16 TOTAL			2,261,121.58	2,261,121.58

A/P CASH DISBURSEMENTS JOURNAL

JOURNAL ENTRIES TO BE CREATED

FUND / ACCOUNT	YEAR	PER	JNL	EFF DATE / ACCOUNT DESCRIPTION		DEBIT	CREDIT
101 Potable Water Operations	2027	5	16	11/03/2026			
101-100100				Cash-General			337,238.62
101-200000				Accounts Payable		337,238.62	
					FUND TOTAL	337,238.62	337,238.62
130 Sanitation Operations	2027	5	16	11/03/2026			
130-100100				Cash-General			41.67
130-200000				Accounts Payable		41.67	
					FUND TOTAL	41.67	41.67
301 Potable Wtr Replacement Fund	2027	5	16	11/03/2026			
301-100100				Cash-General			320,830.44
301-200000				Accounts Payable		320,830.44	
					FUND TOTAL	320,830.44	320,830.44
701 Internal Service Fund	2027	5	16	11/03/2026			
701-100100				Cash-General			361,012.34
701-200000				Accounts Payable		361,012.34	
					FUND TOTAL	361,012.34	361,012.34
751 JPA Operations	2027	5	16	11/03/2026			
751-100100				Cash-General			98,022.67
751-200000				Accounts Payable		98,022.67	
					FUND TOTAL	98,022.67	98,022.67
754 JPA Replacement	2027	5	16	11/03/2026			
754-100100				Cash-General			13,415.05
754-200000				Accounts Payable		13,415.05	
					FUND TOTAL	13,415.05	13,415.05
999 Pooled Cash	2027	5	16	11/03/2026			
999-100100				Cash-General			1,130,560.79
999-201010				Due to/Due Frm Potable Wtr Ops		337,238.62	
999-201300				Due to/Due FrmSanitation Ops		41.67	
999-203010				Due to/Due FrmPotable Wtr Repl		320,830.44	
999-207010				Due to/Due FromInternal Svs		361,012.34	
999-207510				Due to/Due FromJPA Operations		98,022.67	
999-207540				Due to/Due FromJPA Replacement		13,415.05	
					FUND TOTAL	1,130,560.79	1,130,560.79

A/P CASH DISBURSEMENTS JOURNAL

JOURNAL ENTRIES TO BE CREATED

FUND		DUE TO	DUE FR
101	Potable Water Operations		337,238.62
130	Sanitation Operations		41.67
301	Potable Wtr Replacement Fund		320,830.44
701	Internal Service Fund		361,012.34
751	JPA Operations		98,022.67
754	JPA Replacement		13,415.05
999	Pooled Cash	1,130,560.79	
	TOTAL	1,130,560.79	1,130,560.79

** END OF REPORT - Generated by Janna Spears **

A/P CASH DISBURSEMENTS JOURNAL

CASH ACCOUNT: 999 100100 Cash-General

CHECK NO	CHK DATE	TYPE	VENDOR	NAME	INVOICE	INV DATE	PO	CHECK RUN	NET
					INVOICE DTL DESC				
1499	11/10/2026	EFT	2654	FAMCON PIPE	S100191420.002	10/05/2026	2270066	111026	106.80
Invoice: S100191420.002						ER LV RD - 3 20" BUTTERFLY VALVES			
				106.80 101700 551000		Supplies/Material			
				FAMCON PIPE	S100191420.007	10/14/2026	2270066	111026	5,438.79
Invoice: S100191420.007						ER LV RD - NUTS, BOLTS, CAP SCREW			
				5,438.79 101700 551000		Supplies/Material			
				FAMCON PIPE	S100190416.003	10/27/2026	2270058	111026	223.61
Invoice: S100190416.003						WAREHOUSE STOCK-FORD CTN4 FLARE NUT			
				223.61 701 132000		Storeroom & Truck Inventory			
				FAMCON PIPE	S100193146.001	10/27/2026	2270078	111026	1,982.48
Invoice: S100193146.001						CLA-VAL ITEMS - DISC AND SPACER WASHER			
				1,982.48 701 132000		Storeroom & Truck Inventory			
						CHECK 1499 TOTAL:			7,751.68
1500	11/10/2026	EFT	20779	SAND MATERIALS & AGGREGATE SALES,	97211	10/15/2026		111026	2,341.88
Invoice: 97211						24.39 TNS AGGREGATE & 24.62 TNS FILL SAND			
				2,341.88 101700 551000		Supplies/Material			
						CHECK 1500 TOTAL:			2,341.88
1501	11/10/2026	EFT	14479	STEPHEN J. BIGILEN	10-21-26	10/21/2026		111026	800.00
Invoice: 10-21-26						VIDEO SRV- JPA MTGS OCTOBER 2026			
				800.00 751840 651600		Other Professional Serv			
				STEPHEN J. BIGILEN	10-22-26	10/22/2026		111026	1,600.00
Invoice: 10-22-26						VIDEO SRV- LV MTGS OCTOBER 2026			
				1,600.00 701112 651600		Other Professional Serv			
				STEPHEN J. BIGILEN	10-23-26	10/23/2026		111026	800.00
Invoice: 10-23-26						VIDEO SRV- OCEANWELLS MTGS OCTOBER 2026			
				800.00 701112 651600		Other Professional Serv			
						CHECK 1501 TOTAL:			3,200.00
1502	11/10/2026	EFT	30645	VITAL COATINGS INC	299	10/26/2026		111026	1,440.00
Invoice: 299						PAINTING AND COATINGS OF P/S JED SMITH			
				1,440.00 301440 900000		Capital Asset Expenses			
						CHECK 1502 TOTAL:			1,440.00
1503	11/10/2026	EFT	3035	VWR SCIENTIFIC	8822842435	10/22/2026		111026	87.96
Invoice: 8822842435						PHOSPHATE BUFFER DILUTION BOTTLES			
				87.96 701341 551000		Supplies/Material			

A/P CASH DISBURSEMENTS JOURNAL

CASH ACCOUNT: 999 100100 Cash-General

CHECK NO	CHK DATE	TYPE	VENDOR	NAME	INVOICE	INV DATE	PO	CHECK RUN	NET
					INVOICE DTL DESC				
						CHECK	1503 TOTAL:		87.96
1504	11/10/2026	EFT	3035	VWR INTERNATIONAL, LLC	8822836217	10/21/2026		111026	171.97
	Invoice: 8822836217					BT SURE AMPULES			
					171.97 701341 551000	Supplies/Material			
						CHECK	1504 TOTAL:		171.97
1505	11/10/2026	PRTD	2814	MCMASTER-CARR SUPPLY CO	73595882	10/14/2026		111026	99.40
	Invoice: 73595882					GROUNDING CLAMP WITH HUNGE & LOCKNUT			
					99.40 751820 551000	Supplies/Material			
				MCMASTER-CARR SUPPLY CO	73745938	10/16/2026		111026	1,195.17
	Invoice: 73745938					ELECTRICAL SUPPLIES			
					1,195.17 751100 551000	Supplies/Material			
						CHECK	1505 TOTAL:		1,294.57
1506	11/10/2026	PRTD	7770	AUTOMATIONDIRECT.COM	19705378	10/22/2026		111026	436.10
	Invoice: 19705378					LOOP ISOLATOR			
					436.10 101100 551000	Supplies/Material			
				AUTOMATIONDIRECT.COM	19706515	10/22/2026		111026	459.46
	Invoice: 19706515					PROCESS DISPLAY AND PHASE MONITOR			
					459.46 101600 551000	Supplies/Material			
						CHECK	1506 TOTAL:		895.56
1507	11/10/2026	PRTD	20491	BEST BEST & KRIEGER LLP	1076610	10/16/2026		111026	9,004.63
	Invoice: 1076610					SEPTEMBER 2026 FEDERAL LOBBYING			
					9,004.63 751840 651600	Other Professional Serv			
						CHECK	1507 TOTAL:		9,004.63
1508	11/10/2026	PRTD	30619	LLOYD'S PLUMBING, INC.	221709062	10/22/2026		111026	1,557.96
	Invoice: 221709062					CLEAR DRAIN FOR URINAL 10/22/26			
					1,557.96 751820 551500	Outside Services			
						CHECK	1508 TOTAL:		1,557.96
115777	11/10/2026	PRTD	17361	ACCURATE FIRST AID SERVICES	C-3928	10/19/2026		111026	255.90
	Invoice: C-3928					FIRST AID STE SRV - HQ			
					255.90 701610 680000	Safety			
				ACCURATE FIRST AID SERVICES	C-3929	10/19/2026		111026	374.39
	Invoice: C-3929					FIRST AID STE SRV - HQ			

A/P CASH DISBURSEMENTS JOURNAL

CASH ACCOUNT: 999 100100 Cash-General

CHECK NO	CHK DATE	TYPE	VENDOR	NAME	INVOICE	INV DATE	PO	CHECK RUN	NET
					INVOICE DTL DESC				
				374.39 701610 680000 Safety					
				ACCURATE FIRST AID SERVICES	C-3931	10/19/2026		111026	602.01
				Invoice: C-3931		FIRST AID STE SRV - RANCHO			
				602.01 701610 680000 Safety					
				ACCURATE FIRST AID SERVICES	C-3932	10/19/2026		111026	503.95
				Invoice: C-3932		FIRST AID STE SRV - TAPIA			
				503.95 701610 680000 Safety					
						CHECK	115777 TOTAL:		1,736.25
115778	11/10/2026	PRTD	2321	ACWA	LVMWD/2027DUES	10/29/2026		111026	34,390.00
				Invoice: LVMWD/2027DUES		2027 ANNUAL MEMBERSHIP DUES			
				34,390.00 701121 710500 Dues, Subsc & Memberships					
						CHECK	115778 TOTAL:		34,390.00
115779	11/10/2026	PRTD	30461	ALTERNATIVE HOSE INC.	6166455	10/29/2026	2270084	111026	676.04
				Invoice: 6166455		STAINLESS STEEL FITTINGS			
				652.49 701 132000 Storeroom & Truck Inventory					
				12.72 701 132000 Storeroom & Truck Inventory					
				2.39 701 132000 Storeroom & Truck Inventory					
				1.24 701 132000 Storeroom & Truck Inventory					
				7.20 701 132000 Storeroom & Truck Inventory					
						CHECK	115779 TOTAL:		676.04
115780	11/10/2026	PRTD	30729	AMAZON CAPITAL SERVICES, INC.	1GT9-7VDC-NGNV	10/19/2026		111026	161.76
				Invoice: 1GT9-7VDC-NGNV		MALE PLUG CRIMP CONNECTOR, BATTERY CHRGER & CLAMPS			
				161.76 101100 551000 Supplies/Material					
				AMAZON CAPITAL SERVICES, INC.	1H3V-RQQV-X1PW	10/19/2026		111026	126.26
				Invoice: 1H3V-RQQV-X1PW		UTILITY JUG & MOTOR JUG			
				126.26 701525 551500 Outside Services					
				AMAZON CAPITAL SERVICES, INC.	1K64-WNLV-QGVC	10/16/2026		111026	7.78
				Invoice: 1K64-WNLV-QGVC		ALLIGATOR CLIPS			
				7.78 701525 551000 Supplies/Material					
				AMAZON CAPITAL SERVICES, INC.	1PK9-TC3T-1W93	10/15/2026		111026	54.49
				Invoice: 1PK9-TC3T-1W93		STOCK CASE FOR IPAD AIR			
				54.49 701420 620000 Forms, Supplies And Postage					
				AMAZON CAPITAL SERVICES, INC.	1RNG-TCD6-RM9J	10/19/2026		111026	114.63
				Invoice: 1RNG-TCD6-RM9J		FACILITIES SUPPLIES			
				114.63 701525 551000 Supplies/Material					
				AMAZON CAPITAL SERVICES, INC.	1X3J-TFRM-XGJD	10/19/2026		111026	74.62

A/P CASH DISBURSEMENTS JOURNAL

CASH ACCOUNT: 999 100100 Cash-General

CHECK NO	CHK DATE	TYPE	VENDOR	NAME	INVOICE	INV DATE	PO	CHECK RUN	NET
					INVOICE DTL DESC				
				Invoice: 1X3J-TFRM-XGJD				BLANKET AMAZON MISC SUPPLIES	
					74.62 101600 541000			Supplies/Material	
				AMAZON CAPITAL SERVICES, INC.	19TG-DT3Q-DTK9	10/20/2026		111026	134.90
				Invoice: 19TG-DT3Q-DTK9				COMMERCIAL FLOOR MAT	
					134.90 101900 572500			Genl Supplies/Small Tools	
				AMAZON CAPITAL SERVICES, INC.	131X-1KCJ-N1FN	10/19/2026		111026	178.60
				Invoice: 131X-1KCJ-N1FN				SODIUM ACETATE TRIHYDRATE	
					178.60 101600 541000			Supplies/Material	
				AMAZON CAPITAL SERVICES, INC.	1GP1-HHND-GYF3	10/22/2026		111026	219.76
				Invoice: 1GP1-HHND-GYF3				AUTOMOTIVE WORK LIGHT	
					219.76 701526 572500			Genl Supplies/Small Tools	
				AMAZON CAPITAL SERVICES, INC.	137K-43L9-FX3X	10/22/2026		111026	55.61
				Invoice: 137K-43L9-FX3X				LITHIUM ION BATTERY	
					55.61 701420 620000			Forms, Supplies And Postage	
				AMAZON CAPITAL SERVICES, INC.	1TN7-VX6Y-DKXY	10/20/2026		111026	909.11
				Invoice: 1TN7-VX6Y-DKXY				CONTROL SYSTEMS SUPPLIES	
					909.11 101300 570000			SCADA Services	
							CHECK	115780 TOTAL:	2,037.52
115781	11/10/2026	PRTD	2397	AQUATIC BIOASSAY & CONSULTING	LVS1026.0542	10/20/2026		111026	1,040.00
				Invoice: LVS1026.0542				CHRONIC TOXICITY TESTING	
					1,040.00 751810 571520			Other Laboratory Serv	
							CHECK	115781 TOTAL:	1,040.00
115782	11/10/2026	PRTD	5625	ASSOCIATION OF WATER AGENCIES OF	06-17362	10/20/2026		111026	500.00
				Invoice: 06-17362				2026 SPONSR ANNL AWA WATR SUPPLY BUS TOUR 11/12/26	
					500.00 701122 660410			Professional Org Sponsorships	
							CHECK	115782 TOTAL:	500.00
115783	11/10/2026	PRTD	31097	CHANNEL ISLANDS RESTORATION	26LVMWD04	09/30/2026		111026	3,197.75
				Invoice: 26LVMWD04				WEED ABATEMENT SEPTEMBER 2026	
					3,197.75 751800 551500			Outside Services	
							CHECK	115783 TOTAL:	3,197.75
115784	11/10/2026	PRTD	31038	CLARK LAND RESOURCES, INC.	LVMWD 0926-01	10/07/2026		111026	13,252.50
				Invoice: LVMWD 0926-01				ON CALL SVCS PWP SEPTEMBER 2026	
					13,252.50 754440 900000			Capital Asset Expenses	

A/P CASH DISBURSEMENTS JOURNAL

CASH ACCOUNT: 999 100100 Cash-General

CHECK NO	CHK DATE	TYPE	VENDOR	NAME	INVOICE	INV DATE	PO	CHECK RUN	NET
				INVOICE DTL DESC					
						CHECK	115784 TOTAL:		13,252.50
115785	11/10/2026	PRTD	30477	PUBLIC WORKS AGENCY	2025041-100826	10/08/2026		111026	5,798.04
Invoice: 2025041-100826						PWP ENCROACHMENT PERMIT APP REVIEW PROJECT 608D322			
				5,798.04 754440 900000		Capital Asset Expenses			
						CHECK	115785 TOTAL:		5,798.04
115786	11/10/2026	PRTD	10270	DEMARIA ELECTRIC MOTOR SERVICES,	32443	09/17/2026		111026	15,298.48
Invoice: 32443						150 HP MOTOR REWIND			
				15,298.48 101100 551000		Supplies/Material			
				DEMARIA ELECTRIC MOTOR SERVICES,	32000007	10/09/2026		111026	8,607.35
Invoice: 32000007						150 HP MOTOR RECONDITION			
				8,607.35 130100 551500		Outside Services			
						CHECK	115786 TOTAL:		23,905.83
115787	11/10/2026	PRTD	30593	DION & SONS, INC	V228541	10/19/2026		111026	252.32
Invoice: V228541						31.6 GAL RED DYE DIESEL - TAPIA			
				252.32 130100 551000		Supplies/Material			
						CHECK	115787 TOTAL:		252.32
115788	11/10/2026	PRTD	31107	DUDEK	202610152	10/21/2026		111026	19,007.50
Invoice: 202610152						FIRE HARDENING RISK ASSESSMENT 8/22-9/25/26			
				19,007.50 701521 551500		Outside Services			
						CHECK	115788 TOTAL:		19,007.50
115789	11/10/2026	PRTD	2655	FERGUSON WATERWORKS #1089	0082402-1	10/22/2026	2270022	111026	3,081.85
Invoice: 0082402-1						YARD ITEMS -TYTON JT PIPE			
				3,081.85 701 132000		Storeroom & Truck Inventory			
				FERGUSON WATERWORKS #1089	0087309	10/22/2026		111026	2,684.28
Invoice: 0087309						3" AMR REGISTER REPLACEMENT			
				2,684.28 701224 551000		Supplies/Material			
						CHECK	115789 TOTAL:		5,766.13
115790	11/10/2026	PRTD	30035	FILANC	10794/PMT#6	10/08/2026		111026	273,840.35
Invoice: 10794/PMT#6						TWRF SCND CLARIFIER REHAB SEPTEMBER 2026			
				273,840.35 754440 900000		Capital Asset Expenses			

A/P CASH DISBURSEMENTS JOURNAL

CASH ACCOUNT: 999 100100 Cash-General

CHECK NO	CHK DATE	TYPE	VENDOR	NAME	INVOICE	INV DATE	PO	CHECK RUN	NET
				INVOICE DTL DESC					
						CHECK	115790 TOTAL:		273,840.35
115791	11/10/2026	PRTD	6770	G.I. INDUSTRIES	3220347-0283-5	10/16/2026		111026	701.62
	Invoice: 3220347-0283-5					25YD ROLLOFF 3700 LV 10/1-10/15/26			
					701.62 751820 551800	Building Maintenance			
				G.I. INDUSTRIES	2599910-0283-5	11/01/2026		111026	250.30
	Invoice: 2599910-0283-5					DISP WLK NOVEMBER 2026			
					250.30 101600 551800	Building Maintenance			
				G.I. INDUSTRIES	3220390-0283-5	11/01/2026		111026	1,069.78
	Invoice: 3220390-0283-5					DISP HQ & SHOP NOVEMBER 2026			
					353.03 701001 551500	Outside Services			
					716.75 701002 551500	Outside Services			
				G.I. INDUSTRIES	0059046-0283-5	11/01/2026		111026	998.88
	Invoice: 0059046-0283-5					DISP TAPIA NOVEMBER 2026			
					998.88 751810 551800	Building Maintenance			
						CHECK	115791 TOTAL:		3,020.58
115792	11/10/2026	PRTD	8484	LINDE GAS AND EQUIPMENT INC.	59769124	10/21/2026		111026	56.85
	Invoice: 59769124					CYLINDER RENTAL 9/20-10/20/26			
					56.85 101100 541000	Supplies/Material			
						CHECK	115792 TOTAL:		56.85
115793	11/10/2026	PRTD	30556	MALLORY SAFETY & SUPPLY LLC	6539269	10/29/2026	2270075	111026	3,734.77
	Invoice: 6539269					PPE ITEMS - SURESEAL WITH RUBBER HARN			
					3,734.77 701 132000	Storeroom & Truck Inventory			
						CHECK	115793 TOTAL:		3,734.77
115794	11/10/2026	PRTD	31129	CANE VENTURES, LLC	1008150	10/21/2026		111026	250.68
	Invoice: 1008150					METAL FOR VALVE KEY RACK AND WATER DIFFUSER			
					250.68 701224 551000	Supplies/Material			
				CANE VENTURES, LLC	1008160	10/22/2026		111026	1,743.92
	Invoice: 1008160					METAL STOCK			
					1,743.92 751820 551000	Supplies/Material			
						CHECK	115794 TOTAL:		1,994.60
115795	11/10/2026	PRTD	2839	MOTION INDUSTRIES, INC.	CA22-00785920	10/19/2026		111026	78.77
	Invoice: CA22-00785920					COMPRESSOR BELTS			
					78.77 751750 551000	Supplies/Material			

A/P CASH DISBURSEMENTS JOURNAL

CASH ACCOUNT: 999 100100 Cash-General

CHECK NO	CHK DATE	TYPE	VENDOR	NAME	INVOICE	INV DATE	PO	CHECK RUN	NET
					INVOICE DTL DESC				
						CHECK	115795 TOTAL:		78.77
115796	11/10/2026	PRTD	31155	O'REILLY AUTO ENTERPRISES, LLC	4327-396887	09/04/2026		111026	13.08
Invoice: 4327-396887						OIL FILTER			
					13.08 701525 551000	Supplies/Material			
				O'REILLY AUTO ENTERPRISES, LLC	4327-399892	09/16/2026		111026	28.99
Invoice: 4327-399892						AIR FILTER/SPARK PLUG/GAP GAUGE			
					28.99 701525 551000	Supplies/Material			
				O'REILLY AUTO ENTERPRISES, LLC	4327-400031	09/17/2026		111026	66.77
Invoice: 4327-400031						OIL/FILTER			
					66.77 701525 551000	Supplies/Material			
				O'REILLY AUTO ENTERPRISES, LLC	4327-400082	09/17/2026		111026	928.63
Invoice: 4327-400082						SPARK PLUS/BATTERIES			
					928.63 701525 551000	Supplies/Material			
				O'REILLY AUTO ENTERPRISES, LLC	4327-400414	09/18/2026		111026	253.21
Invoice: 4327-400414						BATTERY			
					253.21 701525 551000	Supplies/Material			
				O'REILLY AUTO ENTERPRISES, LLC	4327-401899	09/24/2026		111026	201.27
Invoice: 4327-401899						BATTERY/FILTER/SPARK PLUG/GREASE			
					201.27 701525 551000	Supplies/Material			
				O'REILLY AUTO ENTERPRISES, LLC	4327-401972	09/24/2026		111026	-154.00
Invoice: 4327-401972						BATTERY CORE RETURN CREDITS			
					-154.00 701525 551000	Supplies/Material			
						CHECK	115796 TOTAL:		1,337.95
115797	11/10/2026	PRTD	31137	PACIFIC BUSINESS TECHNOLOGIES NOR	17783	10/20/2026		111026	601.39
Invoice: 17783						MAINTENANCE ON COPIERS 9/1 - 10/1/26			
					601.39 701420 621500	System Support and Maintenance			
						CHECK	115797 TOTAL:		601.39
115798	11/10/2026	PRTD	4586	ROYAL INDUSTRIAL SOLUTIONS	9009-1073886	10/13/2026		111026	1,833.10
Invoice: 9009-1073886						#2 THHN WIRE			
					1,833.10 751820 551000	Supplies/Material			
				ROYAL INDUSTRIAL SOLUTIONS	9009-1073829	10/19/2026		111026	306.30
Invoice: 9009-1073829						VFD FANS			
					306.30 101600 551000	Supplies/Material			
				ROYAL INDUSTRIAL SOLUTIONS	9009-1074319	10/22/2026		111026	5,405.56
Invoice: 9009-1074319						GENERATOR ATTACHMENT LUGS TO BUSS			
					5,405.56 101100 551000	Supplies/Material			

A/P CASH DISBURSEMENTS JOURNAL

CASH ACCOUNT: 999 100100 Cash-General

CHECK NO	CHK DATE	TYPE	VENDOR	NAME	INVOICE	INV DATE	PO	CHECK RUN	NET
					INVOICE DTL DESC				
						CHECK	115798 TOTAL:		7,544.96
115799	11/10/2026	PRTD	2952	SHI INTERNATIONAL CORP	B21863180	10/28/2026	2270086	111026	82,608.99
	Invoice: B21863180				82,608.99 701420 621500	MICROSOFT LICENSING System Support and Maintenance			
						CHECK	115799 TOTAL:		82,608.99
115800	11/10/2026	PRTD	31196	SHP VI/HOLDEN WESTLAKE, LLC	C3120050	10/08/2026		111026	11,797.43
	Invoice: C3120050				1,204.01 701999 860000 10,593.42 701 232012	RFD PPC FEE 31200 CEDAR C3120050 Misc Interest Expense Rfdble Capacity Fees			
						CHECK	115800 TOTAL:		11,797.43
115801	11/10/2026	PRTD	2956	SOUTH COAST AIR QUALITY MGMT DIST	4789746	09/16/2026		111026	583.73
	Invoice: 4789746				583.73 101100 542000	ID#196859 ICE FY26-27 Permits and Fees			
				SOUTH COAST AIR QUALITY MGMT DIST	4789747	09/16/2026		111026	583.73
	Invoice: 4789747				583.73 101100 542000	ID#196861 ICE FY26-27 Permits and Fees			
				SOUTH COAST AIR QUALITY MGMT DIST	4789748	09/16/2026		111026	583.73
	Invoice: 4789748				583.73 101100 542000	ID#196862 ICE FY26-27 Permits and Fees			
				SOUTH COAST AIR QUALITY MGMT DIST	4789749	09/16/2026		111026	583.73
	Invoice: 4789749				583.73 101100 542000	ID#196863 ICE FY26-27 Permits and Fees			
				SOUTH COAST AIR QUALITY MGMT DIST	4794299	09/16/2026		111026	176.41
	Invoice: 4794299				176.41 101100 542000	ID#196859 FLAT FEE FY26-27 Permits and Fees			
				SOUTH COAST AIR QUALITY MGMT DIST	4794300	09/16/2026		111026	176.41
	Invoice: 4794300				176.41 101100 542000	ID#196861 FLAT FEE FY26-27 Permits and Fees			
				SOUTH COAST AIR QUALITY MGMT DIST	4794301	09/16/2026		111026	176.41
	Invoice: 4794301				176.41 101100 542000	ID#196862 FLAT FEE FY26-27 Permits and Fees			
				SOUTH COAST AIR QUALITY MGMT DIST	4794302	09/16/2026		111026	176.41
	Invoice: 4794302				176.41 101100 542000	ID#196863 FLAT FEE FY26-27 Permits and Fees			

A/P CASH DISBURSEMENTS JOURNAL

CASH ACCOUNT: 999 100100 Cash-General

CHECK NO	CHK DATE	TYPE	VENDOR	NAME	INVOICE	INV DATE	PO	CHECK RUN	NET
					INVOICE DTL DESC				
						CHECK	115801 TOTAL:		3,040.56
115802	11/10/2026	PRTD	2957	SOUTHERN CALIFORNIA EDISON (M-BIL	45743/102926	10/29/2026		111026	73,052.69
	Invoice: 45743/102926					RW P/S 9/30-10/28/26 1,339KH			
					36,526.35 751127 540510	Energy			
					36,526.34 751128 540510	Energy			
				SOUTHERN CALIFORNIA EDISON (M-BIL	57161/102226	10/22/2026		111026	48,333.99
	Invoice: 57161/102226					RLV COMPOST PLNT 9/23-10/21/26 216,426 KH			
					48,333.99 751820 540510	Energy			
				SOUTHERN CALIFORNIA EDISON (M-BIL	77683/102626	10/26/2026		111026	581.39
	Invoice: 77683/102626					BLDG1 EV-PWP 9/23-10/21/26 24 KH			
					581.39 751750 540510	Energy			
				SOUTHERN CALIFORNIA EDISON (M-BIL	75690/102626	10/26/2026		111026	2,710.24
	Invoice: 75690/102626					BLDG1 HM-PWP 9/23-10/21/26 24KH			
					2,710.24 751750 540510	Energy			
						CHECK	115802 TOTAL:		124,678.31
115803	11/10/2026	PRTD	30534	TAIT ENVIRONMENTAL SERVICES, INC.	973263	09/09/2026		111026	1,790.00
	Invoice: 973263					TAPIA DIESEL TANK FUEL POLISHING 8/3/26			
					1,790.00 751810 551500	Outside Services			
						CHECK	115803 TOTAL:		1,790.00
115804	11/10/2026	PRTD	21137	TESLA ENERGY OPERATIONS, INC.	43229807	11/02/2026		111026	9,908.04
	Invoice: 43229807					RW P/S OCTOBER 2026 SOLAR 93,362.240 KWH			
					4,954.02 751127 540511	Energy-Solar			
					4,954.02 751128 540511	Energy-Solar			
						CHECK	115804 TOTAL:		9,908.04
115805	11/10/2026	PRTD	21599	THE ROVISYS COMPANY	115277	10/04/2026		111026	17,525.00
	Invoice: 115277					SCADA SYST SUPPORT SEPTEMBER 2026			
					17,525.00 701420 651600	Other Professional Serv			
						CHECK	115805 TOTAL:		17,525.00
115806	11/10/2026	PRTD	2325	UNITED RENTALS, INC	268054860-001	10/13/2026		111026	6,096.77
	Invoice: 268054860-001					A/C RENTAL FOR BLDG#7			
					6,096.77 701002 551500	Outside Services			
						CHECK	115806 TOTAL:		6,096.77

A/P CASH DISBURSEMENTS JOURNAL

CASH ACCOUNT: 999 100100 Cash-General

CHECK NO	CHK DATE	TYPE	VENDOR	NAME	INVOICE	INV DATE	PO	CHECK RUN	NET
					INVOICE DTL DESC				
115807	11/10/2026	PRTD	2701	GRAINGER	9118259309	10/15/2026		111026	418.79
Invoice: 9118259309						EXTENSION CORD, LIGHT DIMMER & WALL PLATE			
				418.79	701002 551000	Supplies/Material			
				GRAINGER	9122971303	10/19/2026		111026	116.73
Invoice: 9122971303						ELECTRICAL SUPPLIES			
				116.73	701002 551000	Supplies/Material			
				GRAINGER	9126180067	10/21/2026		111026	1,162.84
Invoice: 9126180067						WAREHOUSE SUPPLIES			
				1,162.84	101900 572500	Genl Supplies/Small Tools			
				GRAINGER	9126332635	10/21/2026		111026	120.54
Invoice: 9126332635						CAMGROOVE COUPLING & GASKET			
				120.54	101100 551000	Supplies/Material			
						CHECK	115807 TOTAL:		1,818.90
115808	11/10/2026	PRTD	3025	WATER & SANITATION	3269699	10/28/2026		111026	36,835.26
Invoice: 3269699						PURCHASED WATER 9/15-10/20/26			
				36,835.26	101001 510500	Purch Water-Ventura County			
						CHECK	115808 TOTAL:		36,835.26
115809	11/10/2026	PRTD	31195	WILLIAM BRADFORD HOWE	R0042350	10/08/2026		111026	2,467.56
Invoice: R0042350						RFD PPC FEE 423 LATIGO R0042350			
				160.95	701999 860000	Misc Interest Expense			
				2,306.61	701 232012	Rfdble Capacity Fees			
						CHECK	115809 TOTAL:		2,467.56
115810	11/10/2026	PRTD	8510	WORK BOOT WAREHOUSE	2-2-1045635	10/12/2026		111026	275.00
Invoice: 2-2-1045635						SAFETY FOOTWEAR C. ROBLES			
				275.00	701222 623000	Safety Equipment			
						CHECK	115810 TOTAL:		275.00

A/P CASH DISBURSEMENTS JOURNAL

NUMBER OF CHECKS 44 *** CASH ACCOUNT TOTAL *** 730,358.13

	COUNT	AMOUNT
TOTAL PRINTED CHECKS	38	715,364.64
TOTAL EFT'S	6	14,993.49

*** GRAND TOTAL *** 730,358.13

A/P CASH DISBURSEMENTS JOURNAL

JOURNAL ENTRIES TO BE CREATED

CLERK: 3296jspears

YEAR PER JNL / SRC ACCOUNT / EFF DATE	JNL DESC	REF 1	REF 2	REF 3	ACCOUNT DESC / LINE DESC	T	OB	DEBIT	CREDIT
2027 5 119									
APP 101-200000					Accounts Payable			72,718.71	
11/10/2026	111026	111026			AP CASH DISBURSEMENTS JOURNAL				
APP 999-100100					Cash-General				730,358.13
11/10/2026	111026	111026			AP CASH DISBURSEMENTS JOURNAL				
APP 701-200000					Accounts Payable			195,821.31	
11/10/2026	111026	111026			AP CASH DISBURSEMENTS JOURNAL				
APP 751-200000					Accounts Payable			158,627.55	
11/10/2026	111026	111026			AP CASH DISBURSEMENTS JOURNAL				
APP 301-200000					Accounts Payable			1,440.00	
11/10/2026	111026	111026			AP CASH DISBURSEMENTS JOURNAL				
APP 754-200000					Accounts Payable			292,890.89	
11/10/2026	111026	111026			AP CASH DISBURSEMENTS JOURNAL				
APP 130-200000					Accounts Payable			8,859.67	
11/10/2026	111026	111026			AP CASH DISBURSEMENTS JOURNAL				
					GENERAL LEDGER TOTAL			730,358.13	730,358.13
APP 999-201010					Due to/Due Frm Potable Wtr Ops			72,718.71	
11/10/2026	111026	111026							
APP 101-100100					Cash-General				72,718.71
11/10/2026	111026	111026							
APP 999-207010					Due to/Due FromInternal Svs			195,821.31	
11/10/2026	111026	111026							
APP 701-100100					Cash-General				195,821.31
11/10/2026	111026	111026							
APP 999-207510					Due to/Due FromJPA Operations			158,627.55	
11/10/2026	111026	111026							
APP 751-100100					Cash-General				158,627.55
11/10/2026	111026	111026							
APP 999-203010					Due to/Due FrmPotable Wtr Repl			1,440.00	
11/10/2026	111026	111026							
APP 301-100100					Cash-General				1,440.00
11/10/2026	111026	111026							
APP 999-207540					Due to/Due FromJPA Replacement			292,890.89	
11/10/2026	111026	111026							
APP 754-100100					Cash-General				292,890.89
11/10/2026	111026	111026							
APP 999-201300					Due to/Due FrmSanitation Ops			8,859.67	
11/10/2026	111026	111026							
APP 130-100100					Cash-General				8,859.67
11/10/2026	111026	111026							
					SYSTEM GENERATED ENTRIES TOTAL			730,358.13	730,358.13
					JOURNAL 2027/05/119 TOTAL			1,460,716.26	1,460,716.26

A/P CASH DISBURSEMENTS JOURNAL

JOURNAL ENTRIES TO BE CREATED

FUND / ACCOUNT	YEAR	PER	JNL	EFF DATE / ACCOUNT DESCRIPTION		DEBIT	CREDIT
101 Potable Water Operations	2027	5	119	11/10/2026			
101-100100				Cash-General			72,718.71
101-200000				Accounts Payable		72,718.71	
					FUND TOTAL	72,718.71	72,718.71
130 Sanitation Operations	2027	5	119	11/10/2026			
130-100100				Cash-General			8,859.67
130-200000				Accounts Payable		8,859.67	
					FUND TOTAL	8,859.67	8,859.67
301 Potable Wtr Replacement Fund	2027	5	119	11/10/2026			
301-100100				Cash-General			1,440.00
301-200000				Accounts Payable		1,440.00	
					FUND TOTAL	1,440.00	1,440.00
701 Internal Service Fund	2027	5	119	11/10/2026			
701-100100				Cash-General			195,821.31
701-200000				Accounts Payable		195,821.31	
					FUND TOTAL	195,821.31	195,821.31
751 JPA Operations	2027	5	119	11/10/2026			
751-100100				Cash-General			158,627.55
751-200000				Accounts Payable		158,627.55	
					FUND TOTAL	158,627.55	158,627.55
754 JPA Replacement	2027	5	119	11/10/2026			
754-100100				Cash-General			292,890.89
754-200000				Accounts Payable		292,890.89	
					FUND TOTAL	292,890.89	292,890.89
999 Pooled Cash	2027	5	119	11/10/2026			
999-100100				Cash-General			730,358.13
999-201010				Due to/Due Frm Potable Wtr Ops		72,718.71	
999-201300				Due to/Due FrmSanitation Ops		8,859.67	
999-203010				Due to/Due FrmPotable Wtr Repl		1,440.00	
999-207010				Due to/Due FromInternal Svs		195,821.31	
999-207510				Due to/Due FromJPA Operations		158,627.55	
999-207540				Due to/Due FromJPA Replacement		292,890.89	
					FUND TOTAL	730,358.13	730,358.13

A/P CASH DISBURSEMENTS JOURNAL

JOURNAL ENTRIES TO BE CREATED

FUND		DUE TO	DUE FR
101	Potable Water Operations		72,718.71
130	Sanitation Operations		8,859.67
301	Potable Wtr Replacement Fund		1,440.00
701	Internal Service Fund		195,821.31
751	JPA Operations		158,627.55
754	JPA Replacement		292,890.89
999	Pooled Cash	730,358.13	
	TOTAL	730,358.13	730,358.13

** END OF REPORT - Generated by Janna Spears **

A/P CASH DISBURSEMENTS JOURNAL

CASH ACCOUNT: 999 100100 Cash-General

CHECK NO	CHK DATE	TYPE	VENDOR	NAME	INVOICE	INV DATE	PO	CHECK RUN	NET
					INVOICE DTL DESC				
27099	11/10/2026	MANL	3352	LAS VIRGENES MUNICIPAL WATER DIST	5838028	10/30/2026		111026A	273.48
Invoice: 5838028						RWPS 921-10/20/26			
					273.48 701001 540540	Water			
						CHECK	27099 TOTAL:		273.48
27100	11/10/2026	MANL	3352	LAS VIRGENES MUNICIPAL WATER DIST	5838032	10/30/2026		111026A	301.36
Invoice: 5838032						BD#8/RW 9/21-10/20/26			
					301.36 701001 540540	Water			
						CHECK	27100 TOTAL:		301.36
27101	11/10/2026	MANL	3352	LAS VIRGENES MUNICIPAL WATER DIST	5838033	10/30/2026		111026A	406.27
Invoice: 5838033						HQ BLDG#8 RW 9/21-10/20/26			
					406.27 701001 540540	Water			
						CHECK	27101 TOTAL:		406.27
27102	11/10/2026	MANL	3352	LAS VIRGENES MUNICIPAL WATER DIST	5838397	10/30/2026		111026A	46.73
Invoice: 5838397						IND HILLS TANK 9/21-10/20/26			
					46.73 751223 540540	Water			
						CHECK	27102 TOTAL:		46.73
27103	11/10/2026	MANL	3352	LAS VIRGENES MUNICIPAL WATER DIST	5844728	10/30/2026		111026A	91.88
Invoice: 5844728						EQS TANK 9/21-10/20/26			
					91.88 101201 540540	Water			
						CHECK	27103 TOTAL:		91.88
27104	11/10/2026	MANL	3352	LAS VIRGENES MUNICIPAL WATER DIST	5838038	10/30/2026		111026A	295.94
Invoice: 5838038						BLDG#7/RW 9/21-10/20/26			
					295.94 701002 540540	Water			
						CHECK	27104 TOTAL:		295.94
27105	11/10/2026	MANL	3352	LAS VIRGENES MUNICIPAL WATER DIST	5838811	10/30/2026		111026A	46.73
Invoice: 5838811						MORRSN P/S 9/21-10/20/26			
					46.73 751125 540540	Water			
						CHECK	27105 TOTAL:		46.73
27106	11/10/2026	MANL	3352	LAS VIRGENES MUNICIPAL WATER DIST	5845185	10/30/2026		111026A	68.40
Invoice: 5845185						WLK FLT PLANT 9/21-10/20/26			
					68.40 101600 540540	Water			

A/P CASH DISBURSEMENTS JOURNAL

CASH ACCOUNT: 999 100100 Cash-General

CHECK NO	CHK DATE	TYPE	VENDOR	NAME	INVOICE	INV DATE	PO	CHECK RUN	NET
					INVOICE DTL DESC				
							CHECK	27106 TOTAL:	68.40
27107	11/10/2026	MANL	3352	LAS VIRGENES MUNICIPAL WATER DIST	5845187	10/30/2026		111026A	1,239.53
	Invoice: 5845187					WLK FLT PLANT 9/21-10/20/26			
					1,239.53 101600 540540	Water			
							CHECK	27107 TOTAL:	1,239.53
					NUMBER OF CHECKS 9		*** CASH ACCOUNT TOTAL ***		2,770.32

	COUNT	AMOUNT
TOTAL MANUAL CHECKS	9	2,770.32

*** GRAND TOTAL *** 2,770.32

A/P CASH DISBURSEMENTS JOURNAL

JOURNAL ENTRIES TO BE CREATED

CLERK: 3296jspears

YEAR PER JNL SRC ACCOUNT / EFF DATE	JNL DESC	REF 1	REF 2	REF 3	ACCOUNT DESC / LINE DESC	T	OB	DEBIT	CREDIT
2027 5 120									
APP 701-200000					Accounts Payable			1,277.05	
11/10/2026	111026A	111026			AP CASH DISBURSEMENTS JOURNAL				
APP 999-100100					Cash-General				2,770.32
11/10/2026	111026A	111026			AP CASH DISBURSEMENTS JOURNAL				
APP 751-200000					Accounts Payable			93.46	
11/10/2026	111026A	111026			AP CASH DISBURSEMENTS JOURNAL				
APP 101-200000					Accounts Payable			1,399.81	
11/10/2026	111026A	111026			AP CASH DISBURSEMENTS JOURNAL				
					GENERAL LEDGER TOTAL			2,770.32	2,770.32
APP 999-207010					Due to/Due FromInternal Svs			1,277.05	
11/10/2026	111026A	111026							
APP 701-100100					Cash-General				1,277.05
11/10/2026	111026A	111026							
APP 999-207510					Due to/Due FromJPA Operations			93.46	
11/10/2026	111026A	111026							
APP 751-100100					Cash-General				93.46
11/10/2026	111026A	111026							
APP 999-201010					Due to/Due Frm Potable Wtr Ops			1,399.81	
11/10/2026	111026A	111026							
APP 101-100100					Cash-General				1,399.81
11/10/2026	111026A	111026							
					SYSTEM GENERATED ENTRIES TOTAL			2,770.32	2,770.32
					JOURNAL 2027/05/120 TOTAL			5,540.64	5,540.64

A/P CASH DISBURSEMENTS JOURNAL

JOURNAL ENTRIES TO BE CREATED

FUND / ACCOUNT	YEAR	PER	JNL	EFF DATE / ACCOUNT DESCRIPTION		DEBIT	CREDIT
101 Potable Water Operations	2027	5	120	11/10/2026			
101-100100				Cash-General			1,399.81
101-200000				Accounts Payable		1,399.81	
					FUND TOTAL	1,399.81	1,399.81
701 Internal Service Fund	2027	5	120	11/10/2026			
701-100100				Cash-General			1,277.05
701-200000				Accounts Payable		1,277.05	
					FUND TOTAL	1,277.05	1,277.05
751 JPA Operations	2027	5	120	11/10/2026			
751-100100				Cash-General			93.46
751-200000				Accounts Payable		93.46	
					FUND TOTAL	93.46	93.46
999 Pooled Cash	2027	5	120	11/10/2026			
999-100100				Cash-General			2,770.32
999-201010				Due to/Due Frm Potable Wtr Ops		1,399.81	
999-207010				Due to/Due FromInternal Svs		1,277.05	
999-207510				Due to/Due FromJPA Operations		93.46	
					FUND TOTAL	2,770.32	2,770.32

A/P CASH DISBURSEMENTS JOURNAL

JOURNAL ENTRIES TO BE CREATED

FUND		DUE TO	DUE FR
101	Potable Water Operations		1,399.81
701	Internal Service Fund		1,277.05
751	JPA Operations		93.46
999	Pooled Cash	2,770.32	
	TOTAL	2,770.32	2,770.32

** END OF REPORT - Generated by Janna Spears **

A/P CASH DISBURSEMENTS JOURNAL

CASH ACCOUNT: 999 100100 Cash-General

CHECK NO	CHK DATE	TYPE	VENDOR	NAME	INVOICE	INV DATE	PO	CHECK RUN	NET
1480	11/10/2026	WIRE	30733	UNITED STATES ENVIRONMENTAL PROTE	N22127CA/100126	10/01/2026		111026B	26,800.00
	Invoice: N22127CA/100126					WIFIA LOAN ANNAL SERVICING FEE - N22127CA - FEE02			
					26,800.00 751840 862500	Other Non-Operating Expense			
							CHECK	1480 TOTAL:	26,800.00
					NUMBER OF CHECKS 1	***	CASH ACCOUNT TOTAL ***		26,800.00

	COUNT	AMOUNT
TOTAL WIRE TRANSFERS	1	26,800.00

*** GRAND TOTAL *** 26,800.00

A/P CASH DISBURSEMENTS JOURNAL

JOURNAL ENTRIES TO BE CREATED

CLERK: 3296jspears

YEAR PER JNL / SRC ACCOUNT / EFF DATE	JNL DESC	REF 1	REF 2	REF 3	ACCOUNT DESC / LINE DESC	T	OB	DEBIT	CREDIT
2027 5 121									
APP 751-200000					Accounts Payable			26,800.00	
11/10/2026	111026B	111026			AP CASH DISBURSEMENTS JOURNAL				
APP 999-100100					Cash-General				26,800.00
11/10/2026	111026B	111026			AP CASH DISBURSEMENTS JOURNAL				
					GENERAL LEDGER TOTAL			26,800.00	26,800.00
APP 999-207510					Due to/Due FromJPA Operations			26,800.00	
11/10/2026	111026B	111026							
APP 751-100100					Cash-General				26,800.00
11/10/2026	111026B	111026							
					SYSTEM GENERATED ENTRIES TOTAL			26,800.00	26,800.00
					JOURNAL 2027/05/121 TOTAL			53,600.00	53,600.00

A/P CASH DISBURSEMENTS JOURNAL

JOURNAL ENTRIES TO BE CREATED

FUND / ACCOUNT	YEAR	PER	JNL	EFF DATE / ACCOUNT DESCRIPTION	DEBIT	CREDIT
751 JPA Operations	2027	5	121	11/10/2026		
751-100100				Cash-General		26,800.00
751-200000				Accounts Payable	26,800.00	
				FUND TOTAL	26,800.00	26,800.00
999 Pooled Cash	2027	5	121	11/10/2026		
999-100100				Cash-General		26,800.00
999-207510				Due to/Due FromJPA Operations	26,800.00	
				FUND TOTAL	26,800.00	26,800.00

A/P CASH DISBURSEMENTS JOURNAL

JOURNAL ENTRIES TO BE CREATED

FUND		DUE TO	DUE FR
751	JPA Operations		26,800.00
999	Pooled Cash	26,800.00	
	TOTAL	26,800.00	26,800.00

** END OF REPORT - Generated by Janna Spears **

LAS VIRGENES MUNICIPAL WATER DISTRICT
4232 Las Virgenes Road, Calabasas CA 91302

MINUTES
REGULAR MEETING

9:00 AM November 17, 2026

PLEDGE OF ALLEGIANCE

The Pledge of Allegiance was led by President Coradeschi.

1. CALL TO ORDER AND ROLL CALL

The meeting was called to order at **9:00 a.m.** by Board President Coradeschi in the Glen D. Peterson Board Room at Las Virgenes Municipal Water District headquarters at 4232 Las Virgenes Road, Calabasas, CA 91302. Nancy Lawrence, Clerk of the Board, conducted the roll call.

Present:	Directors Gary Burns, Andy Coradeschi, and Len Polan.
Absent:	Directors Randy Levine and Jay Lewitt
Staff Present:	David Pedersen, General Manager
	Joe McDermott, Assistant General Manager
	Donald Patterson, Assistant General Manager
	Brian Richie, Director of Finance and Technology
	Adrienne Burns, Director of External Affairs
	Darrell Johnson, Director of Water Operations
	Eric Schlageter, Director of Engineering and Facilities
	Nancy Lawrence, Executive Assistant/Clerk of the Board
	Keith Lemieux, District Counsel

2. APPROVAL OF AGENDA

Director Burns moved to approve the agenda as published. Motion seconded by Director Polan. Motion carried 3-0 by the following roll call vote:

AYES: Directors: Burns, Coradeschi, and Polan.
NOES: None
ABSTAIN: None
ABSENT: Levine, Lewitt

3. PUBLIC COMMENTS

Darrell Johnson, Director of Water Distribution introduced new employees: James Gnesa, Reclamation Plant Operator in Training, and Caesar Robles, Field Operations Technician I.

Adrienne Burns, Director of External Affairs, introduced new employee Ally Alejo, Public Affairs Associate I.

4. CONSENT CALENDAR

A **List of Demands: November 17, 2026:** Receive and file.

B **Minutes: Regular Meeting of November 6, 2026:** Approve.

C **Director's Per Diem: October 2026:** Ratify.

D **Statement of Revenues, Expenses, and Changes in Ner Positions: September 30, 2026: Topanga Tax Zone** Receive and file the Statement of Revenues, Expenses and Changes in Net Position and the quarterly Capital Improvements Program update for the period ending on September 30, 2026, and confirm the previously approved rate adjustments for potable water, recycled water, and sanitation services, effective January 1, 2027.

E **Fiscal Year 2027-28 Proposed Sanitation Rate for Consolidated Sewer Maintenance District:** Approve a monthly billing rate of $81.00 per Equivalent Residential Unit for the Consolidated Sewer Maintenance District, Topanga Tax Zone, for Fiscal Year 2027-28.

F **Greater Los Angeles County Integrated Resource Water Management Plan: Renewal of Memorandum of Understanding and Operating Guidelines** Authorize the General Manager to execute the updated Memorandum of Understanding for the Greater Los Angeles County Integrated Regional Water Management (IRWM) Plan and his designee to participate in Steering and Leadership Committee deliberations and voting, including IRWM 2.0 development and approval or revision of existing Operating Guidelines.

G **Water Conservation Modeling: First Amendment to Professional Services Agreement.** Approve a Waiver of Competitive Purchase and authorize the General Manager to execute a First Amendment to the Professional Services Agreement with Maddaus Water Management, Inc., in the amount of $47,600, for a revised not-to-exceed total of $97,305 and extending the term through December 31, 2027.

Director Polan moved to approve items 4A-4C, 4E-4G pulling item 4D of the consent calendar. Motion seconded by Director Coradeschi. Motion carried 3-0 by the following roll call vote:

AYES: Directors: Burns, Coradeschi, and Polan.
NOES: None
ABSTAIN: None
ABSENT: Levine, Lewitt.

Item 4D: Statement of Revenues, Expenses, and Changes in Net Position: September 30, 2026, was pulled and discussed. Status of Construction Projects will be added to future reports. A motion to approve item 4D as presented was made by Director Polan. Motion seconded by Director Coradeschi. Motion carried 3-0 by the following roll call vote.

AYES: Directors: Burns, Coradeschi, and Polan.
NOES: None
ABSTAIN: None
ABSENT: Levine, Lewitt.

5. ILLUSTRATIVE AND/OR VERBAL PRESENTATION OF AGENDA ITEMS

A MWD Representative Update
Joe McDermott, Assistant General Manager, presented an update on recent Metropolitan Water District Committee and Board Meetings including the award of a $3.3 Million construction contract to address golden mussels, a proposed water program funding 32 water refill stations, proposed agreement with California Water Resources for the sale of MWD water to aid in fish flows during wet years only.

B Public Affairs Update
Mischa Webley provided updates on the re-launch of the Full Circle Tour, Annual tour totals, Community events, and AWPF Digital Outreach.

C State of Cyber for Public Agencies
Frank Ury, Vice President of Santa Margarita Water District, provided a presentation on Cyber Security targets, coordinated attacks, and methods of protecting infrastructure.

6. TREASURER

Donald Patterson, Assistant General Manager, reported disbursements of nearly $600,000 to Toro, $2.3 Million to Metropolitan Water District and $1.1 Million to AMR/AMI loan.

7. GENERAL MANAGER

A Proposed 2027 Board Meeting Calendar. Review the proposed 2027 Board Meeting

Calendar and make any scheduling changes.

Nancy Lawrence, Executive Assistant/Clerk of the Board, presented the Las Virgenes-Triunfo Joint Powers Authority (JPA) and Las Virgenes Municipal Water District (LVMWD) 2027 Board Meeting calendar. Board approved changes are as follows:

- Jan 4th, 2027, JPA Meeting canceled and rescheduled for Wednesday January 13th, 2027
- Jan 5th, 2027, LVMWD Meeting Canceled
- March 1st, 2027, JPA Meeting canceled and rescheduled for Wednesday March 10th, 2027
- March 2nd, 2027, LVMWD meeting Canceled
- July 5th, 2027, JPA Meeting canceled and rescheduled for Wednesday July 7th, 2027
- September 6th, 2027, JPA Meeting canceled and rescheduled for September 8th, 2027.

A motion to approve item 7A with listed changes was made by Director Burns. Motion seconded by Director Polan. Motion carried 3-0 by the following roll call vote:

AYES: Directors: Burns, Coradeschi, and Polan.
NOES: None
ABSTAIN: None
ABSENT: Levine, Lewitt

B ACWA's Proposed Amended and Restated Bylaws

Authorize the General Manager to serve as the District's voting delegate and provide feedback on voting preferences related to ACWA's proposed amended and restated bylaws.

Nancy Lawrence, Executive Assistant/Clerk of the Board, presented the item and option to delegate the General Manager to vote on ACWA's proposed amended and restated bylaws.

A motion to approve item 7B was made by Director Polan. Motion seconded by Director Burns. Motion carried 3-0 by the following roll call vote:

AYES: Directors: Burns, Coradeschi, and Polan.
NOES: None
ABSTAIN: None
ABSENT: Levine, Lewitt

8. FINANCE AND TECHNOLOGY

A Dardenne Tank Rehabilitation Project: Construction Award:

Award a construction contract to Amp United LLC, in the amount of $1,068,375 and

reject all remaining bids upon receipt of the duly executed contract documents for the Dardenne Tank.

John Soderberg, Associate Engineer, presented the report on the Dardenne Tank Rehabilitation Project, bids, a review of the repair construction plan, and plans for water storage during the rehabilitation process.

A motion to approve item 8A was made by Director Burns, seconded by Director Polan. Motion carried 3-0 by the following roll call vote:

AYES: Directors: Burns, Coradeschi, and Polan.
NOES: None
ABSTAIN: None
ABSENT: Levine, Lewitt.

9. NON-ACTION ITEMS

A General Manager's Reports

David Pedersen, General Manager, provided an update on the Malibu Creek prohibition period, LVMWD Facilities tour for JPA Director Marc Rasha, and upcoming calendar events and board meetings.

Follow-up Items:
Penalty Revenue update will be brought to the board at the next LVMWD meeting.

B Directors' Comments and Reports on Outside Meetings

Director Burns reported on the Calabasas Veterans Day event.

10. FUTURE AGENDA ITEMS

Cyber Security in closed session

11. CLOSED SESSION

A Threat to Public Services or Facilities (Government Code Section 54957(a)) Consultation with Ivo Nkwenji, Information Systems Manager, and General Manager David Pedersen.

B Conference with Legal Counsel - Existing Litigation (54956.9)

Palisades Fire Litigation, Case No. 25STCV00832 and Related Cases

Village Automotive Litigation, Case No. 26VEC03894

C Claim by Dan Krause

The Board met in closed session to discuss the items identified on the agenda.

For the Palisades litigation a motion was made by Director Coradeschi, seconded by Director Polan, and unanimously voted to authorize a cost waiver in exchange for a dismissal of the matter with a vote of 3-0 by the following roll call vote:

AYES: Directors: Burns, Coradeschi, and Polan.
NOES: None
ABSTAIN: None
ABSENT: Levine, Lewitt

For the claim filed by Dan Krause, a motion was made by Director Coradeschi, seconded by Director Burns, and unanimously voted to deny the claim with a vote of 3-0 by the following roll call vote:

AYES: Directors: Burns, Coradeschi, and Polan.
NOES: None
ABSTAIN: None
ABSENT: Levine, Lewitt

12. ADJOURNMENT

Seeing no further business to come before the Board, the meeting was duly adjourned at 11:46 a.m.

AGENDA ITEM NO. 4.C

DATE: November 30, 2026

TO: Board of Directors

FROM: Finance and Technology

SUBJECT: Monthly Cash and Investment Report: October 2026

SUMMARY:

During the month of October 2026, the value of the District's total cash and investments decreased from $118,690,432 held on September 30, 2026, to $106,786,811 on October 31, 2026. The decrease was due primarily from cash disbursements related to construction of the Pure Water Project Las Virgenes-Triunfo (PWP). The total held in the District's investment portfolio decreased from $113,782,968 to $104,921,183 at book value. Two investments matured, and five investments were purchased. The District's LAIF account decreased from $7,771,621 to $3,401,575, and its CAMP Pool balance decreased from $22,526,191 to $15,435,421. The book value of the District investment portfolio (excluding LAIF and the CAMP Pool) increased from $83,485,156 to $86,084,188. The remaining funds were held in the District's checking and money market accounts.

RECOMMENDATION(S):

Receive and file the Monthly Cash and Investment Report for October 2026.

DISCUSSION:

As of October 31, 2026, the District held $106,786,811 in its cash and investment accounts at book value, down 10.0% month-over-month. The majority of the funds were held in the District's self-managed investment account, which had an October 31 book value of $86,084,188. The CAMP Pool held the majority of the remaining funds, in the amount of $15,435,421. LAIF held $3,401,575, and the remaining portion was held in the District's checking and money market accounts.

The annualized yield of the District's investment portfolio was 3.99%, up eight basis points from 3.91% in September. The annualized yield on the District's CAMP Pool funds was 3.99%, up 12 basis points from September. The annualized yield on the District's LAIF funds was 3.99%, up eight basis points from September. The combined total yield on the District's accounts was 3.99%, up nine basis points from September.

The following investments were purchased in October:

- 10/05/26 - CAMP Term (bullet), $1,000,000, maturing 01/29/2027 (YTM 4.160%).
- 10/05/26 - CAMP Term (bullet), $1,000,000, maturing 07/30/2027 (YTM 4.560%).
- 10/06/26 - San Francisco City and County Public Utilities Commission municipal bond (bullet), in the amount of $750,000, maturing 10/01/2031 (YTM 5.303%).
- 10/23/26 - California State University municipal bond (bullet), in the amount of $770,000, maturing 11/01/2031 (YTM 5.060%).
- 10/27/26 - Lansing Board of Water & Light municipal bond (bullet), in the amount of $350,000, maturing 07/01/2027 (YTM 4.501%).

The following investments matured during October:

- 10/02/26 - FAMC agency bond, in the amount of $1,000,000 (YTM 0.900%).
- 10/22/26 - Synchrony Bank certificate of deposit, $248,000 (YTM 1.000%).

The following transactions were posted in the District's LAIF account:

- 10/06/26 - Withdrawal in the amount of $4,500,000.
- 10/15/26 - Quarterly interest credited in the amount of $129,953.83.

The following transactions were posted in the District's CAMP Pool account:

- 10/05/26 - Two withdrawals of $1,000,000 each from the CAMP Pool to fund the CAMP Term purchases listed above.
- 10/06/26 - Withdrawal in the amount of $4,500,000.
- 10/08/26 - Deposit in the amount of $1,490,000.
- 10/22/26 - Withdrawal in the amount of $410,000.
- 10/27/26 - Withdrawal in the amount of $330,000.
- 10/27/26 - Withdrawal in the amount of $1,400,000.
- 10/30/26 - Monthly interest in the amount of $60,375.10.

The District's investments are in compliance with the adopted Investment Policy, and the District has sufficient funds in its deposits and investments to meet expenditures during the next six months.

Cash Analysis:

Another important aspect of the Monthly Cash and Investment Report is to monitor the District's performance as compared to its adopted Financial Policies. Attachment B shows the District's total cash and investments as of October 31, 2026 and compares the balances to the adopted Financial Policies. As shown in October, the Potable Water Enterprise had $6.0 million available for capital projects, the Recycled Water Enterprise had $3.3 million available for capital, and the Sanitation Enterprise has $0.4 million available for capital.

Pure Water Project-Las Virgenes Triunfo:

Over the past several years, the District has been building up cash assigned to the Pure Water Project Las Virgenes-Triunfo (PWP) that would be used once construction started. The cash disbursements related to construction of the PWP will continue to increase over the current fiscal year and moving forward through the PWP's estimated conclusion in 2030. To meet

near-term cashflow requirements of the PWP, an agreement to obtain a non-revolving loan through Wells Fargo Bank, in the amount of $150 million, was approved by the Las Virgenes-Triunfo Joint Powers Authority (JPA) Board in April 2026. The District, acting as Administering Agent for the JPA, will continue to disburse cash as required for the PWP and subsequently "draw down" reimbursements for the PWP costs from the non-revolving loan and other financing sources as necessary to replenish funds.

GOALS:

Ensure Effective Utilization of the Public's Assets and Money

Prepared by: Brian Richie, Director of Finance and Technology

ATTACHMENTS:
LVMWD Investment Portfolio 10.31.2026
Investment Report Definitions
Cash Report - October 2026

LAS VIRGENES MUNICIPAL WATER DISTRICT
MONTHLY CASH AND INVESTMENT REPORT
OCTOBER 31, 2026

District investments are included in this report and all investments, except those relating to debt issues and deferred compensation programs funds, conform to District investment policy. All investment transactions within the period covered by this report, except for the exceptions noted above, conform to District Investment policy. Deferred compensation program funds are not included in this report; their investment is directed by individual employees participating in the deferred compensation program and not by the District. Debt issue funds are included in this report; their investment is controlled by specific provisions of the issuance documents and not by the District."

"The deposits and investments of the District safeguard the principal and maintain the liquidity needs of the District, providing the District with the ability to meet expenditure requirements for the next six months. The maturity dates are compatible with foreseeable cash flow requirements. The deposits and investments can be easily and rapidly converted into cash without substantial loss of value."

Fund Name	Face Amount/Shares	Market Value	Book Value	% of Portfolio	YTM @ Cost	Days To Maturity
1 | Investments	86,661,000.00	84,794,196.77	86,084,187.83	80.61	3.99	918
2 | LAIF	3,401,574.75	3,401,574.75	3,401,574.75	3.19	3.99	1
3 | CAMP	15,435,420.65	15,435,420.65	15,435,420.65	14.45	3.99	1
4 | US Bank	7,140.78	7,140.78	7,140.78	0.01	3.82	1
5 | Wells Fargo Operating	1,858,487.31	1,858,487.31	1,858,487.31	1.74	3.79	1
Total / Average	**107,363,623.49**	**105,496,820.26**	**106,786,811.32**	**100.00**	**3.99**	**740**

David W. Pedersen, General Manager _____ Date

Randy Levine, Treasurer _____ Date

Las Virgenes Municipal Water District CA
Distribution by Main Fund - Market Value
All Portfolios

Begin Date: 9/30/2026, End Date: 10/31/2026

Main Fund Allocation

Main Fund	Market Value 9/30/2026	% of Portfolio 9/30/2026	Market Value 10/31/2026	% of Portfolio 10/31/2026
1 | Investments	81,674,558.20	69.88	84,794,196.77	80.38
2 | LAIF	7,771,620.92	6.65	3,401,574.75	3.22
3 | CAMP	22,526,190.76	19.27	15,435,420.65	14.63
4 | US Bank	1,058,991.55	0.91	7,140.78	0.01
5 | Wells Fargo Operating	3,848,472.54	3.29	1,858,487.31	1.76
Total / Average	**116,879,833.97**	**100.00**	**105,496,820.26**	**100.00**

Portfolio Holdings as of 9/30/2026

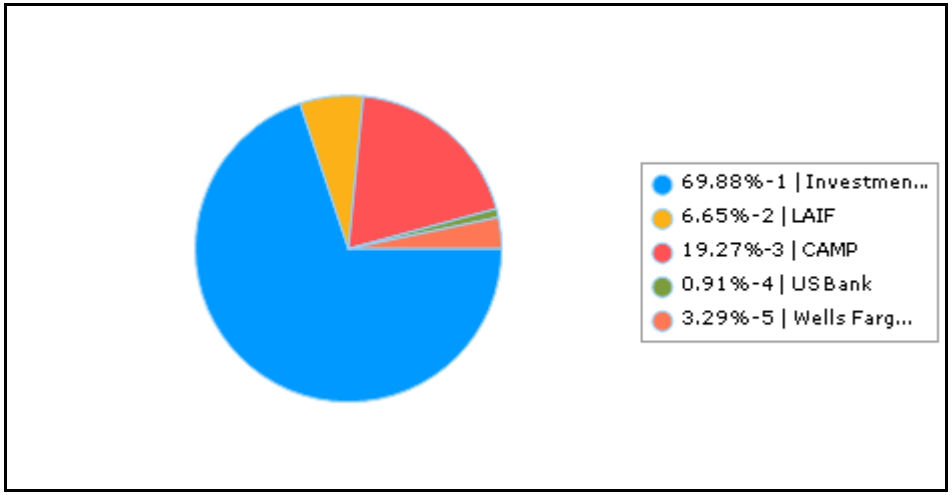

Portfolio Holdings as of 10/31/2026

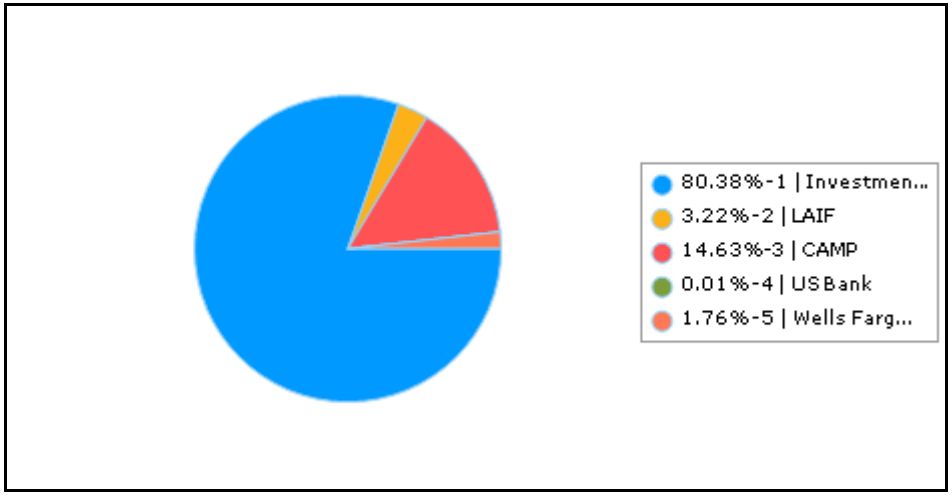

Las Virgenes Municipal Water District CA
Distribution by Asset Category - Market Value
All Portfolios

Begin Date: 9/30/2026, End Date: 10/31/2026

Asset Category Allocation

Asset Category	Market Value 9/30/2026	% of Portfolio 9/30/2026	Market Value 10/31/2026	% of Portfolio 10/31/2026
Cash and Money Market | 20 %	4,907,464.09	4.20	1,865,628.09	1.77
Certificate of Deposit | 25 %	10,180,476.50	8.71	9,927,867.07	9.41
Corporate Bonds | 5%	1,203,135.00	1.03	1,212,597.50	1.15
LGIP CAMP | 25 %	22,526,190.76	19.27	15,435,420.65	14.63
LGIP LAIF | $ 75M	7,771,620.92	6.65	3,401,574.75	3.22
Municipal Bonds | 100 %	15,168,457.30	12.98	17,141,762.70	16.25
US Agency | 100 %	49,927,129.40	42.72	49,265,204.50	46.70
US Treasury | 100 %	5,195,360.00	4.45	5,246,765.00	4.97
CAMP TERM	0.00	0.00	2,000,000.00	1.90
Total / Average	**116,879,833.97**	**100.00**	**105,496,820.26**	**100.00**

Portfolio Holdings as of 9/30/2026

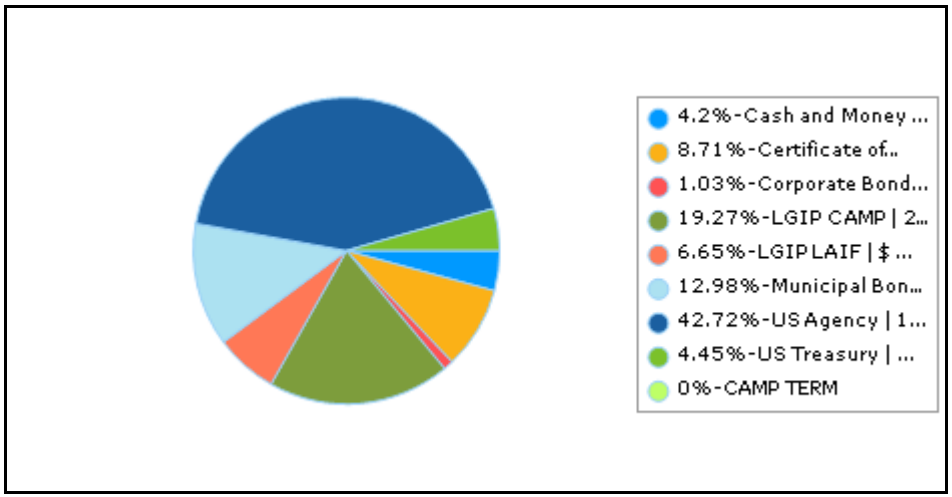

Portfolio Holdings as of 10/31/2026

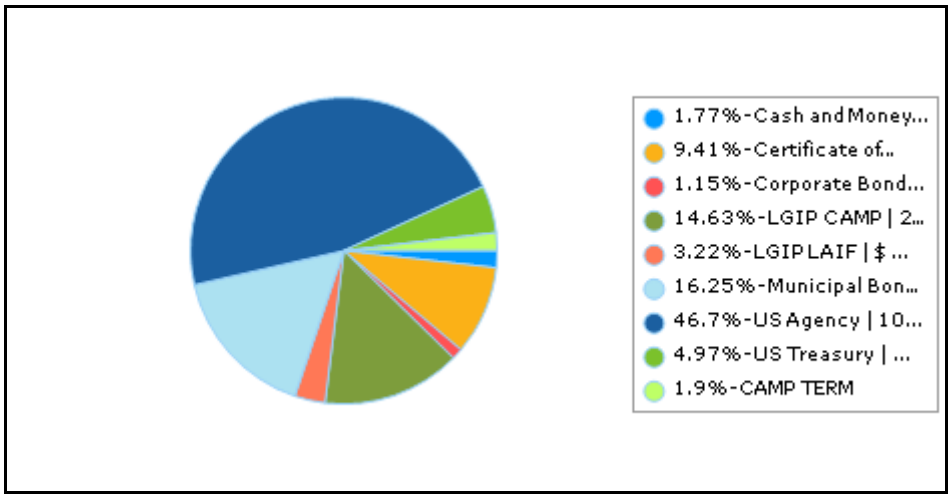

Las Virgenes Municipal Water District CA
Portfolio Summary by Month
All Portfolios

Begin Date: 7/31/2026, End Date: 10/31/2026

Month	Market Value	Book Value	Unrealized Gain/Loss	YTM @ Cost	YTM @ Market	Duration	Days To Maturity
7/31/2026	121,198,123.63	121,861,422.60	-663,298.97	3.80	4.08	1.56	608
8/31/2026	121,189,856.95	121,947,435.35	-757,578.40	3.85	4.21	1.64	640
9/30/2026	116,879,833.97	118,690,431.81	-1,810,597.84	3.90	4.60	1.69	663
10/31/2026	105,496,820.26	106,786,811.32	-1,289,991.06	3.99	4.55	1.89	742
Total / Average	**116,191,158.70**	**117,321,525.27**	**-1,130,366.57**	**3.88**	**4.35**	**1.69**	**661**

Market Value / Book Value Comparison

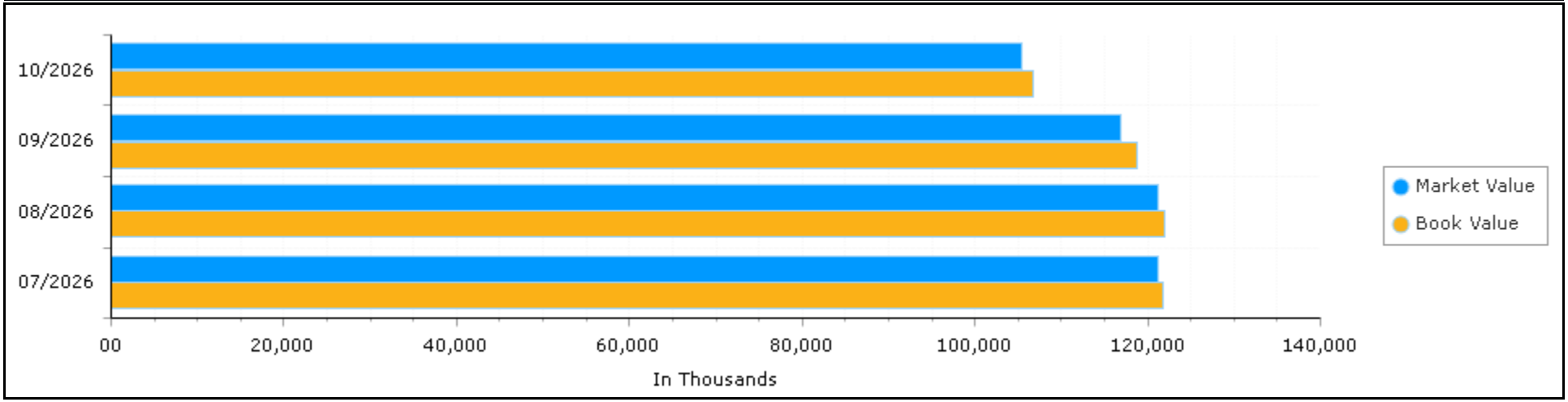

Las Virgenes Municipal Water District CA
Total Rate of Return - Book Value by Month
All Portfolios

Begin Date: 7/31/2026, End Date: 10/31/2026

Month	Beginning BV + Accrued Interest	Interest Earned During Period-BV	Realized Gain/Loss-BV	Investment Income-BV	Average Capital Base-BV	TRR-BV	Annualized TRR-BV	Treasury 3 Year
7/31/2026	107,427,373.57	427,363.92	0.00	427,363.92	102,422,862.66	0.42	5.12	4.26
8/31/2026	122,570,639.14	296,888.53	0.00	296,888.53	120,700,118.20	0.25	2.99	4.28
9/30/2026	122,721,695.04	335,261.32	0.00	335,261.32	120,077,793.48	0.28	3.40	4.73
10/31/2026	119,444,077.14	480,118.89	0.00	480,118.89	110,758,981.23	0.43	5.33	4.84
Total/Average	**107,427,373.57**	**1,539,632.66**	**0.00**	**1,539,632.66**	**113,254,680.98**	**1.36**	**4.13**	**4.53**

Total/Average row: Beginning BV + accrued interest is the period opening balance, not summed or averaged from the monthly figures. Income and gains/losses are period totals. Average capital base and returns are calculated for the full period.

Las Virgenes Municipal Water District CA
Distribution by Security Sector - Market Value
All Portfolios

Begin Date: 9/30/2026, End Date: 10/31/2026

Security Sector Allocation

Security Sector	Market Value 9/30/2026	% of Portfolio 9/30/2026	Market Value 10/31/2026	% of Portfolio 10/31/2026
Cash	4,907,464.09	4.20	1,865,628.09	1.77
Certificate Of Deposit	10,180,476.50	8.71	9,927,867.07	9.41
Corporate	1,203,135.00	1.03	1,212,597.50	1.15
Local Government Investment Pool	30,297,811.68	25.92	18,836,995.40	17.86
Municipal	15,168,457.30	12.98	19,141,762.70	18.14
US Agency	49,927,129.40	42.72	49,265,204.50	46.70
US Treasury	5,195,360.00	4.45	5,246,765.00	4.97
Total / Average	**116,879,833.97**	**100.00**	**105,496,820.26**	**100.00**

Portfolio Holdings as of 9/30/2026

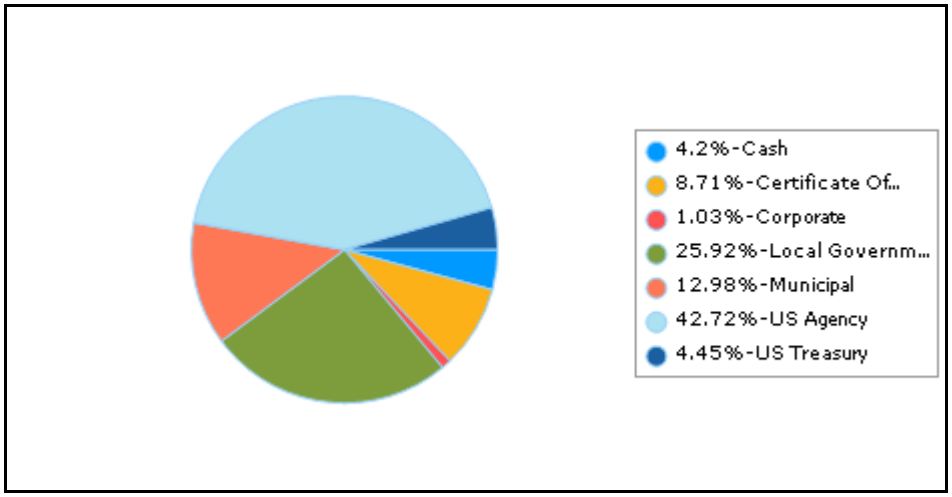

Portfolio Holdings as of 10/31/2026

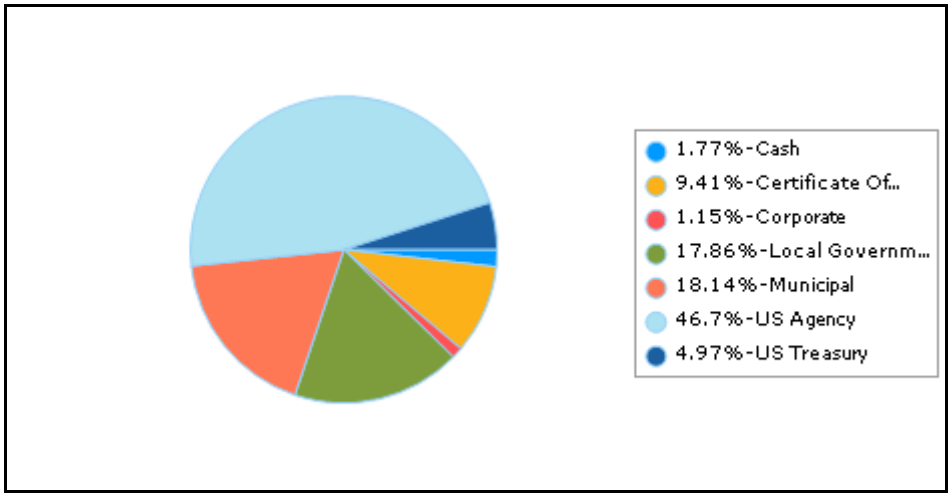

Las Virgenes Municipal Water District CA
Distribution by Security Type - Market Value
All Portfolios

Begin Date: 9/30/2026, End Date: 10/31/2026

Security Type Allocation

Security Type	Market Value 9/30/2026	% of Portfolio 9/30/2026	Market Value 10/31/2026	% of Portfolio 10/31/2026
Cash	4,907,464.09	4.20	1,865,628.09	1.77
Certificate Of Deposit	10,180,476.50	8.71	9,927,867.07	9.41
Corporate Bond	1,203,135.00	1.03	1,212,597.50	1.15
FAMC Bond	14,794,189.40	12.66	13,892,217.00	13.17
FFCB Bond	19,525,800.00	16.71	19,643,200.00	18.62
FHLB Bond	11,071,007.50	9.47	11,151,380.00	10.57
FNMA Bond	2,554,852.50	2.19	2,590,397.50	2.46
Local Government Investment Pool	30,297,811.68	25.92	18,836,995.40	17.86
Municipal Bond	15,168,457.30	12.98	19,141,762.70	18.14
Treasury Bond	1,168,580.00	1.00	1,179,925.00	1.12
Treasury Note	4,026,780.00	3.45	4,066,840.00	3.85
TVA Bond	1,981,280.00	1.70	1,988,010.00	1.88
Total / Average	**116,879,833.97**	**100.00**	**105,496,820.26**	**100.00**

Portfolio Holdings as of 9/30/2026

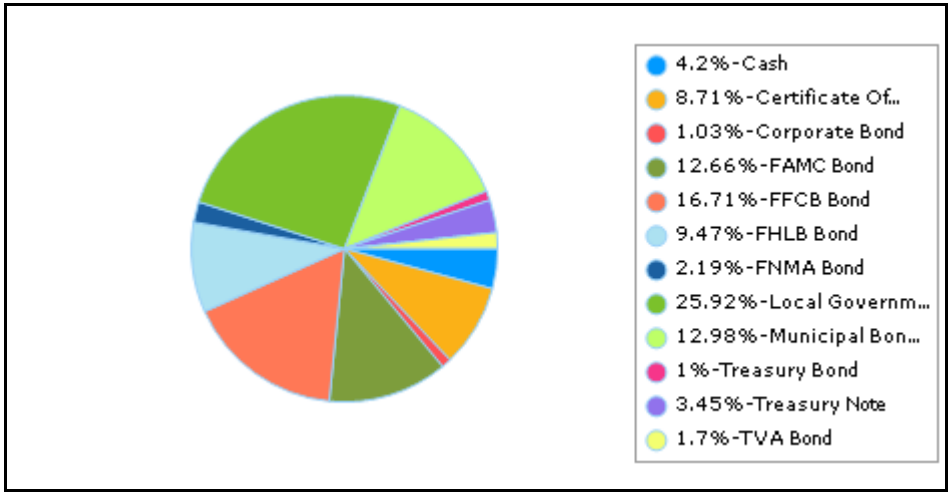

Portfolio Holdings as of 10/31/2026

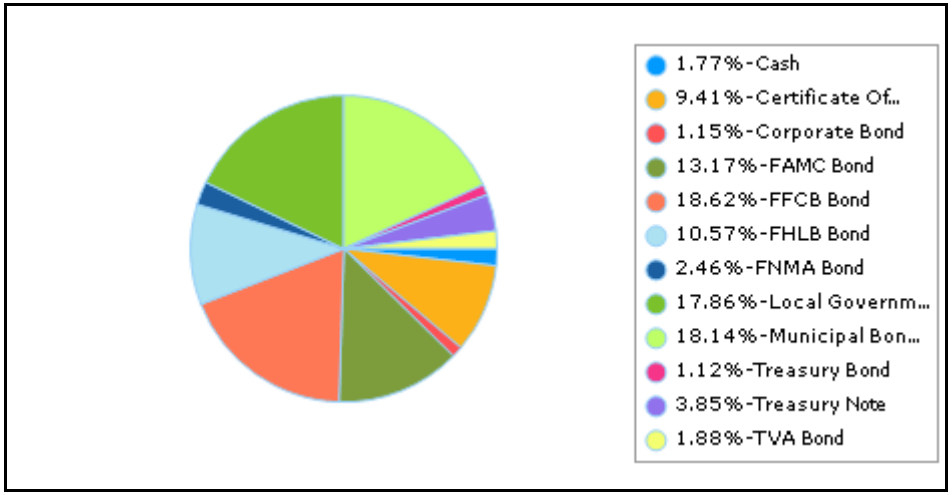

Las Virgenes Municipal Water District CA
Distribution by Maturity Range - Market Value
All Portfolios

Begin Date: 9/30/2026, End Date: 10/31/2026

Maturity Range Allocation

Maturity Range	Market Value 9/30/2026	% of Portfolio 9/30/2026	Market Value 10/31/2026	% of Portfolio 10/31/2026
0-1 Month	36,452,694.73	31.19	22,200,433.49	21.04
1-3 Months	3,484,835.00	2.98	4,231,377.86	4.01
3-6 Months	3,963,048.03	3.39	4,220,115.66	4.00
6-9 Months	2,721,594.54	2.33	3,073,524.80	2.91
9-12 Months	6,290,424.35	5.38	5,816,944.50	5.51
1-2 Years	15,226,263.97	13.03	17,537,655.04	16.62
2-3 Years	16,386,517.25	14.02	18,397,739.74	17.44
3-4 Years	16,798,356.89	14.37	14,202,798.58	13.46
4-5 Years	14,135,854.21	12.09	14,363,070.59	13.61
5-10 Years	1,420,245.00	1.22	1,453,160.00	1.38
Total / Average	**116,879,833.97**	**100.00**	**105,496,820.26**	**100.00**

Portfolio Holdings as of 9/30/2026

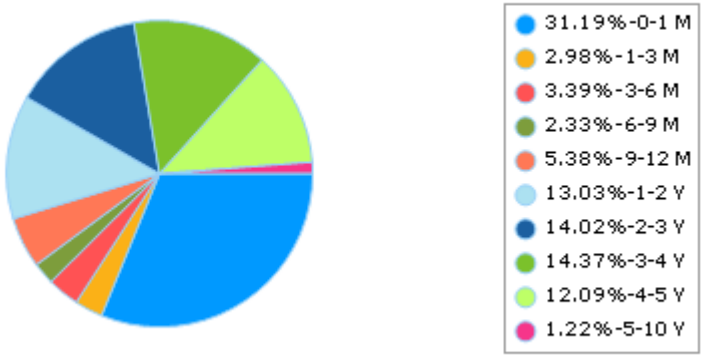

Portfolio Holdings as of 10/31/2026

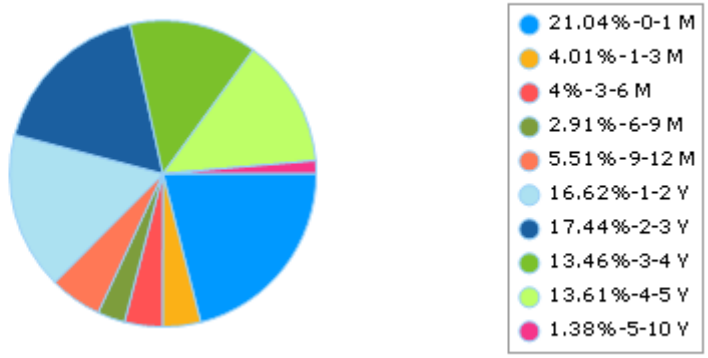

Las Virgenes Municipal Water District CA
Portfolio Holdings
Investment Portfolio | by Maturity Range - Monthly Report
Report Format: By Transaction
Group By: Maturity Range
Average By: Cost Value
Portfolio / Report Group: All Portfolios
As of 10/31/2026

Description	CUSIP/Ticker	YTM @ Cost	Security Sector	Bullet/Callable	Maturity Date	Book Value	Market Value	% of Portfolio
0-1 Month								
City of Palm Springs 1.402 11/1/2026	69666JHX9	1.402	Municipal	Bullet	11/1/2026	500,000.00	500,000.00	0.58
FFCB 1.34 11/30/2026	3133ENFV7	1.291	US Agency	Bullet	11/30/2026	1,000,038.80	997,810.00	1.17
Total / Average 0-1 Month		**1.328**				**1,500,038.80**	**1,497,810.00**	**1.76**
1-3 Months								
California State 1.051 12/1/2026-26	13067WSW3	1.918	Municipal	Callable	12/1/2026	999,300.18	997,200.00	1.12
FHLB Step 12/22/2026-22	3130AQ2B8	1.869	US Agency	Callable	12/22/2026	1,000,000.00	998,370.00	1.17
Bank of America 3.9 1/11/2027	06051X5V0	3.900	Certificate Of Deposit	Bullet	1/11/2027	242,000.00	241,837.86	0.28
FAMC 1.5 1/19/2027	31422XSV5	1.517	US Agency	Bullet	1/19/2027	999,964.07	993,970.00	1.17
CAMP 4.16 1/29/2027	CAMPTERM1	4.160	Municipal	Bullet	1/29/2027	1,000,000.00	1,000,000.00	1.17
Total / Average 1-3 Months		**2.459**				**4,241,264.25**	**4,231,377.86**	**4.91**
3-6 Months								
TVA 2.875 2/1/2027	880591EU2	3.561	US Agency	Bullet	2/1/2027	998,305.42	996,660.00	1.16
Beal Bank (Texas) 1.55 2/3/2027	07371AWQ2	1.550	Certificate Of Deposit	Bullet	2/3/2027	245,000.00	243,285.00	0.29
El Paso TX WTR & SWR 1.435 3/1/2027	283822UM4	4.201	Municipal	Bullet	3/1/2027	247,757.38	247,390.00	0.29
American Express 2 3/9/2027	02589ABQ4	3.585	Certificate Of Deposit	Bullet	3/9/2027	248,716.32	247,972.50	0.27
State of Maryland 4.05 3/15/2027	574193WF1	4.114	Municipal	Bullet	3/15/2027	999,781.19	998,460.00	1.17
BMW Bank NA 4.6 4/12/2027	05580A6Y5	4.600	Certificate Of Deposit	Bullet	4/12/2027	244,000.00	244,234.24	0.29
Spokane Teachers Credit Union 4.75 4/15/2027	849061AG1	4.750	Certificate Of Deposit	Bullet	4/15/2027	248,000.00	248,443.92	0.29
FHLB 3 4/21/2027-22	3130ARGE5	3.000	US Agency	Callable	4/21/2027	1,000,000.00	993,670.00	1.17
Total / Average 3-6 Months		**3.611**				**4,231,560.31**	**4,220,115.66**	**4.92**
6-9 Months								
San Jose California 3.594 5/1/2027	798153PY2	3.594	Municipal	Bullet	5/1/2027	1,000,000.00	994,240.00	1.17
Capital One Bank NA 3.05 5/4/2027	14042TFW2	3.050	Certificate Of Deposit	Bullet	5/4/2027	246,000.00	244,290.30	0.29
FFCB 3.24 6/28/2027	3133ENZK9	3.260	US Agency	Bullet	6/28/2027	999,879.01	992,280.00	1.17
Lansing Mich Brd Wtr 2.49 7/1/2027	516391DK2	4.501	Municipal	Bullet	7/1/2027	345,416.94	345,439.50	0.40
Commonwealth of Massachusetts 3.679 7/15/2027	576004HD0	3.679	Municipal	Bullet	7/15/2027	500,000.00	497,275.00	0.58
Total / Average 6-9 Months		**3.558**				**3,091,295.95**	**3,073,524.80**	**3.61**
9-12 Months								

Description	CUSIP/Ticker	YTM @ Cost	Security Sector	Bullet/Callable	Maturity Date	Book Value	Market Value	% of Portfolio
CAMP 4.56 7/30/2027	CAMPTERM2	4.560	Municipal	Bullet	7/30/2027	1,000,000.00	1,000,000.00	1.17
South Central Connecticut Regl Water Authority 2.1	8372277Y7	3.564	Municipal	Bullet	8/1/2027	603,802.03	598,806.50	0.70
T-Note 3.75 8/15/2027	91282CLG4	3.619	US Treasury	Bullet	8/15/2027	1,000,973.72	995,120.00	1.17
FFCB 3.375 9/15/2027	3133ENL99	3.451	US Agency	Bullet	9/15/2027	999,395.54	990,520.00	1.16
Security Bank & Trust 3.9 9/28/2027	814010CR3	3.900	Certificate Of Deposit	Bullet	9/28/2027	245,000.00	243,628.00	0.29
FFCB 4 9/29/2027	3133ENQ29	4.064	US Agency	Bullet	9/29/2027	999,476.61	995,630.00	1.17
State of Hawaii 3.888 10/1/2027	419792R73	3.888	Municipal	Bullet	10/1/2027	1,000,000.00	993,240.00	1.17
Total / Average 9-12 Months		**3.880**				**5,848,647.90**	**5,816,944.50**	**6.82**
1-2 Years								
Discover Bank 4.9 11/8/2027	254673Y67	4.900	Certificate Of Deposit	Bullet	11/8/2027	244,000.00	244,448.96	0.29
FAMC 4.25 11/18/2027	31424WRD6	4.250	US Agency	Bullet	11/18/2027	1,000,000.00	997,740.00	1.17
FHLB 4.25 12/10/2027	3130ATUS4	3.738	US Agency	Bullet	12/10/2027	1,005,117.67	995,570.00	1.20
University Bank 4.05 12/16/2027	914098DM7	4.050	Certificate Of Deposit	Bullet	12/16/2027	249,000.00	247,224.63	0.29
FFCB 4 1/6/2028	3133EN5N6	3.662	US Agency	Bullet	1/6/2028	1,003,622.38	993,410.00	1.19
Lakeside Bank 3.85 1/13/2028	51210STA5	3.850	Certificate Of Deposit	Bullet	1/13/2028	245,000.00	242,503.45	0.29
Austin Telco FCU 4.75 1/27/2028	052392CN5	4.750	Certificate Of Deposit	Bullet	1/27/2028	248,000.00	248,074.40	0.29
State of California 1.7 2/1/2028	13063DC48	3.959	Municipal	Bullet	2/1/2028	974,515.57	962,300.00	1.05
TVA 3.875 3/15/2028	880591EZ1	3.886	US Agency	Bullet	3/15/2028	999,867.28	991,350.00	1.17
FFCB 3.5 4/12/2028	3133EPFU4	3.667	US Agency	Bullet	4/12/2028	997,808.14	985,570.00	1.16
Dort Financial Credit Unio 4.25 4/21/2028	25844MAS7	4.250	Certificate Of Deposit	Bullet	4/21/2028	247,000.00	245,041.29	0.29
Morgan Stanley Bank NA 4.5 5/10/2028	61690U5S5	4.500	Certificate Of Deposit	Bullet	5/10/2028	244,000.00	242,775.12	0.29
T-Note 1.25 5/19/2028	91282CCE9	3.678	US Treasury	Bullet	5/19/2028	482,958.72	475,080.00	0.52
FFCB 3.875 5/30/2028	3133EPLD5	3.886	US Agency	Bullet	5/30/2028	999,842.09	990,430.00	1.17
FFCB 3.875 6/8/2028	3133EPME2	3.875	US Agency	Bullet	6/8/2028	1,000,000.00	989,180.00	1.17
Oklahoma City OK Water Utilities Trust3.575 7/1/	67865EAF9	3.726	Municipal	Bullet	7/1/2028	249,395.37	245,370.00	0.29
FAMC 4.32 7/17/2028	31422X4Y5	4.320	US Agency	Bullet	7/17/2028	1,000,000.00	995,090.00	1.17
State of Rhode Island1.5 8/1/2028	762223ML6	4.789	Municipal	Bullet	8/1/2028	948,908.73	946,160.00	1.01
FFCB 4.25 8/7/2028	3133EPSK2	4.325	US Agency	Bullet	8/7/2028	998,819.03	994,190.00	1.16
Liberty First Credit Union 4.7 8/7/2028	530520AK1	4.700	Certificate Of Deposit	Bullet	8/7/2028	249,000.00	249,049.80	0.29
FHLB 4.375 9/8/2028	3130AWTR1	4.445	US Agency	Bullet	9/8/2028	998,812.48	994,030.00	1.16
Amerant Bank NA 4.65 9/8/2028	02357QCF2	4.650	Certificate Of Deposit	Bullet	9/8/2028	249,000.00	247,827.21	0.29
State of Texas Financing Authority 5.382 10/1/2028	882724V79	5.382	Municipal	Bullet	10/1/2028	750,000.00	760,297.50	0.88
FAMC 4.78 10/5/2028	31424WAH5	4.780	US Agency	Bullet	10/5/2028	1,000,000.00	1,002,090.00	1.17
United Fidelity Bank FSB 4.8 10/13/2028	910286HE6	4.800	Certificate Of Deposit	Bullet	10/13/2028	249,000.00	248,332.68	0.29
FAMC 4.92 11/1/2028	31424WBJ0	4.920	US Agency	Bullet	11/1/2028	1,000,000.00	1,004,520.00	1.17
Total / Average 1-2 Years		**4.247**				**17,633,667.46**	**17,537,655.04**	**20.40**
2-3 Years								
Wells Fargo Bank 5.05 11/21/2028	949764HZ0	5.050	Certificate Of Deposit	Bullet	11/21/2028	248,000.00	248,441.44	0.29
SALLIE MAE BANK/SALT LKE 4.4 12/13/2028	795451DH3	4.400	Certificate Of Deposit	Bullet	12/13/2028	244,000.00	241,208.64	0.29

Description	CUSIP/Ticker	YTM @ Cost	Security Sector	Bullet/Callable	Maturity Date	Book Value	Market Value	% of Portfolio
FFCB 4.25 12/15/2028	3133EPN50	4.335	US Agency	Bullet	12/15/2028	998,394.48	991,510.00	1.16
FFCB 3.875 1/9/2029	3133EPU37	3.950	US Agency	Bullet	1/9/2029	998,522.51	983,080.00	1.16
Cedar Rapids Bank & Trust 3.8 1/12/2029	150517GS3	3.800	Certificate Of Deposit	Bullet	1/12/2029	249,000.00	242,976.69	0.29
FFCB 4.125 2/13/2029	3133EP3B9	4.137	US Agency	Bullet	2/13/2029	999,752.91	988,680.00	1.17
Unibank 4.05 2/16/2029	90458JCK0	4.050	Certificate Of Deposit	Bullet	2/16/2029	245,000.00	240,085.30	0.29
T-Bond 1.875 2/28/2029	91282CEB3	4.290	US Treasury	Bullet	2/28/2029	949,838.16	940,120.00	1.04
Morgan Stanley Pvt Bank 4.35 3/6/2029	61768ET29	4.350	Certificate Of Deposit	Bullet	3/6/2029	244,000.00	240,686.48	0.29
FAMC 4.15 3/12/2029	31424WGJ5	4.150	US Agency	Bullet	3/12/2029	1,000,000.00	986,130.00	1.17
FFCB 4.375 4/10/2029	3133ERAK7	4.447	US Agency	Bullet	4/10/2029	998,436.80	991,520.00	1.16
T-Bond 2.875 4/30/2029	91282CEM9	4.650	US Treasury	Bullet	4/30/2029	240,217.19	239,805.00	0.27
State of Oregon 4.912 5/1/2029	68609UJS5	4.912	Municipal	Bullet	5/1/2029	525,000.00	526,533.00	0.61
Texas A&M Univ 3.086 5/15/2029-27	88213AKG9	4.534	Municipal	Callable	5/15/2029	483,712.59	479,300.00	0.55
T-Note 2.375 5/15/2029	9128286T2	4.355	US Treasury	Bullet	5/15/2029	477,629.78	473,360.00	0.53
Empower Federal Credit Union 4.6 5/24/2029	291916AL8	4.600	Certificate Of Deposit	Bullet	5/24/2029	249,000.00	246,781.41	0.29
County of Santa Cruz 4.87 6/1/2029	80181PHE0	4.870	Municipal	Bullet	6/1/2029	325,000.00	323,940.50	0.38
Beal Bank USA (Nevada) 4.7 6/6/2029	07371DT23	4.700	Certificate Of Deposit	Bullet	6/6/2029	244,000.00	242,370.08	0.29
FHLB 4.625 6/8/2029	3130B1BC0	4.348	US Agency	Bullet	6/8/2029	1,006,371.23	997,050.00	1.18
Optum Bank Inc 4.45 7/10/2029	68405VCE7	4.450	Certificate Of Deposit	Bullet	7/10/2029	244,000.00	240,688.92	0.29
FFCB 4.25 7/12/2029	3133ERKX8	4.250	US Agency	Bullet	7/12/2029	1,000,000.00	987,650.00	1.17
Palomar Community College District 1.836 8/1/2029	697511FG3	4.315	Municipal	Bullet	8/1/2029	939,221.17	924,320.00	1.04
Altaone Federal Credit Bank 4.25 8/15/2029	02157RAB3	4.250	Certificate Of Deposit	Bullet	8/15/2029	249,000.00	244,291.41	0.29
FAMC 3.625 9/4/2029	31424WNH1	3.732	US Agency	Bullet	9/4/2029	997,246.02	971,100.00	1.16
Merrick Bank 3.8 9/12/2029	59013KM52	3.800	Certificate Of Deposit	Bullet	9/12/2029	249,000.00	241,156.50	0.29
FHLB 4.25 10/5/2029-26	3130B3BN2	4.250	US Agency	Callable	10/5/2029	1,000,000.00	986,710.00	1.17
Parkside Financial Bank & Trust 3.45 10/9/2029	70147AGF5	3.450	Certificate Of Deposit	Bullet	10/9/2029	249,000.00	238,574.37	0.29
FHLB 4.25 10/22/2029-27	3130B3HT3	4.250	US Agency	Callable	10/22/2029	1,000,000.00	983,260.00	1.17
FFCB 3.875 10/23/2029	3133ERYH8	3.914	US Agency	Bullet	10/23/2029	998,951.33	976,590.00	1.17
FFCB 4 11/1/2029	3133ERZD6	4.081	US Agency	Bullet	11/1/2029	997,819.22	979,820.00	1.16
Total / Average 2-3 Years		**4.239**				**18,650,113.39**	**18,397,739.74**	**21.61**
3-4 Years								
Freedom Northwest CU 4 11/13/2029	356436AS4	4.000	Certificate Of Deposit	Bullet	11/13/2029	249,000.00	242,122.62	0.29
FHLB 4.5 12/14/2029	3130ATUT2	4.130	US Agency	Bullet	12/14/2029	1,010,337.50	992,830.00	1.19
Third Federal S&L of Cleveland 4 12/18/2029	88413QGP7	4.000	Certificate Of Deposit	Bullet	12/18/2029	245,000.00	237,995.45	0.29
FFCB 4.375 1/2/2030	3133ERR29	4.380	US Agency	Bullet	1/2/2030	999,854.01	986,750.00	1.17
T-Note 3.5 1/31/2030	91282CGJ4	4.369	US Treasury	Bullet	1/31/2030	243,710.00	241,280.00	0.28
T-Note 1.5 2/15/2030	912828Z94	4.318	US Treasury	Bullet	2/15/2030	917,277.78	904,690.00	1.02
First Bank of the Lake 4.3 2/28/2030	31925YCF7	4.300	Certificate Of Deposit	Bullet	2/28/2030	249,000.00	243,733.65	0.29
FHLB 4.375 3/8/2030	3130AV5P3	4.030	US Agency	Bullet	3/8/2030	1,010,376.78	988,460.00	1.19
Western State Bank 4 3/25/2030	95960NLA3	4.000	Certificate Of Deposit	Bullet	3/25/2030	249,000.00	241,281.00	0.29

Description	CUSIP/Ticker	YTM @ Cost	Security Sector	Bullet/Callable	Maturity Date	Book Value	Market Value	% of Portfolio
FFCB 4 4/1/2030	3133ETBF3	4.002	US Agency	Bullet	4/1/2030	999,938.42	974,320.00	1.17
State of Cal. Public Works 4.833 4/1/2030	13068XNV7	4.833	Municipal	Bullet	4/1/2030	400,000.00	396,900.00	0.47
Eagle Bank 4.05 4/16/2030	27002YHQ2	4.050	Certificate Of Deposit	Bullet	4/16/2030	249,000.00	241,544.94	0.29
FFCB 1.3 5/13/2030	3133ELYY4	3.946	US Agency	Bullet	5/13/2030	915,895.67	886,790.00	1.03
BNY Mellon NA 3.9 5/14/2030	05584CXB7	3.900	Certificate Of Deposit	Bullet	5/14/2030	245,000.00	236,312.30	0.29
FAMC 4 6/12/2030	31424WD58	4.000	US Agency	Bullet	6/12/2030	1,000,000.00	971,570.00	1.17
Medallion Bank Utah 4.15 6/17/2030	58404DXW6	4.150	Certificate Of Deposit	Bullet	6/17/2030	249,000.00	242,035.47	0.29
FAMC 3.85 7/3/2030	31424WH39	3.864	US Agency	Bullet	7/3/2030	999,537.33	966,080.00	1.17
Security First Bank NEB 4 7/3/2030	81425PBZ3	4.000	Certificate Of Deposit	Bullet	7/3/2030	245,000.00	236,785.15	0.29
Foothill DeAnza Community College District 1.958 8	345102PM3	3.840	Municipal	Bullet	8/1/2030	468,148.63	450,510.00	0.53
FNMA 0.875 8/5/2030	3135G05Q2	3.932	US Agency	Bullet	8/5/2030	896,506.05	868,880.00	1.01
State of California 4.875 9/1/2030	13063EHU3	3.739	Municipal	Bullet	9/1/2030	1,039,415.62	1,000,670.00	1.23
State Bank of India - NY 3.95 9/9/2030	856288CT0	3.950	Certificate Of Deposit	Bullet	9/9/2030	245,000.00	236,140.80	0.29
Goldman Sachs Bank USA 3.75 10/8/2030	38151PAL5	3.750	Certificate Of Deposit	Bullet	10/8/2030	245,000.00	234,112.20	0.29
FAMC 3.7 10/9/2030	31424WX80	3.711	US Agency	Bullet	10/9/2030	999,605.97	959,470.00	1.17
State of California 1.75 11/1/2030	13063DYT9	4.021	Municipal	Bullet	11/1/2030	229,462.38	221,535.00	0.26
Total / Average 3-4 Years		**4.027**				**14,600,066.14**	**14,202,798.58**	**16.94**
4-5 Years								
FAMC 3.65 11/5/2030	31424W2H4	3.724	US Agency	Bullet	11/5/2030	996,652.32	954,470.00	1.16
Versabank USA NATL 3.8 12/17/2030	92512KBF9	3.800	Certificate Of Deposit	Bullet	12/17/2030	245,000.00	233,994.60	0.29
FAMC 3.65 12/26/2030	31424W5P3	3.686	US Agency	Bullet	12/26/2030	1,228,334.37	1,173,297.00	1.44
Birmingham Waterworks Board 1.813 1/1/2031	091096PB7	3.936	Municipal	Bullet	1/1/2031	312,857.10	299,893.60	0.36
Customers Bank 3.75 1/15/2031	23204HRD2	3.750	Certificate Of Deposit	Bullet	1/15/2031	245,000.00	233,281.65	0.29
FAMC 3.85 1/28/2031	31428JAH0	3.861	US Agency	Bullet	1/28/2031	999,575.58	962,870.00	1.17
FAMC 3.625 2/20/2031	31428JBQ9	3.653	US Agency	Bullet	2/20/2031	998,904.16	953,820.00	1.17
Celtic Bank 3.75 2/27/2031	15118R4D6	3.750	Certificate Of Deposit	Bullet	2/27/2031	249,000.00	236,729.28	0.29
FHLB 4.125 3/14/2031	3130AVJY9	3.689	US Agency	Bullet	3/14/2031	1,017,226.70	973,520.00	1.19
T-Note 4.125 3/31/2031	91282CKF7	3.964	US Treasury	Bullet	3/31/2031	1,006,372.96	977,310.00	1.18
FFCB 4 4/7/2031	3133EWKK5	3.948	US Agency	Bullet	4/7/2031	1,002,073.84	967,470.00	1.17
Meta Platforms 4.55 5/15/2031	30303MAF9	4.606	Corporate	Bullet	5/15/2031	498,865.69	482,270.00	0.58
Univ of CA Regents-CI 4.504 5/15/2031	91412HYX5	4.504	Municipal	Bullet	5/15/2031	500,000.00	489,360.00	0.58
PA Economic Development Financing Auth 4.88 6/1/20	70869PRD1	4.236	Municipal	Bullet	6/1/2031	513,172.00	496,010.00	0.60
Eaglemark Savings Bank 4.2 6/24/2031	27004PJH7	4.200	Certificate Of Deposit	Bullet	6/24/2031	244,000.00	235,567.36	0.29
Amazon.Com Inc 4.8 7/9/2031-31	023135EC6	4.698	Corporate	Callable	7/9/2031	753,166.03	730,327.50	0.88
FNMA 4.6 8/14/2031-28	3136GDN66	4.600	US Agency	Callable	8/14/2031	1,000,000.00	983,300.00	1.17
FNMA 4.6 8/28/2031-28	3136GDNP4	4.600	US Agency	Callable	8/28/2031	750,000.00	738,217.50	0.88
FHLB 4.531 9/12/2031	3130AXEZ7	4.190	US Agency	Bullet	9/12/2031	761,120.77	752,190.00	0.89
San Francisco City & County Public Util Commis	79768HLP1	5.303	Municipal	Bullet	10/1/2031	729,258.71	739,785.00	0.85
California State Univ 4.555 11/1/2031	13077DWP3	5.060	Municipal	Bullet	11/1/2031	753,003.52	749,387.10	0.88

Description	CUSIP/Ticker	YTM @ Cost	Security Sector	Bullet/Callable	Maturity Date	Book Value	Market Value	% of Portfolio
Total / Average 4-5 Years		**4.165**				**14,803,583.75**	**14,363,070.59**	**17.30**
5-10 Years								
State of Hawaii 4.719 10/1/2035-26	419792S80	4.944	Municipal	Callable	10/1/2035	983,949.88	957,440.00	1.15
FHLB 5.72 9/22/2036-28	3130BCAA1	5.720	US Agency	Callable	9/22/2036	500,000.00	495,720.00	0.58
Total / Average 5-10 Years		**5.206**				**1,483,949.88**	**1,453,160.00**	**1.73**
Total / Average		**3.990**				**86,084,187.83**	**84,794,196.77**	**100**

Monthly Investment Report Definitions

- Disc./Cpn Rate – The yield paid by a fixed income security.
- Yield to Call (YTC) – The rate of return of a security held to call when interest payments, market value and par value are considered.
- Yield to Maturity (YTM) – The rate of return of a security held to maturity when interest payments, market value and par value are considered.
- Bullet – A fixed income security that cannot be redeemed by the issuer until the maturity date.
- Callable – A fixed income security that can be redeemed by the issuer before the maturity date.
- Book Value – The price paid for the security.
- Par Value – The face value of a security.
- Market Value – The current price of a security.
- Sinking Bond – In the case of the CASPWR Bond held by the District, a sinking bond pays a portion of principal on a defined schedule throughout the life of the bond.
- Custodian – The financial institution that holds securities for an investor.

Investment Abbreviations

- FHLB – Federal Home Loan Bank
- FHLMC – Federal Home Loan Mortgage Corporation (Freddie Mac)
- FNMA – Federal National Mortgage Association (Fannie Mae)
- FFCB – Federal Farm Credit Bank
- FAMCA/AGM – Federal Agricultural Mortgage Corporation (Farmer Mac)
- TVA – Tennessee Valley Authority

Attachment B

LVMWD CASH ANALYSIS - October 31, 2026

	Restricted Cash	Cash Held by Policy	Policy Requirement	Funds Available for Capital
101 - Potable Water Operations		16,101,433	12,347,903	
201 - Potable Water Construction	1,915,431			
301 - Potable Water Replacement		13,467,742	13,119,099	
Potable Water Designated Funds		15,000,000		
603 - Rate Stabilization Fund		8,000,000	8,000,000	
Total Potable Water	**1,915,431**	**52,569,175**	**33,467,002**	**6,017,604**
102 - Recycled Water Operations		2,568,473	1,068,289	
203 - Recycled Water Construction	334			
302 - Recycled Water Replacement		3,424,976	1,636,606	
Recyled Water Designated Funds		10,000,000		
Total Recycled Water	**334**	**15,993,449**	**2,704,895**	**3,288,888**
130 - Sanitation Operations		5,890,862	5,737,490	
230 - Sanitation Construction	104			
330 - Sanitation Replacement		12,928,231	12,662,257	
Sanitation Designated Funds		6,000,000		
Total Sanitation	**104**	**24,819,093**	**18,399,747**	**419,450**
701 - Vested Sick Leave Reserve	2,343,898			
720 - Insurance Reserve		9,145,326	9,145,326	**0**
JPA	0			
701 - Internal Services Fund	0			
Subtotal	*4,259,767*	*102,527,044*		
TOTAL	**106,786,811**			**19,153,682**

Financial Policy - Cash required to comply with District's adopted Financial Policy.
Designated Funds - Unrestricted funds internally designated by LVMWD Board for a particular purpose.

AGENDA ITEM NO. 4.D

DATE: November 30, 2026

TO: Board of Directors

FROM: Finance and Technology

SUBJECT: Customer Information System (CIS) Software: Annual Support and Maintenance Agreement

---

SUMMARY:

The District has used the Advanced Utility Systems Customer Information System (CIS) since 2002. CIS functions include maintaining customer account information and rates, along with processing bills, collections, service orders and payments. The current maintenance contract includes software updates and patches, together with on-going technical support. For an additional cost, Advanced Utility Systems will also perform as-needed programming to meet the District's billing requirements. Staff recommends renewal of the annual support and maintenance agreement, in the amount of $127,037, plus an additional $32,963 for as-needed programming costs, for a total authorization of $160,000.

RECOMMENDATION(S):

Authorize the General Manager to execute an annual support and maintenance agreement with Advanced Utility Systems, in the amount of $160,000 for the Customer Information System software.

FISCAL IMPACT:

Yes

ITEM BUDGETED:

Yes

FINANCIAL IMPACT:

Sufficient funds are available in the adopted Fiscal Year 2026-27 Budget.

DISCUSSION:

A new annual support and maintenance agreement is necessary to ensure Advanced Utility Systems will continue to provide support, maintenance and upgrades for the District's

Customer Information System (CIS). The service will provide essential business continuity for the District and ensure the software suite continues to operate properly. Licensing and maintenance of the CIS software, along with technical support, is proprietary and exclusively available through Advanced Utility Systems. Additional requirements for customer billing brought on by events such as drought emergency could introduce new changes that require programming for the District. These changes are not covered through the scope of work for the support agreement. As a result, staff proposes to include $32,963 for as-needed programming to enable the District to act quickly if and when unique billing needs arise.

GOALS:

Ensure Effective Utilization of the Public's Assets and Money

Prepared by: Alexander Montano, Principal Technology Analyst

ATTACHMENTS:
Annual Support and Maintenance Invoice

Invoice No.	**ADVMN0001180**
Date	**09/30/2026**
Due Date	**01/01/2027**
Customer No.	**LAS01A**
Page	**1 of 1**

ADVANCED UTILITY SYSTEMS
A Division of N. Harris Computer Corporation

Bill To

Las Virgenes Mncpl Water Distr
4232 Las Virgenes Road
Calabasas, CA 91302-1994
USA

Ship To

Las Virgenes Mncpl Water Distr
4232 Las Virgenes Road
Calabasas, CA 91302-1994
USA

Contract/Project Number	Purchase Order	Payment Terms	Currency
		MN JAN	USD $

Item Number	Description	Quantity	Unit Price	Amount
AUS - CIS INFINITY	CIS Infinity Support: 1/1/2027 to 12/31/2027	1.00	112,513.05	112,513.05
AUS - API	SOAP API: 1/1/2027 to 12/31/2027	1.00	8,173.97	8,173.97
AUS - MN	LMS (maximum of 10 users) and HCTC Registration Fee (1 attendee)	1.00	6,349.98	6,349.98

Remit To: N. Harris Computer Corporation
62133 Collections Center Drive
Chicago, IL 60693-0621

Subtotal	127,037.00
Misc	0.00
Taxes	0.00
Total	127,037.00

Tax Exempt? Please send your exemption certificate to the email below.

Invoice Questions? Please call Sinduja Praveen at +1 343-224-0569 or at our toll-free number +1 (888)847-7747 Ext. 501301. You can also reach us by email at AMediratta@harriscomputer.com

Thank you for your business!

The Metropolitan Water District of Southern California

Water Supply Conditions Report - https://www.mwdh2o.com/WSCR

Questions? Reach out via the form: https://forms.office.com/g/Gj3aReAuCm

Water Year 2026-2027

As of: 11/04/2026

State Water Project

Northern Sierra Snow

Water Content values in inches

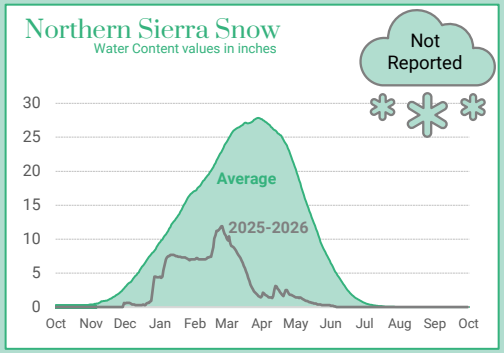

Northern Sierra 8 Station Rain

Values in inches

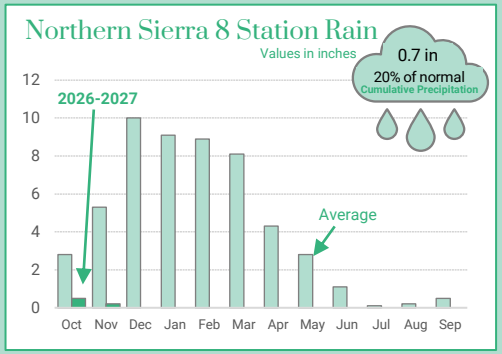

Sacramento River Runoff

Values in million acre-feet

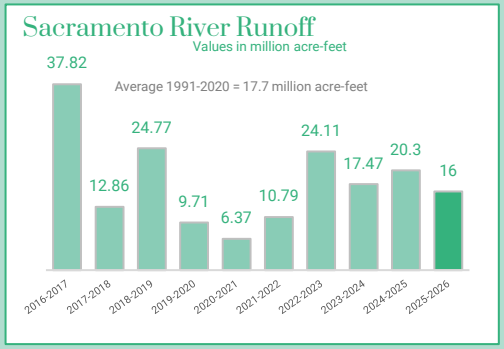

2026 State Water Project Allocation

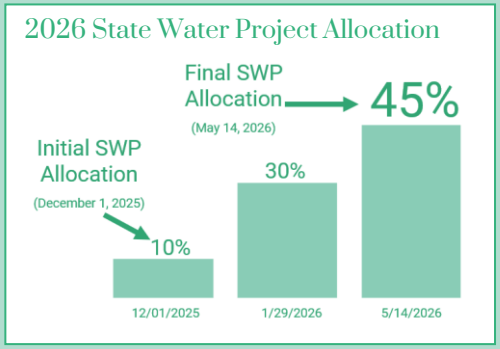

Oroville Reservoir Storage

Values in million acre-feet

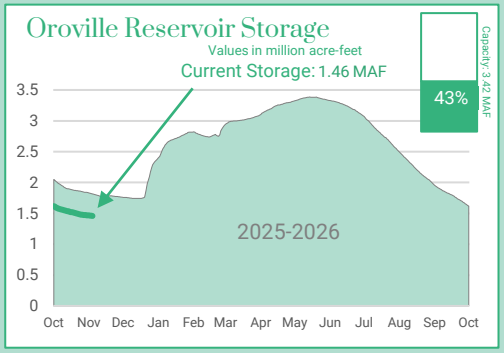

San Luis Reservoir SWP Storage

Values in million acre-feet

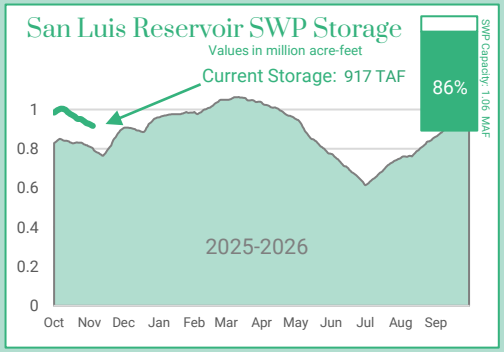

Colorado River

Colorado River Basin Snow

Water Content values in inches

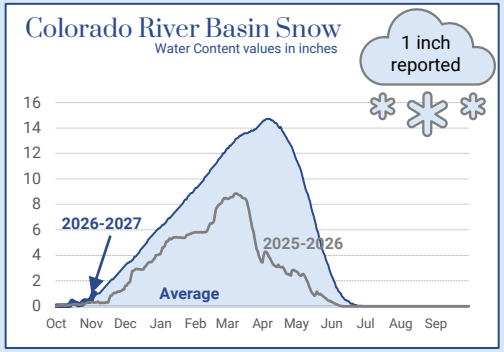

Colorado River Basin Rain

Values in inches

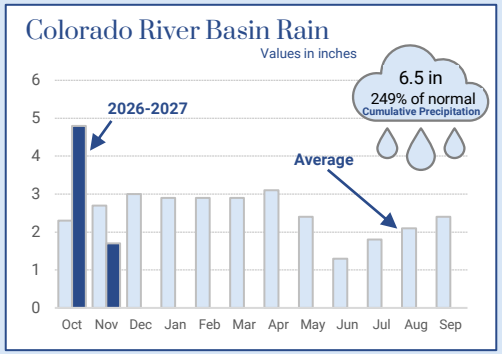

Lake Mead Elevation Projections

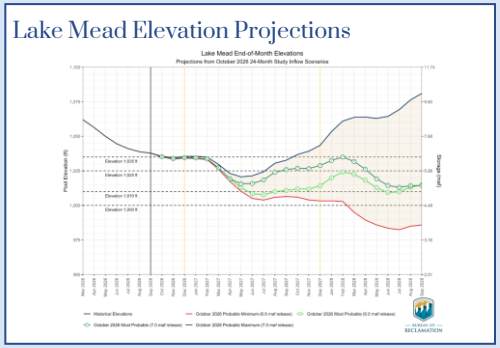

Unregulated Inflow into Lake Powell

Values in million acre-feet

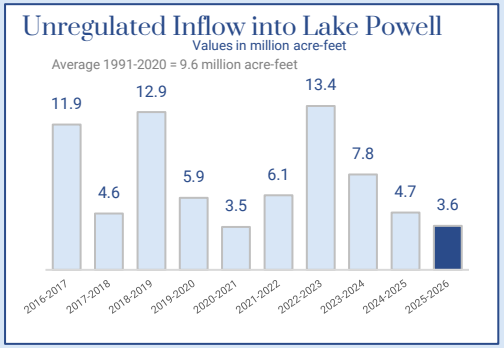

Lake Mead Storage

Values in million acre-feet

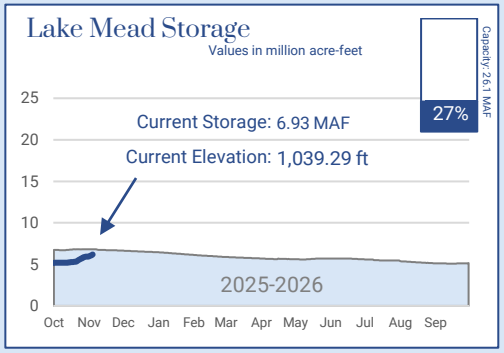

Lake Powell Storage

Values in million acre-feet

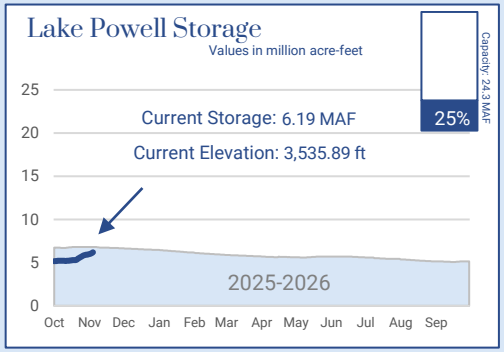

Metropolitan's 2026 Drinking Water Quality Report: https://tinyurl.com/MWDWaterQuality2026

Northern Sierra Precipitation: 8-Station Index, November 16, 2026

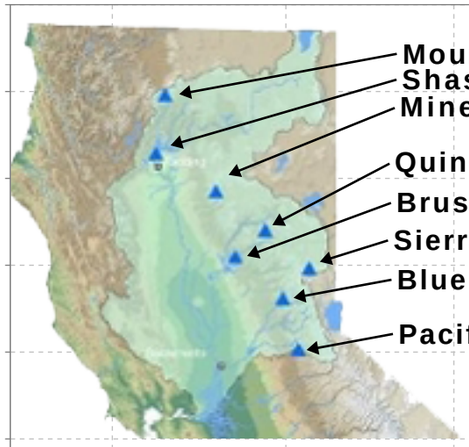

Percent of Average for this Date: 61%

2016-2017 Daily Precip (wettest) 94.7

1982-1983 Daily Precip (2nd wettest) 88.5

2024 - 2025 Daily Precip 56.6

Average (1991-2020) 51.6

2025 - 2026 Daily Precip

2020-2021 Daily Precip (3rd driest) 24.0

1923-1924 (driest) 17.1

1976-1977 (2nd driest) 19.0

Current: 3.4

Cumulative Daily/Monthly Precipitation (inches)

Total Water Year Precipitation

100 95 90 85 80 75 70 65 60 55 50 45 40 35 30 25 20 15 10 5 0

Oct 1 Nov 1 Dec 1 Jan 1 Feb 1 Mar 1 Apr 1 May 1 Jun 1 Jul 1 Aug 1 Sep 1 Oct 1

Water Year (October 1 - September 30)



CALIFORNIA MAJOR WATER SUPPLY RESERVOIRS

Midnight - November 16, 2026

CURRENT CONDITIONS

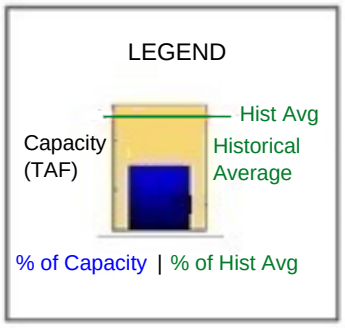

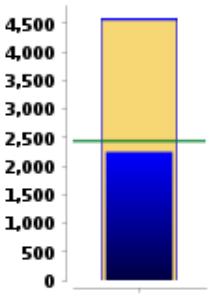

49% | 92%
Shasta

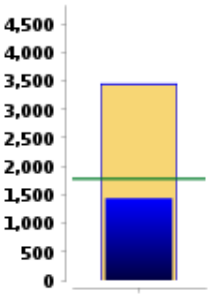

42% | 81%
Oroville

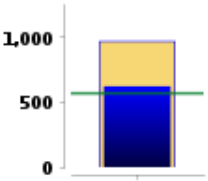

65% | 109%
New Bullards Bar

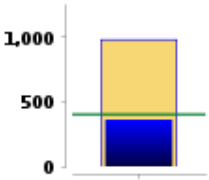

37% | 90%
Folsom

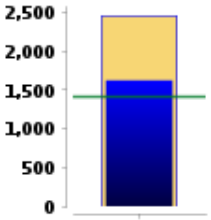

66% | 115%
Trinity

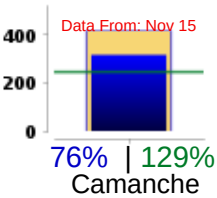

76% | 129%
Camanche

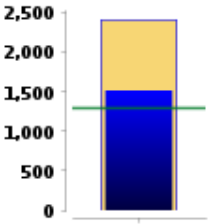

63% | 117%
New Melones

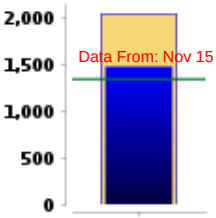

72% | 110%
Don Pedro

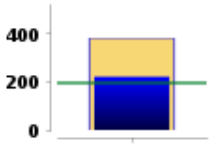

58% | 113%
Sonoma

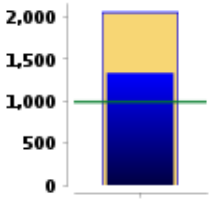

65% | 135%
San Luis

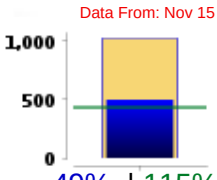

49% | 115%
McClure

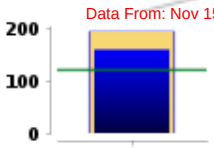

83% | 133%
Cachuma

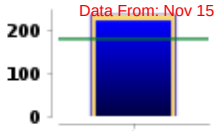

94% | 124%
Casitas

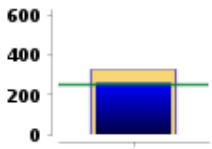

79% | 103%
Castaic

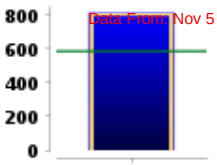

99% | 136%
Diamond Valley

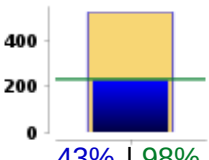

43% | 98%
Millerton

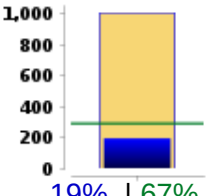

19% | 67%
Pine Flat

Updated 11/17/2026 06:18 AM

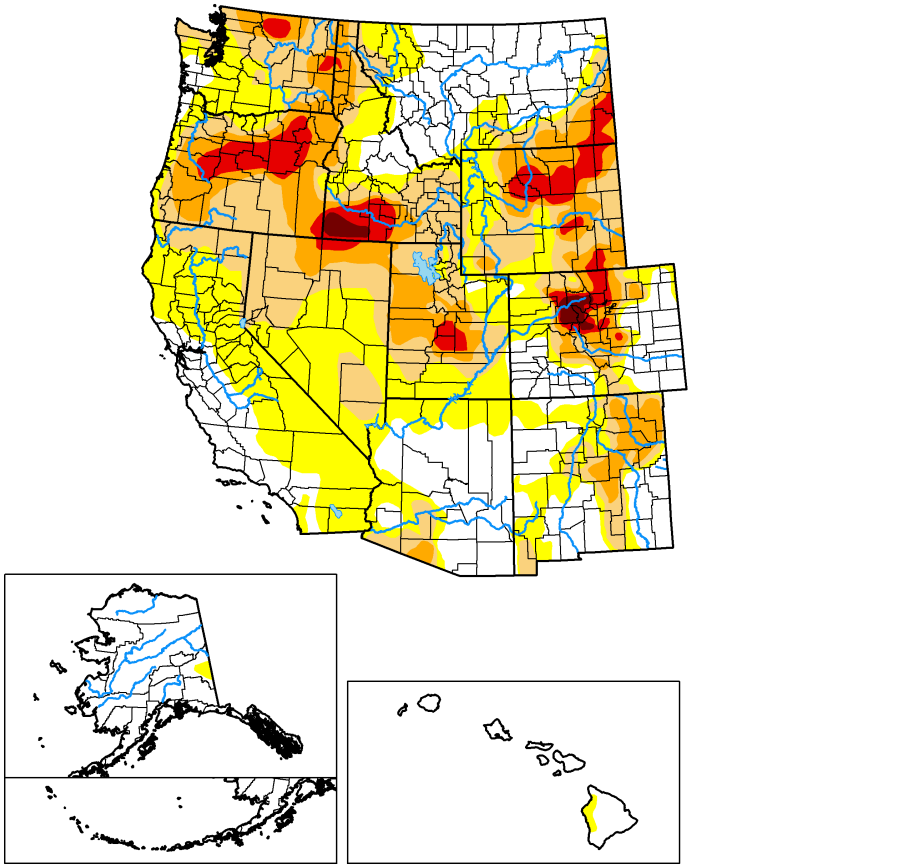

November 10, 2026

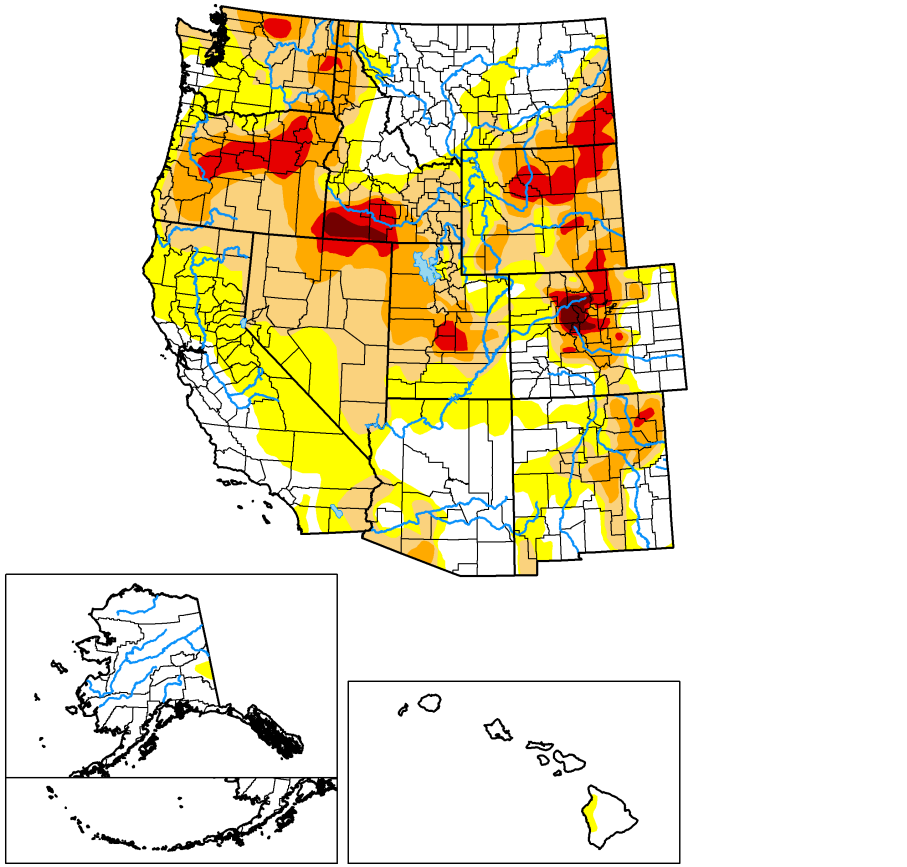

November 3, 2026

Statistics Comparison

Week	None	D0-D4	D1-D4	D2-D4	D3-D4	D4	DSCI
2026-11-10	50.78	49.22	28.02	13.32	4.14	0.44	95

Legislative Update







LAS VIRGENES MUNICIPAL WATER DISTRICT EST. 1958

Statewide Propositions

- **Prop 1: Affordable Housing & Veterans Bond**
  - **PASSED**
  - Authorizes $11.25B in state bonds for affordable housing and veteran assistance.
- **Prop 2: State Rainy Day Fund**
  - **PASSED**
  - Increases Rainy Day Fund deposits from budget surpluses for economic downturns.
- **Prop 3: Permanent High-Income Tax**
  - **PASSED**
  - Makes 2012 high-income tax permanent to fund K-12 schools and community colleges.

- **Prop 4: Public Campaign Financing**
  - **NOT YET CALLED**
  - Repeals ban on public campaign financing for candidates accepting spending limits.
- **Prop 5: Changes to Statewide Recall Elections**
  - **PASSED**
  - Separates the decision to recall a statewide official from the election of a replacement.
- **Prop 37: Middle-Income Homebuyer Loan Program**
  - **PASSED**
  - Establishes a state loan program to help middle-income Californians buy newly constructed homes

- **Prop 38: Immunology Research Bond**
  - **PASSED**
  - Approves $8.4B in state bonds for immunology research, including the California Institute for Immunology and Immunotherapy.
- **Prop 39: Voter Identification Requirements**
  - **FAILED**
  - Would have required California voters to provide government-issued ID or additional identifying information to vote.
- **Prop 40: One-Time Billionaire Wealth Tax**
  - **FAILED**
  - Would have imposed a one-time 5% tax on the net worth of California billionaires.

- **Prop 41: New Tax Audits and State Spending Limits**
  - **FAILED**
  - Would have required added state audits for new special-tax programs and altered spending-limit calculations.
- **Prop 42: Restrictions on Personal Property and Retroactive Taxes**
  - **PASSED**
  - Restricts new state personal property taxes on financial assets and certain retroactive tax increases.
- **Prop 43: Higher Threshold for Certain Local Tax Measures**
  - **FAILED**
  - Would have raised the voter approval threshold for citizen-initiated local special taxes from a majority to two-thirds.

- **Prop 44: Community Health Clinic Spending Requirements**
  - **FAILED**
  - Would have required community health clinics to spend at least 90% of annual revenue on direct patient care and program services.
- **Prop 45: Changes to California Environmental Review**
  - **FAILED**
  - Would have modified CEQA environmental review requirements to streamline certain housing and infrastructure projects.

2026 California Gubernatorial Election – Xavier Becerra Win



Democratic Supermajority in the Legislature

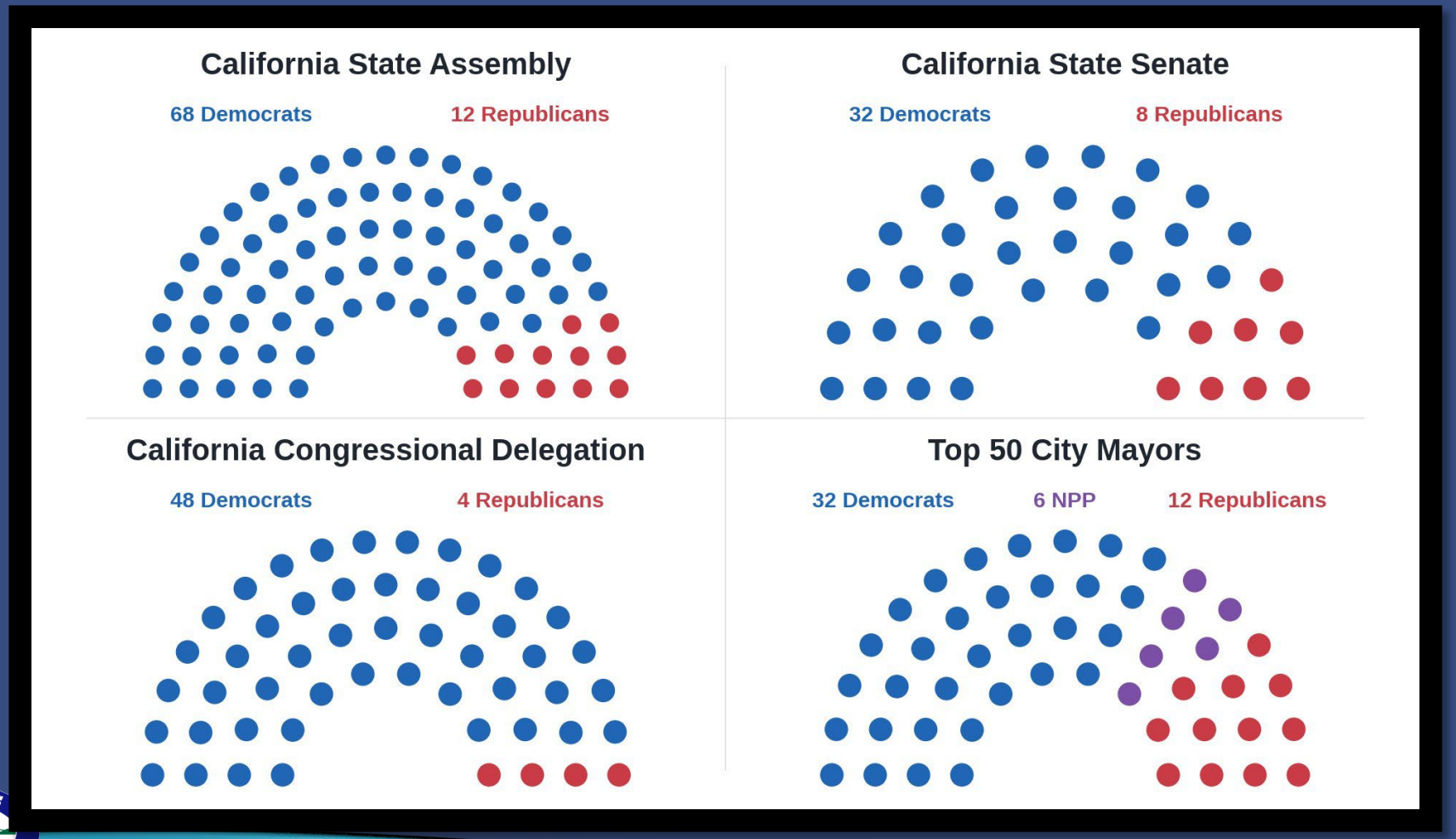

Congressional Election – California's 26th District

- Irwin received approximately 63% of the vote and will succeed Congresswoman Brownley, who is retiring.



State Senate Election – District 24

- Goldsmith received approximately 55% of the vote and will succeed Senator Ben Allen, who was term-limited

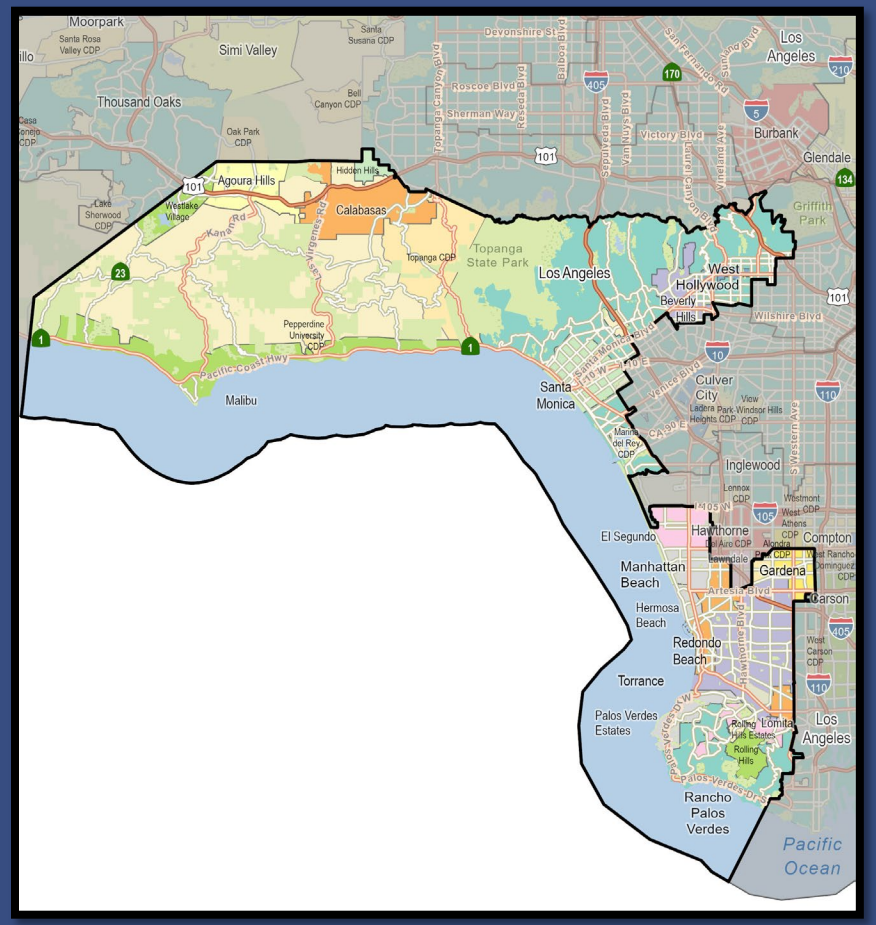

State Assembly Election – District 42

- Agoura Hills Mayor Pro Tem Deborah Klein Lopez received approximately 56% of the vote and will succeed Assemblymember Irwin.
-

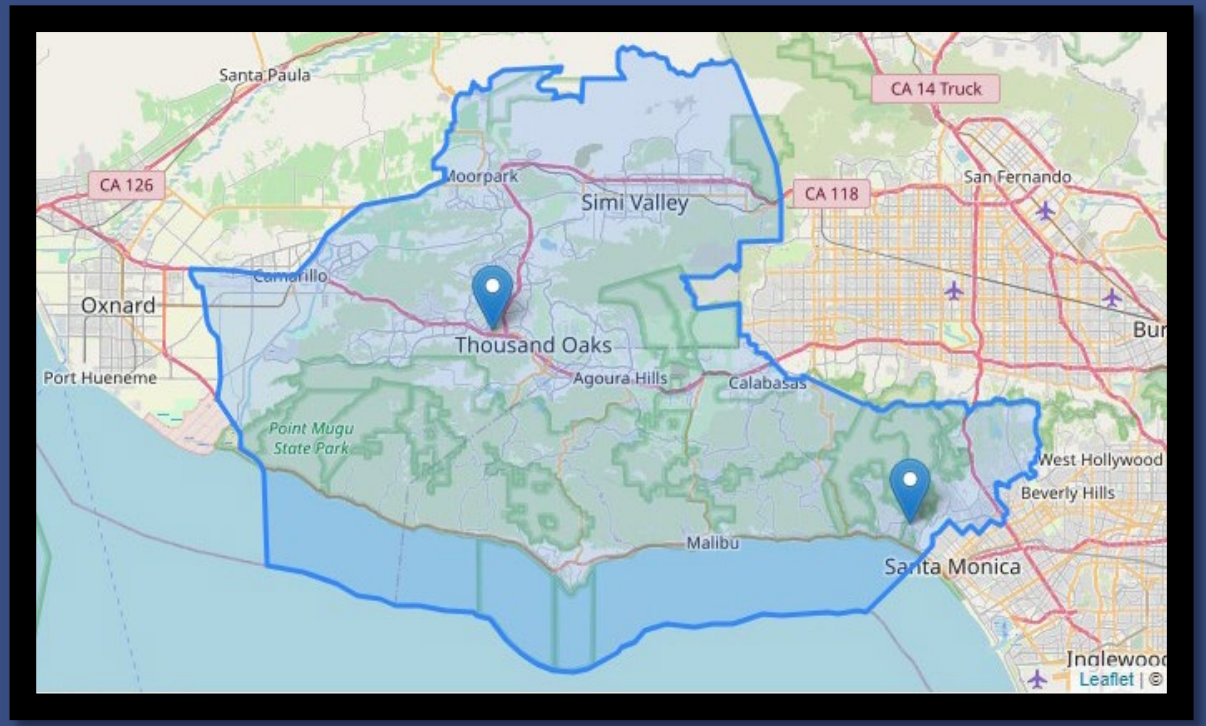

Las Virgenes Unified School District Election

- Angela Cutbill, Dallas Lawrence and Coral Edwardsen finished in the top three and were elected.
- Measure LV passed with 71% Support.



Las Virgenes Municipal Water District – Division 2

- Andy Coradeschi won re-election 78% of the vote.

AGENDA ITEM NO. 7.A

DATE: November 30, 2026

TO: Board of Directors

FROM: General Manager

SUBJECT: Division 1 Director: Declaring a Vacancy and Initiating the Process to Fill Vacancy by Appointment

---

SUMMARY:

A vacancy was created on the Board of Directors of Las Virgenes Municipal Water District for Division 1 following the passing of Director Randy Levine on November 18, 2026. Proposed Resolution No. 2680 declared the vacancy for Division 1 Director and initiates the process to fill the vacancy by appointment in accordance with Section 2-2.102 of the Las Virgenes Municipal Water District Code, Section 71254 of the California Water Code, and Section 1780 of the California Government Code.

RECOMMENDATION(S):

Pass, approve, and adopt proposed Resolution No. 2680, declaring a vacancy for Division 1 Director and initiate the process to fill the vacancy by appointment.

RESOLUTION NO. 2680

A RESOLUTION OF THE BOARD OF DIRECTORS OF LAS VIRGENES MUNICIPAL WATER DISTRICT DECLARING A VACANCY FOR DIVISION 1 DIRECTOR AND INITIATING THE PROCESS TO FILL THE VACANCY BY APPOINTMENT

(Reference is hereby made to Resolution No. 2680 on file in the District's Resolution Book and by this reference the same is incorporated herein.)

FINANCIAL IMPACT:

There is no financial impact associated with this action.

DISCUSSION:

Under California Government Code Section 1770(a), the death of an incumbent Board Member creates an immediate vacancy on the Board. The process for filling vacancies is established pursuant to the Las Virgenes Municipal Water District (LVMWD) Code, California

Water Code and California Government Code. Attached for reference is a document with excerpts of the *Applicable Board Policy and State Law on Filling Board Vacancies*.

The Board has the authority to fill the vacancy either by appointment or by calling a special election. Given the cost and logistics of conducting a special election, special districts like LVMWD normally fill Board vacancies through the appointment process.

- Notify the County Elections Official of the Vacancy: LVMWD must formally notify the Los Angeles County Registrar-Recorder/County Clerk of the vacancy no later than 15 days after the date the board is notified or the effective date of the vacancy, whichever is later. (Deadline – December 3, 2026)

- Post Public Notice of the Vacancy: Before making an appointment, LVMWD must post a notice of the vacancy in three or more conspicuous places within the district at least 15 days before the Board makes the appointment. The notice would typically announce the vacancy, outline the qualifications criteria (e.g., registered voter and resident of Division 1), invite applications, and specify the deadline for candidate submissions. (Deadline – January 2, 2027)

- Board Appointment Action: The remaining members of the Board must make the appointment within 60 days of the date the Board is notified or the effective date of the vacancy, whichever is later. The appointment must take place in an open, public meeting noticed in compliance with the Brown Act. (Deadline – January 17, 2027)

- Notify the County Elections Official of the Appointment: LVMWD must notify the Los Angeles County Registrar-Recorder/County Clerk of the appointment no later than 15 days after the appointment is made. (Deadline – February 1, 2027)

- Oath of Office: Upon taking and filing the official oath of office, the appointed director assumes all the rights, powers, duties, and obligations of the office. (Deadline – January 17, 2027)

If the Board does not fill the vacancy by appointment or call an election within 60 days, the Los Angeles County Board of Supervisors may appoint a person to fill the vacancy within 90 days of the vacancy date or may order LVMWD to call an election. If neither the Board nor the Board of Supervisors fills the vacancy or calls an election within 90 days, the LVMWD Board must call an election. The appointed director will serve for the balance of the unexpired term for Division 1 through December 2028.

GOALS:

Sustain Community Awareness and Support

Prepared by: David Pedersen, General Manager

ATTACHMENTS:
Applicable Board Policy and State Law on Filling Board Vacancies
Proposed Resolution No. 2680

Applicable Board Policy and State Law on Filling Board Vacancies

Las Virgenes Municipal Water District Code

Section 2-2.102 Appointments.

When a vacancy occurs on the Board outside the election cycle, the remaining Directors may fill such vacancy by appointment in accordance with law.

California Water Code

Section 71254.

Whenever a vacancy occurs in the office of director it shall be filled pursuant to Section 1780 of the Government Code, by a qualified person, who shall be a resident of, and otherwise qualified to be a director from, the division in which the vacancy occurred.

California Government Code

Section 1780.

(a) Notwithstanding any other provision of law, a vacancy in any elective office on the governing board of a special district, other than those specified in Section 1781, shall be filled pursuant to this section.

(b) The district shall notify the county elections official of the vacancy no later than 15 days after either the date on which the district board is notified of the vacancy or the effective date of the vacancy, whichever is later.

(c) The remaining members of the district board may fill the vacancy either by appointment pursuant to subdivision (d) or by calling an election pursuant to subdivision (e).

(d) (1) The remaining members of the district board shall make the appointment pursuant to this subdivision within 60 days after either the date on which the district board is notified of the vacancy or the effective date of the vacancy, whichever is later. The district shall post a notice of the vacancy in three or more conspicuous places in the district at least 15 days before the district board makes the appointment. The district shall notify the county elections official of the appointment no later than 15 days after the appointment.

(2) If the vacancy occurs in the first half of a term of office and at least 130 days prior to the next general district election, the person appointed to fill the vacancy shall hold office until the next general district election that is

scheduled 130 or more days after the date the district board is notified of the vacancy, and thereafter until the person who is elected at that election to fill the vacancy has been qualified. The person elected to fill the vacancy shall hold office for the unexpired balance of the term of office.

(3) If the vacancy occurs in the first half of a term of office, but less than 130 days prior to the next general district election, or if the vacancy occurs in the second half of a term of office, the person appointed to fill the vacancy shall fill the balance of the unexpired term of office.

(e) (1) In lieu of making an appointment the remaining members of the board may within 60 days of the date the district board is notified of the vacancy or the effective date of the vacancy, whichever is later, call an election to fill the vacancy.

(2) The election called pursuant to this subdivision shall be held on the next established election date provided in Chapter 1 (commencing with Section 1000) of Division 1 of the Elections Code that is 130 or more days after the date the district board calls the election.

(f) (1) If the vacancy is not filled by the district board by appointment, or if the district board has not called for an election within 60 days of the date the district board is notified of the vacancy or the effective date of the vacancy, whichever is later, then the city council of the city in which the district is wholly located, or if the district is not wholly located within a city, the board of supervisors of the county representing the larger portion of the district area in which the election to fill the vacancy will be held, may appoint a person to fill the vacancy within 90 days of the date the district board is notified of the vacancy or the effective date of the vacancy, whichever is later, or the city council or board of supervisors may order the district to call an election to fill the vacancy.

(2) The election called pursuant to this subdivision shall be held on the next established election date provided in Chapter 1 (commencing with Section 1000) of Division 1 of the Elections Code that is 130 or more days after the date the city council or board of supervisors calls the election.

(g) (1) If within 90 days of the date the district board is notified of the vacancy or the effective date of the vacancy, whichever is later, the remaining members of the district board or the appropriate board of supervisors or city council have not filled the vacancy and no election has been called for, then the district board shall call an election to fill the vacancy.

(2) The election called pursuant to this subdivision shall be held on the next established election date provided in Chapter 1 (commencing with Section 1000) of Division 1 of the Elections Code that is 130 or more days after the date the district board calls the election.

(h) (1) Notwithstanding any other provision of this section, if the number of remaining members of the district board falls below a quorum, then at the request of the district secretary or a remaining member of the district board, the

appropriate board of supervisors or the city council shall promptly appoint a person to fill the vacancy, or may call an election to fill the vacancy.

(2) The board of supervisors or the city council shall only fill enough vacancies by appointment or by election to provide the district board with a quorum.

(3) If the vacancy occurs in the first half of a term of office and at least 130 days prior to the next general district election, the person appointed to fill the vacancy shall hold the office until the next general district election that is scheduled 130 or more days after the date the district board is notified of the vacancy, and thereafter until the person who is elected at that election to fill the vacancy has been qualified. The person elected to fill the vacancy shall hold office for the unexpired balance of the term of office.

(4) If the vacancy occurs in the first half of a term of office, but less than 130 days prior to the next general district election, or if the vacancy occurs in the second half of a term of office, the person appointed to fill the vacancy shall fill the balance of the unexpired term of office.

(5) The election called pursuant to this subdivision shall be held on the next established election date provided in Chapter 1 (commencing with Section 1000) of Division 1 of the Elections Code that is held 130 or more days after the date the city council or board of supervisors calls the election.

#####

RESOLUTION NO. 2680

A RESOLUTION OF THE BOARD OF DIRECTORS OF LAS VIRGENES MUNICIPAL WATER DISTRICT DECLARING A VACANCY FOR DIVISION 1 DIRECTOR AND INITIATNG THE PROCESS TO FILL THE VACANCY BY APPOINTMENT

WHEREAS, a vacancy was created on the Board of Directors of Las Virgenes Municipal Water District for Division 1 following the passing of Director Randy Levine on November 18, 2026;

WHEREAS, Section 2-2.102 of the Las Virgenes Municipal Water District Code establishes that when a vacancy occurs on the Board of Directors outside of the election cycle, the remaining directors may fill the vacancy by appointment in accordance with the law;

WHEREAS, Section 71254 of the California Water Code establishes that whenever a vacancy occurs in the office of director, it shall be filled pursuant to Section 1780 of the California Government Code, by a qualified person, who shall be a resident of, and otherwise qualified to be a director from, the division in which the vacancy occurred;

WHEREAS, Section 1780 of the California Government Code establishes the process and procedures for filling a vacancy in any elective office on the governing board of a special district, including the option to make an appointment or call a special election;

WHEREAS, the most expedient and cost-effective means to fill the vacancy and ensure the representation of Division 1 customers on the Board of Directors is by appointment; and

WHEREAS, in accordance with Section 1780 of the California Government Code, the appointment process includes: (1) notifying the county elections official of the vacancy no later than 15 days after either the date on which the Board was notified of the vacancy or the effective date of the vacancy, whichever is later; (2) posting a notice of the vacancy in three or more conspicuous places in the district at least 15 days before the Board makes the appointment; (3) making the appointment within 60 days after either the date on which the Board was notified of the vacancy or the effective date of the vacancy, whichever is later; and (4) notifying the county elections official of the appointment no later than 15 days after the appointment.

NOW, THEREFORE, THE BOARD OF DIRECTORS OF LAS VIRGENES MUNICIPAL WATER DISTRICT HEREBY RESOLVES, DETERMINES, AND ORDERS AS FOLLOWS:

1. Declare a vacancy for Division 1 Director of the Board of Directors for the Las Virgenes Municipal Water District, effective November 19, 2026.

2. Find that filling the vacancy by appointment is the most expedient and cost-effective means to ensure representation of Division 1 customers on the Board of Directors.

3. Direct the Secretary to notify the Los Angeles County Registrar-Recorder/County Clerk of the vacancy and post a notice of the vacancy in three or more conspicuous places within the District at least 15 days before the Board is scheduled to make an appointment.

4. Schedule a special Board meeting to consider eligible candidates for Division 1 Director with 60 days of the effective date of the vacancy but no sooner than 15 days after the posting of a notice of the vacancy.

PASSED, APPROVED AND ADOPTED this 30th day of November 2026.

_____
Andy Coradeschi, President

ATTEST:

_____
Gary Burns, Secretary

APPROVED AS TO FORM:

_____
W. Keith Lemieux, District Counsel

(SEAL)

AGENDA ITEM NO. 7.B

DATE: November 30, 2026

TO: Board of Directors

FROM: General Manager

SUBJECT: Nomination and Election of Treasurer

SUMMARY:

Section 2-2.104 of the Las Virgenes Municipal Water District (LVMWD) Code provides for a two-step process for election of Board Officers. The process normally involves nominations at one meeting and elections at the subsequent meeting, or as soon thereafter as may be convenient. However, due to a current vacancy for the role of Treasurer of the Board, staff recommends that the Board waive the provisions of Section 2-2.104 of the LVMWD Code and accept nominations and elect a director to serve a two-year term as Treasurer. Additionally, staff recommends that the Board defer nominations and elections for President, Vice-President and Secretary until January 2027 pending the Board's appointment of a new director to fill the current vacancy.

RECOMMENDATION(S):

Accept nominations and elect a director to serve a two-year term as Treasurer of the Board, and defer nominations and elections for President, Vice-President, and Secretary until January 2027.

FINANCIAL IMPACT:

There is no financial impact of this action.

Prepared by: David Pedersen, General Manager

AGENDA ITEM NO. 7.C

DATE: November 30, 2026

TO: Board of Directors

FROM: General Manager

SUBJECT: Reappointment of Deputy Treasurer

SUMMARY:

Pursuant to Water Code Section 71340, the Board may appoint a deputy officer for the position of treasurer to serve at the pleasure of the Board. Traditionally, the Board has appointed the Assistant General Manager who oversees the Finance and Administration Department as the Deputy Treasurer. By appointing a District employee as a deputy for the office, the Board authorizes the employee to perform routine, day-to-day functions of the officer subject to any limitations as specified by the Treasurer and/or Board.

RECOMMENDATION(S):

Reappoint Donald Patterson, Assistant General Manager, as Deputy Treasurer.

GOALS:

Ensure Effective Utilization of the Public's Assets and Money

Prepared by: David Pedersen, General Manager

AGENDA ITEM NO. 8.A

DATE: November 30, 2026

TO: Board of Directors

FROM: General Manager

SUBJECT: 2027 Salary Resolution, Board Per Diem and Management Handbook Update: Approval

---

SUMMARY:

Annually, the Board adopts a resolution establishing salary ranges for all District positions based on approved Memoranda of Understanding (MOUs). On September 3, 2024, the Board approved a three-year MOU with the Management Unit. Subsequently, on October 15, 2024, the Board approved a three-year MOU with the Supervisor, Professional and Confidential Unit; and on November 13, 2024, the Board approved a three-year MOU with the Service Employees International Union 721 (SEIU).

The terms of the MOUs call for salary increases effective each January 1st for the duration of the MOUs, based on the October-to-October All Urban Consumer Price Index (CPI) for Los Angeles-Long Beach-Anaheim. On November 10, 2026, the Bureau of Labor Statistics announced the October-October CPI: 4.4 percent. As such, a 4.4 percent increase will be applied to all classifications of the bargaining units, unrepresented group, and General Manager, effective January 1, 2027. The increase is reflected in the attached proposed Resolution No. 2679, reflecting the salaries of District employees as of January 1, 2027.

On January 16, 2024, the Board adopted Ordinance No. 286, updating the Las Virgenes Municipal Water District Code to provide for automatic annual cost of living adjustments to the per diem rate, up to a maximum of five percent (5%), based on the October-to-October change in the Consumer Price Index (CPI) and directed staff to bring the proposed changes to the Board for confirmation each year. As such, a 4.4 percent increase to the per diem rate is proposed.

The General Manager also recommends minor updates to the Management Handbook, which outlines the benefits provided to unrepresented employees.

RECOMMENDATION(S):

Pass, approve and adopt proposed Resolution No. 2679, establishing salaries for employees; and approve the updated Board per diem rate of $272.67 and the updated Management

Handbook.

RESOLUTION NO. 2679

A RESOLUTION OF THE BOARD OF DIRECTORS OF LAS VIRGENES MUNICIPAL WATER DISTRICT ESTABLISHING SALARIES FOR EMPLOYEES

(Reference is hereby made to Resolution No. 2679 on file in the District's Resolution Book and by this reference the same is incorporated herein.)

FISCAL IMPACT:

Yes

ITEM BUDGETED:

Yes

FINANCIAL IMPACT:

Sufficient funds for this action are available in the adopted Fiscal Year 2026-27 Budget and the approved Fiscal Year 2027-28 Budget Plan.

DISCUSSION:

Salary Resolution:

Annually, the Board adopts a resolution to document the approved salaries for District employees. Attached is proposed Resolution No. 2679 that reflects salaries for the District's employees, adjusted based on the October-October CPI (4.4 percent increase). The resolution also includes proposed increases to the Interns' rates of pay to account for the California minimum wage increasing to $17.40/hour effective January 1, 2027. The proposed increases reflect an approximate 4.4 percent increase at each level, rounded slightly.

Board Per Diem:

Section 2-2.106 of the Las Virgenes Municipal Water District Code provides that Directors shall be paid $245.00 for each day's attendance ("per diem compensation") at meetings of the Board and for each day's service rendered as Director by request of the Board. Additionally, at the first Board meeting in January of each year, compensation to each Director and each representative of the District on the Metropolitan Water District of Southern California Board shall be increased prospectively by the October-to-October All Urban Consumer Price Index for Los Angeles-Long Beach-Anaheim, up to a maximum of five percent (5%), subject to annual review by the Board each calendar year following the operative date of the last adjustment.

The per diem rate was last adjusted, effective the first Board meeting in January 2026, when it was increased from $252.35 to $261.18. Adjusting the per diem rate based on the October-October CPI (4.4 percent) would result in a per diem rate of $272.67.

Management Handbook:

Unrepresented employees currently receive benefits outlined in the Management Handbook. The proposed revisions to the Management Handbook update various insurance premiums and limits to match current benefits. Also proposed is an update to allow Tier III retirees to elect to continue medical benefits coverage through ACWA JPIA for up to one existing designated dependent at the time of retirement with the retiree paying the premium amount. This update aligns with the revisions to all four bargaining unit MOUs that were recently approved by the Board on November 3, 2026. These proposals have no financial impact.

GOALS:

Assure a Quality, Continually Improving Workforce

Prepared by: Sophia Crocker, Director of Human Resources and Risk Management

ATTACHMENTS:
Proposed Resolution No. 2679
2027 Management Handbook (Red-lined Version)
2027 Management Handbook (Clean Version)

RESOLUTION NO: 2679

A RESOLUTION OF THE BOARD OF DIRECTORS OF LAS VIRGENES MUNICIPAL WATER DISTRICT ESTABLISHING SALARIES FOR EMPLOYEES

BE IT RESOLVED BY THE BOARD OF DIRECTORS OF LAS VIRGENES MUNICIPAL WATER DISTRICT as follows:

Section 1. Purpose and Scope

This resolution establishes salary levels for employees.

Section 2. General and Office Unit Classifications: Effective January 1, 2027

(a) Effective January 1, 2027, classifications in the General Unit and Office Unit shall be paid between the following starting and ending salaries.

General Unit

CLASSIFICATION	RANGE	PAY TYPE	STARTING SALARY	ENDING SALARY
Backflow Inspector	G48	Hourly	$44.8134	$61.6766
		Monthly	$7,767.65	$10,690.62
		Annual	$93,211.82	$128,287.38
Collection Systems Mechanic I	G39	Hourly	$35.8832	$49.3862
		Monthly	$6,219.76	$8,560.28
		Annual	$74,637.16	$102,723.40
Collection Systems Mechanic II	G45	Hourly	$41.6135	$57.2728
		Monthly	$7,213.01	$9,927.28
		Annual	$86,556.08	$119,127.32
Compliance Inspector	G47	Hourly	$43.7203	$60.1724
		Monthly	$7,578.18	$10,429.88
		Annual	$90,938.12	$125,158.54
Cross Connection Inspector	G50	Hourly	$47.0819	$64.7990
		Monthly	$8,160.86	$11,231.83
		Annual	$97,930.30	$134,781.92
Electrical/Instrumentation Technician I	G45	Hourly	$41.6135	$57.2728
		Monthly	$7,213.01	$9,927.28
		Annual	$86,556.08	$119,127.32
Electrical/Instrumentation Technician II	G51	Hourly	$48.2590	$66.4189
		Monthly	$8,364.89	$11,512.61
		Annual	$100,378.72	$138,151.26
Electrician	G47	Hourly	$43.7203	$60.1724
		Monthly	$7,578.18	$10,429.88
		Annual	$90,938.12	$125,158.54
Facilities Inspector	G51	Hourly	$48.2590	$66.4189
		Monthly	$8,364.89	$11,512.61
		Annual	$100,378.72	$138,151.26
Facilities Maintenance Worker	G39	Hourly	$35.8832	$49.3862
		Monthly	$6,219.76	$8,560.28
		Annual	$74,637.16	$102,723.40

Field Operations Technician I	G33	Hourly	$30.9422	$42.5855
		Monthly	$5,363.32	$7,381.49
		Annual	$64,359.88	$88,577.84
Field Operations Technician II	G37	Hourly	$34.1543	$47.0065
		Monthly	$5,920.07	$8,147.79
		Annual	$71,040.84	$97,773.52
Fleet Coordinator	G42	Hourly	$38.6424	$53.1836
		Monthly	$6,698.01	$9,218.50
		Annual	$80,376.14	$110,621.94
Laboratory Assistant	G42	Hourly	$38.6424	$53.1836
		Monthly	$6,698.01	$9,218.50
		Annual	$80,376.14	$110,621.94
Laboratory Technician I	G46	Hourly	$42.6539	$58.7112
		Monthly	$7,393.34	$10,176.62
		Annual	$88,720.06	$122,119.40
Laboratory Technician II	G52	Hourly	$49.4657	$68.0793
		Monthly	$8,574.06	$11,800.40
		Annual	$102,888.76	$141,604.84
Maintenance Mechanic I	G39	Hourly	$35.8832	$49.3862
		Monthly	$6,219.76	$8,560.28
		Annual	$74,637.16	$102,723.40
Maintenance Mechanic II	G45	Hourly	$41.6135	$57.2728
		Monthly	$7,213.01	$9,927.28
		Annual	$86,556.08	$119,127.32
Quality Assurance/Quality Control Specialist	G55	Hourly	$53.2690	$73.3141
		Monthly	$9,233.29	$12,707.78
		Annual	$110,799.52	$152,493.38
Senior Collection Systems Mechanic	G48	Hourly	$44.8134	$61.6766
		Monthly	$7,767.65	$10,690.62
		Annual	$93,211.82	$128,287.38
Senior Composting Plant Operator	G53	Hourly	$50.7022	$69.7814
		Monthly	$8,788.39	$12,095.44
		Annual	$105,460.68	$145,145.26
Senior Electrical/Instrumentation Technician	G54	Hourly	$51.9698	$71.5259
		Monthly	$9,008.09	$12,397.82
		Annual	$108,097.08	$148,773.82
Senior Field Operations Technician	G45	Hourly	$41.6135	$57.2728
		Monthly	$7,213.01	$9,927.28
		Annual	$86,556.08	$119,127.32
Senior Laboratory Technician	G55	Hourly	$53.2690	$73.3141
		Monthly	$9,233.29	$12,707.78
		Annual	$110,799.52	$152,493.38
Senior Maintenance Mechanic	G48	Hourly	$44.8134	$61.6766
		Monthly	$7,767.65	$10,690.62
		Annual	$93,211.82	$128,287.38

Senior Water Distribution Operator	G54	Hourly	$51.9698	$71.5259
		Monthly	$9,008.09	$12,397.82
		Annual	$108,097.08	$148,773.82
Senior Water Reclamation Plant Operator	G54	Hourly	$51.9698	$71.5259
		Monthly	$9,008.09	$12,397.82
		Annual	$108,097.08	$148,773.82
Senior Water Treatment Plant Operator	G54	Hourly	$51.9698	$71.5259
		Monthly	$9,008.09	$12,397.82
		Annual	$108,097.08	$148,773.82
Water Distribution Operator I	G40	Hourly	$36.7804	$50.6208
		Monthly	$6,375.27	$8,774.26
		Annual	$76,503.18	$105,291.16
Water Distribution Operator II	G44	Hourly	$40.5986	$55.8758
		Monthly	$7,037.10	$9,685.13
		Annual	$84,445.14	$116,221.56
Water Distribution Operator III	G51	Hourly	$48.2590	$66.4189
		Monthly	$8,364.89	$11,512.61
		Annual	$100,378.72	$138,151.26
Water Reclamation Plant Operator I	G40	Hourly	$36.7804	$50.6208
		Monthly	$6,375.27	$8,774.26
		Annual	$76,503.18	$105,291.16
Water Reclamation Plant Operator II	G44	Hourly	$40.5986	$55.8758
		Monthly	$7,037.10	$9,685.13
		Annual	$84,445.14	$116,221.56
Water Reclamation Plant Operator III	G51	Hourly	$48.2590	$66.4189
		Monthly	$8,364.89	$11,512.61
		Annual	$100,378.72	$138,151.26
Water Reclamation Plant Operator-in-Training	G34	Hourly	$31.7156	$43.6502
		Monthly	$5,497.38	$7,566.04
		Annual	$65,968.50	$90,792.52
Water Treatment Plant Operator I	G40	Hourly	$36.7804	$50.6208
		Monthly	$6,375.27	$8,774.26
		Annual	$76,503.18	$105,291.16
Water Treatment Plant Operator II	G44	Hourly	$40.5986	$55.8758
		Monthly	$7,037.10	$9,685.13
		Annual	$84,445.14	$116,221.56
Water Treatment Plant Operator III	G51	Hourly	$48.2590	$66.4189
		Monthly	$8,364.89	$11,512.61
		Annual	$100,378.72	$138,151.26

Office Unit

CLASSIFICATION	RANGE	PAY TYPE	STARTING SALARY	ENDING SALARY
Accounting Technician	OU38	Hourly	$35.8648	$49.1645
		Monthly	$6,216.56	$8,521.85
		Annual	$74,598.68	$102,262.16
Accounting Technician (Payroll)	OU45	Hourly	$42.6323	$58.4412
		Monthly	$7,389.59	$10,129.82
		Annual	$88,675.08	$121,557.80
Administrative Assistant	OU38	Hourly	$35.8648	$49.1645
		Monthly	$6,216.56	$8,521.85
		Annual	$74,598.68	$102,262.16
Administrative Specialist - Risk Management	OU47	Hourly	$44.7904	$61.3997
		Monthly	$7,763.67	$10,642.62
		Annual	$93,163.98	$127,711.48
Control Systems Technician	OU52	Hourly	$50.6763	$69.4682
		Monthly	$8,783.88	$12,041.16
		Annual	$105,406.60	$144,493.96
Customer Service Representative I	OU35	Hourly	$33.3041	$45.6541
		Monthly	$5,772.72	$7,913.38
		Annual	$69,272.58	$94,960.58
Customer Service Representative II	OU39	Hourly	$36.7615	$50.3937
		Monthly	$6,371.99	$8,734.92
		Annual	$76,463.92	$104,819.00
Engineering Technician I	OU45	Hourly	$42.6323	$58.4412
		Monthly	$7,389.59	$10,129.82
		Annual	$88,675.08	$121,557.80
Engineering Technician II	OU49	Hourly	$47.0580	$64.5081
		Monthly	$8,156.72	$11,181.41
		Annual	$97,880.64	$134,176.90
GIS Coordinator	OU56	Hourly	$55.9371	$76.6799
		Monthly	$9,695.77	$13,291.18
		Annual	$116,349.22	$159,494.14
Purchasing/Warehouse Specialist	OU42	Hourly	$39.5882	$54.2684
		Monthly	$6,861.96	$9,406.52
		Annual	$82,343.56	$112,878.22
Senior Accounting Technician	OU45	Hourly	$42.6323	$58.4412
		Monthly	$7,389.59	$10,129.82
		Annual	$88,675.08	$121,557.80
Senior Customer Service Representative	OU45	Hourly	$42.6323	$58.4412
		Monthly	$7,389.59	$10,129.82
		Annual	$88,675.08	$121,557.80
Systems Coordinator	OU56	HOURLY	$55.9371	$76.6799
		MONTHLY	$9,695.77	$13,291.18
		ANNUAL	$116,349.22	$159,494.14
Technology Support Specialist	OU52	HOURLY	$50.6763	$69.4682
		MONTHLY	$8,783.88	$12,041.16
		ANNUAL	$105,406.60	$144,493.96

(b) Whenever possible, personnel will be hired at the above listed starting salary. With the approval of the General Manager, advanced step placement is possible to recruit an exceptionally well qualified candidate or to complete a difficult recruitment. Employees will be subject to annual merit review for possible increases in accordance with the units' collective bargaining agreement.

Section 3. Supervisor, Professional & Confidential Unit Classifications: Effective January 1, 2027

(a) Effective January 1, 2027, classifications in the Supervisor, Professional & Confidential Unit shall be paid between the following starting and ending salaries.

CLASSIFICATION	RANGE	PAY TYPE	STARTING SALARY	ENDING SALARY
Accountant	SP57	Hourly	$49.5511	$64.4262
		Monthly	$8,588.86	$11,167.22
		Annual	$103,066.34	$134,006.60
Accounting Supervisor	SP70	Hourly	$68.3065	$88.8121
		Monthly	$11,839.79	$15,394.10
		Annual	$142,077.52	$184,729.22
Applications Analyst	SP65	Hourly	$60.3732	$78.4970
		Monthly	$10,464.70	$13,606.15
		Annual	$125,576.36	$163,273.76
Assistant Engineer	SP63	Hourly	$57.4640	$74.7147
		Monthly	$9,960.43	$12,950.56
		Annual	$119,525.12	$155,406.68
Associate Engineer	SP68	Hourly	$65.0152	$84.5327
		Monthly	$11,269.31	$14,652.34
		Annual	$135,231.72	$175,828.12
Chief Water Distribution Operator	SP67	Hourly	$63.4296	$82.4709
		Monthly	$10,994.47	$14,294.95
		Annual	$131,933.62	$171,539.42
Chief Water Reclamation Plant Operator	SP69	Hourly	$66.6406	$86.6462
		Monthly	$11,551.04	$15,018.68
		Annual	$138,612.50	$180,224.20
Chief Water Treatment Plant Operator	SP67	Hourly	$63.4296	$82.4709
		Monthly	$10,994.47	$14,294.95
		Annual	$131,933.62	$171,539.42
Compost Operations Supervisor	SP67	Hourly	$63.4296	$82.4709
		Monthly	$10,994.47	$14,294.95
		Annual	$131,933.62	$171,539.42
Construction Supervisor	SP67	Hourly	$63.4296	$82.4709
		Monthly	$10,994.47	$14,294.95
		Annual	$131,933.62	$171,539.42
Control Systems Supervisor	SP70	Hourly	$68.3065	$88.8121
		Monthly	$11,839.79	$15,394.10
		Annual	$142,077.52	$184,729.22

Customer Service Office Supervisor	SP67	Hourly	$63.4296	$82.4709
		Monthly	$10,994.47	$14,294.95
		Annual	$131,933.62	$171,539.42
Customer Service Operations Supervisor	SP67	Hourly	$63.4296	$82.4709
		Monthly	$10,994.47	$14,294.95
		Annual	$131,933.62	$171,539.42
Customer Service Programs Supervisor	SP67	Hourly	$63.4296	$82.4709
		Monthly	$10,994.47	$14,294.95
		Annual	$131,933.62	$171,539.42
Electrical/Instrumentation Supervisor	SP67	Hourly	$63.4296	$82.4709
		Monthly	$10,994.47	$14,294.95
		Annual	$131,933.62	$171,539.42
Engineering Program Manager	SP81	Hourly	$89.6242	$116.5293
		Monthly	$15,534.87	$20,198.40
		Annual	$186,418.44	$242,380.84
Executive Assistant/Clerk of the Board	SP70	Hourly	$68.3065	$88.8121
		Monthly	$11,839.79	$15,394.10
		Annual	$142,077.52	$184,729.22
Facilities Maintenance Supervisor	SP67	Hourly	$63.4296	$82.4709
		Monthly	$10,994.47	$14,294.95
		Annual	$131,933.62	$171,539.42
Financial Analyst I	SP60	Hourly	$53.3610	$69.3800
		Monthly	$9,249.24	$12,025.87
		Annual	$110,990.88	$144,310.40
Financial Analyst II	SP66	Hourly	$61.8824	$80.4595
		Monthly	$10,726.28	$13,946.31
		Annual	$128,715.34	$167,355.76
Human Resources Analyst I	SP60	Hourly	$53.3610	$69.3800
		Monthly	$9,249.24	$12,025.87
		Annual	$110,990.88	$144,310.40
Human Resources Analyst II	SP66	Hourly	$61.8824	$80.4595
		Monthly	$10,726.28	$13,946.31
		Annual	$128,715.34	$167,355.76
Human Resources Coordinator	SP54	Hourly	$46.0129	$59.8261
		Monthly	$7,975.57	$10,369.86
		Annual	$95,706.78	$124,438.34
Legislative Program Manager	SP74	Hourly	$75.3977	$98.0321
		Monthly	$13,068.94	$16,992.24
		Annual	$156,827.32	$203,906.82
Management Analyst I	SP60	Hourly	$53.3610	$69.3800
		Monthly	$9,249.24	$12,025.87
		Annual	$110,990.88	$144,310.40
Management Analyst II	SP66	Hourly	$61.8824	$80.4595
		Monthly	$10,726.28	$13,946.31
		Annual	$128,715.34	$167,355.76
Network & Security Analyst	SP65	Hourly	$60.3732	$78.4970
		Monthly	$10,464.70	$13,606.15
		Annual	$125,576.36	$163,273.76
Network & Security Engineer	SP70	Hourly	$68.3065	$88.8121
		Monthly	$11,839.79	$15,394.10
		Annual	$142,077.52	$184,729.22

Principal Financial Analyst	SP70	Hourly	$68.3065	$88.8121
		Monthly	$11,839.79	$15,394.10
		Annual	$142,077.52	$184,729.22
Principal Human Resources Analyst	SP70	Hourly	$68.3065	$88.8121
		Monthly	$11,839.79	$15,394.10
		Annual	$142,077.52	$184,729.22
Principal Technology Analyst	SP70	Hourly	$68.3065	$88.8121
		Monthly	$11,839.79	$15,394.10
		Annual	$142,077.52	$184,729.22
Public Affairs Associate I	SP59	Hourly	$52.0596	$67.6877
		Monthly	$9,023.67	$11,732.54
		Annual	$108,284.02	$140,790.52
Public Affairs Associate II	SP65	Hourly	$60.3732	$78.4970
		Monthly	$10,464.70	$13,606.15
		Annual	$125,576.36	$163,273.76
Purchasing Supervisor	SP67	Hourly	$63.4296	$82.4709
		Monthly	$10,994.47	$14,294.95
		Annual	$131,933.62	$171,539.42
Resource Conservation Specialist I	SP59	Hourly	$52.0596	$67.6877
		Monthly	$9,023.67	$11,732.54
		Annual	$108,284.02	$140,790.52
Resource Conservation Specialist II	SP65	Hourly	$60.3732	$78.4970
		Monthly	$10,464.70	$13,606.15
		Annual	$125,576.36	$163,273.76
Resource Conservation Supervisor	SP69	Hourly	$66.6406	$86.6462
		Monthly	$11,551.04	$15,018.68
		Annual	$138,612.50	$180,224.20
SCADA Analyst	SP65	Hourly	$60.3732	$78.4970
		Monthly	$10,464.70	$13,606.15
		Annual	$125,576.36	$163,273.76
Senior Engineer	SP75	Hourly	$77.2827	$100.4829
		Monthly	$13,395.68	$17,417.03
		Annual	$160,748.12	$209,004.38
Senior Public Affairs Associate	SP69	Hourly	$66.6406	$86.6462
		Monthly	$11,551.04	$15,018.68
		Annual	$138,612.50	$180,224.20
Technical Services Supervisor	SP67	Hourly	$63.4296	$82.4709
		Monthly	$10,994.47	$14,294.95
		Annual	$131,933.62	$171,539.42
Water Quality Supervisor	SP69	Hourly	$66.6406	$86.6462
		Monthly	$11,551.04	$15,018.68
		Annual	$138,612.50	$180,224.20

(b) Starting and ending figures establish pay limits with no fixed intermediate steps. Movement of an employee between the figures shall be based on performance and in accordance with the unit's collective bargaining agreement.

Section 4. Management Unit Classifications: Effective January 1, 2027

(a) Effective January 1, 2027, classifications in the Management Unit shall be paid between the following starting and ending salaries.

CLASSIFICATION	RANGE	PAY TYPE	STARTING SALARY	ENDING SALARY
Customer Service Manager	M113	Hourly	$87.4649	$122.4508
		Monthly	$15,160.57	$21,224.80
		Annual	$181,926.84	$254,697.55
Facilities Manager	M113	Hourly	$87.4649	$122.4508
		Monthly	$15,160.57	$21,224.80
		Annual	$181,926.84	$254,697.55
Facilities Manager/Engineer	M115	Hourly	$91.8928	$128.6499
		Monthly	$15,928.08	$22,299.31
		Annual	$191,136.95	$267,591.70
Finance Manager	M113	Hourly	$87.4649	$122.4508
		Monthly	$15,160.57	$21,224.80
		Annual	$181,926.84	$254,697.55
Finance Manager/CPA	M115	Hourly	$91.8928	$128.6499
		Monthly	$15,928.08	$22,299.31
		Annual	$191,136.95	$267,591.70
Information Systems Manager	M115	Hourly	$91.8928	$128.6499
		Monthly	$15,928.08	$22,299.31
		Annual	$191,136.95	$267,591.70
Principal Engineer	M115	Hourly	$91.8928	$128.6499
		Monthly	$15,928.08	$22,299.31
		Annual	$191,136.95	$267,591.70
Public Affairs & Communications Manager	M113	Hourly	$87.4649	$122.4508
		Monthly	$15,160.57	$21,224.80
		Annual	$181,926.84	$254,697.55
Resource Conservation Manager	M113	Hourly	$87.4649	$122.4508
		Monthly	$15,160.57	$21,224.80
		Annual	$181,926.84	$254,697.55
Water Reclamation Manager	M113	Hourly	$87.4649	$122.4508
		Monthly	$15,160.57	$21,224.80
		Annual	$181,926.84	$254,697.55
Water Reclamation Manager/Engineer	M115	Hourly	$91.8928	$128.6499
		Monthly	$15,928.08	$22,299.31
		Annual	$191,136.95	$267,591.70
Water Systems Manager	M113	Hourly	$87.4649	$122.4508
		Monthly	$15,160.57	$21,224.80
		Annual	$181,926.84	$254,697.55
Water Systems Manager/Engineer	M115	Hourly	$91.8928	$128.6499
		Monthly	$15,928.08	$22,299.31
		Annual	$191,136.95	$267,591.70

(b) Starting and ending figures establish pay limits with no fixed intermediate steps. Movement of an employee between the figures shall be based on performance and in accordance with the unit's collective bargaining agreement.

Section 5. Unrepresented Classifications: Effective January 1, 2027

(a) Effective January 1, 2027, classifications that are unrepresented shall be paid between the following starting and ending salaries.

CLASSIFICATION	RANGE	PAY TYPE	STARTING SALARY	ENDING SALARY
Assistant General Manager	E164	Hourly	$114.4473	$171.6710
		Monthly	$19,837.53	$29,756.30
		Annual	$238,050.30	$357,075.59
Director of Engineering & Facilities	E159	Hourly	$101.1548	$151.7321
		Monthly	$17,533.48	$26,300.22
		Annual	$210,401.80	$315,602.69
Director of External Affairs	E159	Hourly	$101.1548	$151.7321
		Monthly	$17,533.48	$26,300.22
		Annual	$210,401.80	$315,602.69
Director of Finance & Technology	E159	Hourly	$101.1548	$151.7321
		Monthly	$17,533.48	$26,300.22
		Annual	$210,401.80	$315,602.69
Director of Human Resources & Risk Management	E155	Hourly	$91.6413	$137.4618
		Monthly	$15,884.48	$23,826.71
		Annual	$190,613.71	$285,920.56
Director of Water Operations	E159	Hourly	$101.1548	$151.7321
		Monthly	$17,533.48	$26,300.22
		Annual	$210,401.80	$315,602.69

(b) Starting and ending figures establish pay limits with no fixed intermediate steps. Movement of an employee between the figures shall be based on performance and with the approval of the General Manager.

Section 6. Employment Contract Positions

(a) The General Manager position will be paid in accordance with a signed and approved employment contract to be amended by the Board as deemed necessary.

CLASSIFICATION	PAY TYPE	STARTING SALARY
General Manager	Hourly	$210.7955
	Annual	$438,454.72

Section 7. Temporary Positions

(a) Temporary positions are not eligible for benefits other than salary; and temporary part-time positions shall be paid in accordance with the type of work performed.

(b) Student Workers shall be paid in accordance with the current California Minimum Wage.

(c) Interns:
(1) Candidates for Bachelor's degree programs shall be paid $19.30 per hour.
(2) Candidates for Master's degree programs shall be paid $21.40 per hour.
(3) Candidates for Doctoral degree programs shall be paid $23.50 per hour.

PASSED, APPROVED AND ADOPTED this 30th day of November 2026.

Board President

ATTEST:

Board Secretary

APPROVED AS TO FORM:

District Counsel

(SEAL)

MANAGEMENT HANDBOOK OF BENEFITS

As required by Section 2-4.103 of the LVMWD Administrative Code

For

Assistant General Managers & Department Directors ~~& Human Resources Manager~~

Effective January 1, ~~2026~~2027

TABLE OF CONTENTS

WHAT POSITIONS ARE COVERED BY THE MANAGEMENT HANDBOOK? 5
BEREAVEMENT LEAVE 6
CELLULAR TELEPHONE 7
DEFERRED COMPENSATION PLAN 8
EDUCATIONAL ASSISTANCE PROGRAM 9
FAMILY AND MEDICAL LEAVE 10
HOLIDAYS 11
INSURANCE 12
JURY DUTY 15
LEAVE OF ABSENCE 16
MANAGEMENT LEAVE 17
PARENTAL LEAVE 18
PHYSICAL FITNESS PROGRAM 19
PREGNANCY LEAVE 20
PROFESSIONAL ORGANIZATIONS REIMBURSEMENT 21
REPRODUCTIVE LOSS LEAVE 22
RETIREMENT – Public Employees Retirement System 23
RETIREMENT – Social Security/Medicare 24
SALARY ADMINISTRATION 25
SENIORITY BONUS 27
SICK LEAVE 28
SICK LEAVE PAYOFF 29
TELEWORKING 30
VACATION SCHEDULE 31

LVMWDLEADERSHIPMODEL

Leadership Principle	SupportingBehavior
Being Fair	*I will* 1. Assign duties fairly 2. Promote fairness in the application of District policies and procedures 3. Willingly explain to others the basis for my decisions 4. Show consistency in my actions 5. Treat others as I would like to be treated
Demonstrating Commitment	*I will* 1. Support decisions made by my Department, the District or the Board 2. Support the efforts of other Departments 3. Support and follow through on my commitments and decisions to my Employees 4. Make timely decisions
Being Responsible and Accountable	*I will* 1. Lead by example 2. Accept total responsibility for my own actions 3. Acknowledge my own mistakes and not blame others 4. Provide input on topics of concern *before* decisions are made 5. Inform others as soon as I know when I cannot keep a commitment or promise. 6. Regularly give my employees complete and accurate information on their performance along with clear and concise expectation of future performance. 7. Continue my personal growth in management, my professional field, as well as water/wastewater management through education, certification and participation in professional associations
Having Integrity	*I will* 1. Keep my word and commitments 2. Say what I mean and mean what I say; have the courage to be forthright and straightforward 3. Set and enforce high standards for services and products we receive from others or distribute from my work group 4. Set/develop high standards for hiring/promoting people 5. Support and follow the intent of District policies and procedures 6. Conduct myself at the highest level of ethical standards
Being an Effective Communicator	*I will* 1. Speak clearly and concisely; make my message and intent easy to understand 2. Regularly and frequently inform those who should know of my work progress and intentions 3. Regularly and frequently give each member of my staff pertinent feedback on how they are performing with suggestions for improvement when appropriate 4. Be an active listener, demonstrating understanding without judging or criticizing the other person 5. Be an active participant in meetings; when I have nothing to add I will invite quiet members to contribute

Leadership Principle	SupportingBehavior
Being Innovative and Encouraging Innovation	*I will* 1. Ask myself and employees "What is the right thing to be doing" before starting any new assignment 2. Not whine about what is wrong; I will look for ways to be part of the solution 3. Encourage new ideas and methods from others 4. Not criticize new ideas; I will help others think through their ideas by asking for the "pros' and "cons" of new ideas 5. Spend at least 5% of my work time staying up-to-date on industry trends by reading, attending conferences, visiting other agencies, ... talking with others in the industry, etc.
Being a Mentor	*I will* 1. Review the developmental needs of each employee at least annually and work with each employee to create a development plan that is appropriate for him or her 2. Make sure employees get the training opportunities they need and I will meet with each of them before and after training to make sure they use the training 3. Work with other groups and Departments to make sure employees receive needed cross-training 4. When an employee makes a mistake ask what he or she learned and how can it be prevented from happening again 5. Be available to other employees outside my own work area to be a good active listener or to share my experiences, strategies and successes
Developing and Supporting Effective Teams	*I will* 1. Hold a team meeting at least once every two weeks; stay within time limits (e.g. 30 minutes) 2. Share what I know from other District sources 3. Invite each person in the team to participate by sharing what they are doing or by asking questions 4. Recognize those who make contributions, especially those who have new or different ideas 5. Not tolerate disparaging comments by team members toward each other or other staff 6. Ask the team at each meeting if there is anything we can be doing better

WHAT POSITIONS ARE COVERED BY THE MANAGEMENT HANDBOOK?

Positions covered by benefits contained in this Management Handbook are:

	Supervisory Responsibility	Exempt Under FLSA
Assistant General Manager	**Yes**	**Yes**
Director of Engineering & Facilities	**Yes**	**Yes**
Director of External Affairs	**Yes**	**Yes**
Director of Finance & Technology	**Yes**	**Yes**
Director of Human Resources & Risk Management	**Yes**	**Yes**
Director of Water Operations	**Yes**	**Yes**
~~Human Resources Manager~~	~~**Yes**~~	~~**Yes**~~

BEREAVEMENT LEAVE

In the case of death of an employee's immediate family member, the employee will be eligible to take 40 hours or five days, whichever is greater, off from work as bereavement leave.

These days, if requested, need not be consecutive. "Immediate family" is designated as the spouse/registered domestic partner, child (including step and foster), parent (including step and foster), sibling (including step and foster), grandparent or grandchild (including step and foster) of the employee or the employee's spouse/registered domestic partner.

The District shall pay an employee up to 27 hours as bereavement, however, if the employee must travel more than 500 miles one way to attend services of the employee's immediate family member, the District shall provide up to 40 hours as paid bereavement leave. The employee must use their accrued leave, to the extent available, to cover any bereavement leave not paid for by the District. If no accrued leave is available, those additional hours/days of bereavement leave shall be unpaid.

The District may provide additional bereavement leave upon request on a case-by-case basis, subject to the General Manager's or designee's written approval. Employees who request and are granted bereavement leave beyond the initial 40 hours or five days, whichever is greater, must utilize any accrued leave for those additional days/hours, if available, or such leave shall be unpaid.

The District may require that employees submit supportive documentation of the need for bereavement leave within 30 days of the employee's first day of bereavement leave.

CELLULARTELEPHONE

In lieu of a District-provided cellular telephone, employees will receive a stipend of $60 per month, payable monthly through the District's payroll system. Cellular telephones must be capable of voice, text, and data communications, including the sending and receiving of District electronic mail.

DEFERREDCOMPENSATIONPLAN

Unrepresented management employees may elect to participate in the District's Deferred Compensation Plan. The purpose of the Plan is to defer a portion of the employee's compensation for his/her use at retirement. Social Security taxes are paid at the time wages are earned while Federal and State income taxes are deferred until the employee withdraws the funds.

Participation in deferred compensation commences the month following sign-up for new employees.

Covered employees are eligible to have 3% of their base salary matched per 24 pay periods on a $1 to $1 basis.

For employees newly promoted or hired to positions at a date other than January 1, the district payment per calendar year shall be pro-rated for partial year employment.

All participation is optional to employees and is in accordance with plan rules and IRS regulations applicable to IRC Sections 401(a) and 457(b) deferred compensation plans. All employees considering participation in any deferred compensation plan are encouraged to consult with a tax accountant and/or attorney as the district neither promotes nor recommends employee participation.

In compliance with IRS regulations, new or promoted employees, upon initial eligibility for enrollment into the 401(a) plan, will have the one-time option to opt out for the lifetime of the plan. Employees who exercised their right to opt out do not have the option to opt back in during the lifetime of the plan. The enrollment status of the participant (active contributor or optout non-participant) will remain in effect for the lifetime of the plan. If opted in to the 401(a) plan, the District match specified above will be deposited into the 401(a) plan.

Upon an employee's separation from the District:

- If the employee is age 55 or older on the separation date, all cashable leave time must be contributed to the employee's 401(a) account, up to the IRS limit, except sick leave that must be contributed to the Post Employment Health Plan covered under "Insurance". After that contribution, the employee may elect to contribute any remaining cashable leave to their 457(b) account up to the IRS limit. Any cashable leave not contributed to the employee's 401(a) or 457(b) accounts will be disbursed to the employee in cash.

- If the employee is under age 55 on the separation date, the employee may elect to contribute their cashable leave to their 457(b) account, up to the IRS limit. Any cashable leave not contributed to the employee's 457(b) account will be disbursed to the employee in cash.

Additional details are available in the Human Resources Office.

EDUCATIONALASSISTANCEPROGRAM

General Manager may authorize attendance of employees at classes at District expense where the direct benefit to the District warrants. A refund of expenditures, to a maximum of$685.00 per class, for registration and course supplies will be made to the employee upon presentation of proof of completion with a passing grade.

FAMILY ANDMEDICAL LEAVE

Employees are granted rights for Family Medical Leave as provided under state and federal laws and pursuant to the Family Medical Leave Policy of the District.

HOLIDAYS

The district shall observe the holidays listed below and upon which the district is normally closed:

January 1
Martin Luther King Jr. Day
President's Day
Memorial Day
Independence Day
Labor Day
Veterans Day
Thanksgiving Day and the following Friday
December 24
December 25
December 31

If any of the holidays set forth above falls on the first day of a weekend, the holiday will be observed on the previous workday.

If any of the holidays set forth above falls on the last day of a weekend, the holiday will be observed on the following workday.

If any of the holidays set forth above falls on an employee's alternate Friday off, the employee will receive a floating holiday. Any floating holiday must be used by the end of the fiscal year.

INSURANCE

LIFEINSURANCE

Life insurance equivalent to the sum of $50,000 plus one year's salary, up to a maximum of $375,000, is provided by the District for each regular full-time employee upon completion of one month of continuous employment with the District and upon submission of application for membership. Employees not applying within thirty (30) days will be required to provide medical evidence of insurability. (NOTE: There is a tax liability for life insurance in excess of $50,000 per year.)

DENTALINSURANCE

The District provides dental insurance for regular, full-time employees, their spouses, domestic partner and unmarried dependent children who are under 26 years or who have a physical or mental disability regardless of age. Employees are eligible for dental coverage on the first of the month following the date of hire. Coverage for the employee's dependents becomes effective at the same time as the employee's personal coverage. Subscribing members may add new dependents within thirty-one (31) days of marriage or domestic partnership, in the case of a new spouse or registered domestic partner, or the date of birth or adoption, in the case of a child.

DISABILITYINSURANCE

The District shall provide short and long-term disability insurance for each employee. The District retains the right to select a plan(s) different from the current plan. Coverage commences after the employee has completed one month of continuous employment with the District and upon submission of an application for membership.

An employee eligible for disability benefits shall use available sick leave to cover time off during the 30-calendar day elimination period. After the elimination period, the employee has the option of using the balance of his/her sick leave or vacation leave to coordinate with gross income. The monthly benefit for the long-term disability plan will be two-thirds of the employee's monthly base up to a maximum of $15,000~~:~~.

~~Assistant General Managers~~	~~$15,000~~
~~Department Directors~~	~~$15,000~~
~~HR Manager~~	~~$13,425~~

MEDICALCOVERAGE

The District shall make every reasonable effort to provide health insurance coverage to employees in this Group subject to the District retaining the right to select a plan(s) different from the current plan.

For the ~~2025~~ 2026 plan year, the District pays up to $~~2,051.18~~ 2,153.74 per month for the employee's selected medical insurance plan.

Effective January 1, ~~2026~~2027, and each January 1 thereafter, the District's contribution towards the employee's selected medical insurance plan shall be adjusted based on the average change among the District's offered plans (Anthem Blue Cross Classic PPO, Anthem Blue Cross Advantage PPO, Anthem Blue Cross HMO plans, and Kaiser Permanente HMO

Plans)

from the prior year's monthly premium. The adjustment will not be less than 0% and will not exceed 5.0%. In the event the average change in monthly premium exceeds 5.0%, the excess shall be paid by the employee through automatic pre-tax payroll deductions as permitted by IRS Code Section 125.

The employee, his/her spouse, domestic partner and unmarried dependent children who are under 26 years or children who have a physical or mental disability regardless of age are eligible for medical insurance coverage on the first of the month following the date of hire. Subscribing members may add new dependents without a health statement within thirty-one (31) days of marriage or domestic partnership, in the case of a new spouse or domestic partner, or the date of birth or adoption, in the case of a child.

EXTENSION OF COVERAGE

The District will continue to contribute to an employee's medical, dental, vision, disability and basic life insurance premiums up to six (6) months duration during sickness or injury on the same terms and conditions as prior to the period of absence. Insurance will not be continued for leave-of-absence without pay for causes other than sickness or injury.

RETIREE MEDICAL

If the District changes plans or providers, there shall be no change to the level of health insurance benefits provided for District retirees.

a. Employees hired prior to March 31, 2006, who have at least five years of District service, shall have a retiree medical contribution equal to 100% of either the employee only (if the employee does not have a dependent) or the employee plus one (if the employee has a dependent) of any District plan (then being provided). If the employee has a dependent, the employee must designate the dependent at the time of retirement.

b. Retirees and covered dependents who reach the age of 65 must enroll in Medicare Part A and B no later than one month prior to their 65th birthday. Enrollment in Part D will be required if the provider of the health plan offers premium subsidies or incentives or requires enrollment in Medicare Part D. The District will be obligated to contribute the cost of the medical premiums only for those covered as provided herein.

c. Employees hired after March 31, 2006, and prior to January 1, 2014, and retire with at least 10 years of District service and are age 55 or older at retirement shall receive a retiree medical contribution in the amount of 75% of the Classic PPO rate of either the employee only Classic PPO rate (if the employee does not have a dependent) or the employee plus one Classic PPO rate (if the employee has a dependent)..

d. Employees hired after January 1, 2014, with at least 10 years of District service who are age 55 or older at retirement, shall receive a retiree medical benefit in the amount of 75% of the Kaiser Permanente Traditional HMO plan at the employee only level. Effective January 1, 2027, if the employee has a designated dependent at the time of retirement, the employee may choose to continue group coverage for one designated dependent. The employee shall pay for any difference in premium. The employee must notify Human Resources at the time of retirement whether they wish to continue coverage for an existing dependent. If they elect to continue coverage

for their dependent, the retiree is responsible for paying the premium amount. If they elect to discontinue coverage for their dependent, at any time, this action is irrevocable, and they cannot add their dependent back on their plan at a later date.

Employees have agreed to contribute $230 per pay period plus 100% of cashable sick leave upon separation towards a Post-Employment Health Plan (PEHP).

VISION CARE

The district will provide a vision program through a third party vendor at no cost to the employee. The employee may elect to cover their spouse, domestic partner, and unmarried dependent children who are under 26 years or who have a physical or mental disability regardless of age. Employees and eligible dependents are eligible for vision coverage on the first of the month following the date of hire, by paying for such coverage. Subscribing members may add new dependents within thirty-one (31) days of marriage or domestic partnership, in the case of a new spouse or registered domestic partner, or the date of birth or adoption, in the case of a child.

JURYDUTY

Full-time, regular employees will be paid his/her regular salary while he/she is on jury duty for up to 240 hours per fiscal year, less the amount received from the Court for such service as a juror. An attendance record from the Court for the time spent on jury duty and a copy of the check for such service must be submitted to the District's payroll section. The amount received from the Court for service as a juror will be deducted from the employee's paycheck following completion of such service.

LEAVE OF ABSENCE

A leave of absence without pay may be granted by the Assistant General Manager and Department Directors for up to 40 hours within a fiscal year. Such leaves do not require General Manager approval, except leave for Assistant General Managers.

Such leave without pay must be pre-approved before the time can actually be used. Also, such leaves may be taken even if the employee has existing comp time or vacation on the books. In no case, may a leave of absence without pay exceed 40 hours in a fiscal year without the General Manager's approval.

In addition, leave without pay may be granted by the General Manager and shall not exceed a continuous period of 30 calendar days, except for extended unpaid sick leave, military leave, pregnancy leave, parental leave, and family and medical leave.

Vacation and sick leave benefits are not earned nor holidays paid during leave without pay. Leave of absence without pay includes unpaid sick leave, military leave, pregnancy leave, parental leave, and family and medical leave or any other leave where the District is not paying wages to the employee.

MANAGEMENT LEAVE

Assistant General Managers and Department Directors receive 88 hours ~~and the Human Resources Manager receives 72 hours~~ of management leave, which is granted each fiscal year beginning July 1 and is for use within the fiscal year it is granted ending June 30. Employees entering into the Executive/ Unrepresented group as a new employee to the District or as an internal employee from a unit not eligible for management leave will be granted management leave on a monthly prorated basis based on their hire/promotion date. Employees entering the Executive/Unrepresented group as an internal employee currently receiving fewer hours of management leave under a different unit will be granted the difference between the number of hours granted under their previous unit and the number of hours granted under the Executive/Unrepresented group on a monthly prorated basis based on their promotion date.

At the end of each fiscal year the following shall occur:

All management leave must be used; or

Assistant General Managers and Department Directors may sell back up to 60 hours ~~and the Human Resources Manager may sell back up to 50 hours~~ of unused management leave, ~~respectively,~~ provided they have used 80 hours of vacation and/or management leave within the fiscal year ending June 30; and

In lieu of forfeiture, the employee may donate any unused management leave to the Catastrophic Leave Bank.

PARENTALLEAVE

An employee may be granted an unpaid leave of absence for not more than 1,040 hours to care for or to bond with their newly born or adopted child. Such leave is to be completed within one year after the date of birth or adoption.

An employee who is granted such leave must use it concurrently with FMLA/CFRA. However, once the employee has exhausted the 12 weeks of leave as provided by FMLA/CFRA, the employee will be responsible for the cost of group insurance (medical, dental, vision, disability and life).

PHYSICALFITNESS PROGRAM

An amount of $500 shall be made available to employees every July 1 for payment of costs with primary emphasis on preventive health maintenance, relative to obtaining/receiving a comprehensive physical examination, memberships to private gym facilities, purchase of home gym equipment, or membership fees for at-home fitness programs. Gym and at-home fitness memberships and purchase of home gym equipment will be reimbursed following proof of payment Expenses will be reimbursed to the employee after they are incurred relative to receipt of a medical examination and required exam-related follow up procedures/activities to the extent such expenses are not covered by the employee's district-provided medical insurance coverage. Gym memberships will be reimbursed following proof of payment. Costs not covered by the dental or vision care programs are not reimbursable under this benefit.

Documentation must be provided to ~~the~~ Human Resources ~~Manager~~ of medical examination by a licensed physician before reimbursement will be authorized.

PREGNANCYLEAVE

The district will provide pregnancy leave for an employee as required by State and Federal law.

Employees who are temporarily unable to perform their usual and customary work due to a pregnancy-related disability, will be granted a pregnancy leave of absence.

Pregnancy Leaves will be granted on the basis of a physician's written statement that an employee is no longer able to work due to a pregnancy-related disability.

An employee who is granted a pregnancy leave is required to utilize accrued sick leave, if available, until the commencement of disability payments. The employee may then coordinate salary and disability payments as provided in STD Insurance. The District will continue to pay group insurance premiums while the employee is on paid leave. Once the employee is in an unpaid status, insurance premiums will be the responsibility of the employee.

An employee who plans to take a pregnancy leave must provide the District reasonable notice of the date the leave will commence, the estimated duration of the leave, and the date on which it is expected the employee will be able to return to work. When an unplanned medical situation or emergency occurs that does not allow the employee to provide advance notification of the need for a pregnancy leave, the employee must cause the District to be notified of the situation within three working days. Without notification to the District, the employee will be considered to have voluntarily resigned.

Pregnancy disability leave may be granted up to a maximum of four months in duration. Employees returning to work after any pregnancy leave must have a written release from a physician verifying that they are able to return to work and safely perform their duties.

Employees who return to work from a Pregnancy Leave will be accorded the same reinstatement rights as an employee returning from any other form of disability leave.

PROFESSIONALORGANIZATIONSREIMBURSEMENT

Employees may be reimbursed for personal memberships in professional organizations which benefit both the employee's field of expertise and the District by the employee's direct involvement in the organization as approved by the General Manager.

REPRODUCTIVE LOSS LEAVE

Effective January 1, 2024, employees shall be eligible to take up to five days (including non-consecutive days) of reproductive loss leave. Reproductive loss leave shall be unpaid, however, the employee may use available leave banks (including sick or vacation leave) to cover the unpaid time. The reproductive loss leave must occur within three months of the reproductive loss event, as defined by Government Code section 12945.6.

Reproductive loss leave means a day or, for a multiple-day event, the final day of a failed adoption, failed surrogacy, miscarriage, stillbirth, or an unsuccessful assisted reproduction as those terms are defined by Government Code section 12945.6.

RETIREMENT – Public Employees Retirement System

The District contracts with CalPERS to provide retirement benefits to employees. Employees who are described as "classic employees" under the Public Employees' Retirement Law, receive the 2% at 55 benefit formula. The District provides Full Formula CalPERS coverage for past and future service of its employees. Employees are eligible to retire at age 50.

Employees hired on or after January 1, 2013 who are "new members" as defined in the Public Employees' Pension Reform Act of 2013 (PEPRA), are provided the following retirement benefits: 2% @ 62 benefit formula with a three year (36 month) final compensation period. Employees may designate the highest 36 month period. Employees will pay one-half of the total normal cost rate as determined by CalPERS.

The District pays the required employer contribution for employees' retirement benefit as required by CalPERS.

Effective March 15, 2014, employees shall pay their seven percent (7%) member contribution. On this date, since the classic employees will be paying the entire employee/member contribution, the District will no longer report member contribution as compensation earnable to CalPERS.

If any employee terminates employment with the District before retirement, his/her contributions plus accrued interest may be refunded upon application to the Public Employees Retirement System. Contributions may be left on deposit until normal retirement age is reached if the employee has a vested interest; i.e., 5 years' service. Employees who expect to commence employment with another PERS-covered agency are not permitted by PERS to withdraw their contributions.

Additional details are available in the Human Resources Office.

RETIREMENT – Social Security/Medicare

The District also participates in the Social Security program of the Federal government. FICA/Medicare tax will be deducted from an employee's pay as required by Federal law.

SALARYADMINISTRATION

The District maintains a Salary Program for all unrepresented management employees which:

Establishes externally competitive and internally equitable pay levels.

Enables the District to control compensation costs in proper relation to total costs.

Complies with applicable federal and state laws.

The major elements of the base salary program are:

A. OrganizationStructure
B. Position Definition
C. Position Evaluation
D. Salary Structure
E. PerformanceAppraisal
F. Salary Review
G. PromotionalIncrease
H. PerformanceIncentive

Through utilizing the following procedures, management can be assured that employees:

- Are being treated equitably with regard to salary matters;
- Are being paid externally and internally competitive salaries; and
- Have the opportunity to be rewarded for performance in a systematic non-discriminatory manner.

POSITIONEVALUATION

Based upon the approved position definition, each position is periodically evaluated to ensure external and internal compensation equity for District.

1. ExternallyCompetitive

   External competitiveness is determined by periodically surveying the marketplace for average salaries paid. The approved position definition is used to compare the scope and responsibility of the position being surveyed. Private and published surveys of labor market competitors are used to determine the average salary paid in the market place based on markets in which the district competes for talent and the level at which we will compete.

2. Internal Equity

   Internal equity is evaluated by grouping positions of similar scope and responsibility within the organization. This is accomplished through successively higher levels of management aligning positions of relatively comparable value based upon such factors as knowledge and skill required for the position, complexity and supervisory responsibility exercised.

Based upon the above factors, positions are evaluated and assigned a base salary range that provides employees an opportunity to earn a salary that is externally competitive and internally equitable.

SALARYSTRUCTURE

The salary structure consists of a series of salary ranges. Each position has a dollar rate range with an established maximum pay control point. Human Resources will maintain current salary schedules.

EMPLOYEE COMMUNICATION

To achieve the objectives of the Salary Program and its potential benefits, each employee should know what the program is intended to accomplish and how it affects him/her. At a minimum, each employee should know:

- The salary range of his/her position;
- His/her place in that range;
- The rationale and evidence for any salary adjustment decision;
- The manager's view of how well the employee is accomplishing the objectives of the position and the long range outlook for position and salary advancement.

The communications supporting salary administration should be a two-way process. Each employee should be encouraged to discuss his/her work assignment or work relationship and opportunities for advancement. Depending on individual circumstances, the manager may wish to schedule a separate meeting for such a discussion.

INITIAL HIRING AND SALARY RANGE PLACEMENT

Before an applicant may be hired for any position, the position definition must be prepared and approved. In addition, the position itself must have been approved by the Board of Directors. Management will review the position and evaluate the current need to fill the position.

As a general rule the hiring salary for new employees shall be at that point in the salary range which reflects his/her experience, knowledge, skills, and abilities he/she brings to the job under consideration.

SENIORITYBONUS

The District recognizes seniority and provides for the following cash sums payable annually as of January 1st of each year:

After 10 years of District Service	$1,000
After 15 years of District Service	$1,500
After 20 years of District Service	$2,000

SICKLEAVE

Full-time, regular employees are provided sick leave with pay under the conditions outlined below.

A. If an employee has accumulated sick leave, it shall be used for the following:
   1. When an employee is ill.
   2. When a member of an employee's immediate family is ill, and the employee must care for such ill family member subject to Family Medical Leave Act policy limits.
   3. For visits to doctors, dentists and optometrists for physicals, treatment or preventativecare.
   4. For funerals in the immediate family. "Immediate family" is designated as the spouse/domestic partner, child, parent, sibling or grandparent of the employee or employee'sspouse/domesticpartner.
   5. Any reason permitted by law.

B. Sick leave accrual will be cumulative, without limit as to time, and if not taken in any given year, will be usable in subsequent year's employment, the purpose being to make accrued sick leave available to an employee in times of urgent need.

C. The amount of sick leave an employee is entitled to is computed to include weekends, holidays, paid vacation time and paid sick leave as continuous service.

D. Accrual of sick leave will be at the rate of eight hours per calendar month beginning with the date of hire and computed to the date of termination, prorated to the nearest hour.

E. The smallest unit for which sick leave will be granted will be one half-hour.

F. An employee who is absent on sick leave may be contacted by his/her Supervisor. For absences due to illness in excess of 5 days, or less, if justified in the opinion of the employee's supervisor, the employee must obtain a statement from his/her doctor stating: (a) that the employee could not work during the period of absence; and (b) that the employee is now able to return to work.

G. Frequent use of short periods of sick leave is indicative of inability to perform as expected by the District and may result in dismissal for lack of reliability.

SICK LEAVE PAYOFF

Annually, in December employees may submit an irrevocable election to receive payment of accrued sick leave up to the number of hours in the schedule below provided the employee maintains a sick leave balance of one hundred and twelve (112) hours following the payment. Payment shall be made the following December. For example, the irrevocable election form submitted in December ~~2023~~ 2027 will be for December ~~2024~~ 2028 payment. Human Resources will adjust the final number of hours cashed out, up to the number of hours elected, based on the table below and requirement to maintain 112 hours. For example, if any employee selects to cash out 96 hours and the employee took one day of sick leave, the cash out will be adjusted to 88 hours.

Sick Leave Days Used in the Calendar Year	Sick Leave Hours Payable at Calendar Year End
0	96
1	88
2	80
3	72
4	64
5	56
6	48
7	40
8	32
9	24
10	16
11	8
12	0

Irrevocable election formswill be provided by Human Resources.

UPON VOLUNTARY TERMINATION OF EMPLOYMENT

A program is provided for payment, upon voluntary resignation with notice, retirement or death, for accrued but unused sick leave earned after July 1, 1974. Vesting in the sick leave program and payment therefore will be on the following basis. The District and unrepresented employees have identified and shall participate in a post-employment health plan (PEHP) account for any amounts cashed out upon termination.

A. After five years of full-time, regular employment with the District (the sixth year), an employee will be paid, upon voluntary termination, retirement or death, for 25% of all hours of accrued but unused sick leave at the rate of his/her then current base rate. An additional 5% of all hours of accrued but unused sick leave of his/her salary will be paid for each additional completed year of service.

B. Upon completion of 20 years of service with the District, the employee would be paid for 100% of unused sick leave.

. Upon separation, cashed out sick leave must be contributed to the PEHP account.

TELEWORKING

The District encourages, in appropriate circumstances, the creation of telework opportunities for employees. Telework has been found to benefit society by reducing energy consumption, decreasing environmental pollution and reducing traffic congestion. Additionally, telework has been found to benefit employers and employees by reducing office costs, saving commuting costs, allowing flexibility in work schedules and promoting a positive work/life balance. The General Manager may approve occasional or regular partial or full day telecommuting schedules that meet the operational needs and policies of the District.

VACATIONSCHEDULE

Vacations are subject to approval. Employees will be granted vacation leave with pay, if they have enough accrued vacation time to cover the amount of leave requested.

ENTITLEMENT

The number of hours an employee is entitled to for vacation leave with pay is computed as follows:

A. Full-time regular employees shall accrue vacation on the following basis. Part-time regular employees shall accrue vacation on a pro-rated basis.

During Service Years	Annual Entitlement Hours	Hours Accrued at end of Each Pay Period (based on 26 pay periods)
1,2&3	104	4.00
4,5 & 6	112	4.31
7, 8 & 9	120	4.62
10, 11 & 12	128	4.92
13,14 & 15	136	5.23
16, 17 & 18	144	5.54
19, 20 & 21	152	5.85
22, 23 & 24	160	6.15
25 & above	168	6.46

The maximum number of vacation hours that may be earned in any year is 168.

Accrual of vacation time will be by month beginning with the date of hire and computed to the date of termination, pro-rated to the nearest one-half day.

B. The vacation leave time earned each year will be available to the employee for vacation or may be accrued, wholly or partially, in the employee's Leave Account.

C. Normally, no more than 311 hours will be permitted to accrue in an employee's Leave Account.

D. The maximum vacation an employee can take is 21 consecutive working days, unless special circumstances warrant approval by the General Manager for a longer period.

E. Pay during vacation leave will be at the monthly rate currently paid the employee at the time the vacation is taken.

F. When an employee is discharged or terminated, he/she will be paid for his/her accumulated vacation leave at his/her then current rate of pay.

G. In computing the amount of vacation leave entitlement, holidays, weekends, paid vacation time and paid sick leave will be included as continuous service.

H. Vacation generally cannot be taken in lieu of sick leave except in certain family leave qualifying events.

I. Employees shall have the option to cash out up to 40 hours of accrued vacation leave in November of each year, provided 80 hours of vacation or management leave time has been used as time off during the preceding 12 months. Pursuant to IRS regulations, a non- revocable election must be made prior to December 31 of the preceding year for cash out at the conclusion of the calendar year.

MANAGEMENT HANDBOOK OF BENEFITS

As required by Section 2-4.103 of the LVMWD Administrative Code

For

Assistant General Managers &
Department Directors

Effective January 1, 2027

TABLE OF CONTENTS

WHAT POSITIONS ARE COVERED BY THE MANAGEMENT HANDBOOK? 5
BEREAVEMENT LEAVE 6
CELLULAR TELEPHONE 7
DEFERRED COMPENSATION PLAN 8
EDUCATIONAL ASSISTANCE PROGRAM 9
FAMILY AND MEDICAL LEAVE 10
HOLIDAYS 11
INSURANCE 12
JURY DUTY 15
LEAVE OF ABSENCE 16
MANAGEMENT LEAVE 17
PARENTAL LEAVE 18
PHYSICAL FITNESS PROGRAM 19
PREGNANCY LEAVE 20
PROFESSIONAL ORGANIZATIONS REIMBURSEMENT 21
REPRODUCTIVE LOSS LEAVE 22
RETIREMENT – Public Employees Retirement System 23
RETIREMENT – Social Security/Medicare 24
SALARY ADMINISTRATION 25
SENIORITY BONUS 27
SICK LEAVE 28
SICK LEAVE PAYOFF 29
TELEWORKING 30
VACATION SCHEDULE 31

LVMWD LEADERSHIP MODEL

Leadership Principle	SupportingBehavior
Being Fair	*I will* 1. Assign duties fairly 2. Promote fairness in the application of District policies and procedures 3. Willingly explain to others the basis for my decisions 4. Show consistency in my actions 5. Treat others as I would like to be treated
Demonstrating Commitment	*I will* 1. Support decisions made by my Department, the District or the Board 2. Support the efforts of other Departments 3. Support and follow through on my commitments and decisions to my Employees 4. Make timely decisions
Being Responsible and Accountable	*I will* 1. Lead by example 2. Accept total responsibility for my own actions 3. Acknowledge my own mistakes and not blame others 4. Provide input on topics of concern *before* decisions are made 5. Inform others as soon as I know when I cannot keep a commitment or promise. 6. Regularly give my employees complete and accurate information on their performance along with clear and concise expectation of future performance. 7. Continue my personal growth in management, my professional field, as well as water/wastewater management through education, certification and participation in professional associations
Having Integrity	*I will* 1. Keep my word and commitments 2. Say what I mean and mean what I say; have the courage to be forthright and straightforward 3. Set and enforce high standards for services and products we receive from others or distribute from my work group 4. Set/develop high standards for hiring/promoting people 5. Support and follow the intent of District policies and procedures 6. Conduct myself at the highest level of ethical standards
Being an Effective Communicator	*I will* 1. Speak clearly and concisely; make my message and intent easy to understand 2. Regularly and frequently inform those who should know of my work progress and intentions 3. Regularly and frequently give each member of my staff pertinent feedback on how they are performing with suggestions for improvement when appropriate 4. Be an active listener, demonstrating understanding without judging or criticizing the other person 5. Be an active participant in meetings; when I have nothing to add I will invite quiet members to contribute

Leadership Principle	Supporting Behavior
Being Innovative and Encouraging Innovation	*I will* 1. Ask myself and employees "What is the right thing to be doing" before starting any new assignment 2. Not whine about what is wrong; I will look for ways to be part of the solution 3. Encourage new ideas and methods from others 4. Not criticize new ideas; I will help others think through their ideas by asking for the "pros' and "cons" of new ideas 5. Spend at least 5% of my work time staying up-to-date on industry trends by reading, attending conferences, visiting other agencies, ... talking with others in the industry, etc.
Being a Mentor	*I will* 1. Review the developmental needs of each employee at least annually and work with each employee to create a development plan that is appropriate for him or her 2. Make sure employees get the training opportunities they need and I will meet with each of them before and after training to make sure they use the training 3. Work with other groups and Departments to make sure employees receive needed cross-training 4. When an employee makes a mistake ask what he or she learned and how can it be prevented from happening again 5. Be available to other employees outside my own work area to be a good active listener or to share my experiences, strategies and successes
Developing and Supporting Effective Teams	*I will* 1. Hold a team meeting at least once every two weeks; stay within time limits (e.g. 30 minutes) 2. Share what I know from other District sources 3. Invite each person in the team to participate by sharing what they are doing or by asking questions 4. Recognize those who make contributions, especially those who have new or different ideas 5. Not tolerate disparaging comments by team members toward each other or other staff 6. Ask the team at each meeting if there is anything we can be doing better

WHAT POSITIONS ARE COVERED BY THE MANAGEMENT HANDBOOK?

Positions covered by benefits contained in this Management Handbook are:

	Supervisory Responsibility	Exempt Under FLSA
Assistant General Manager	**Yes**	**Yes**
Director of Engineering & Facilities	**Yes**	**Yes**
Director of External Affairs	**Yes**	**Yes**
Director of Finance & Technology	**Yes**	**Yes**
Director of Human Resources & Risk Management	**Yes**	**Yes**
Director of Water Operations	**Yes**	**Yes**

BEREAVEMENT LEAVE

In the case of death of an employee's immediate family member, the employee will be eligible to take 40 hours or five days, whichever is greater, off from work as bereavement leave.

These days, if requested, need not be consecutive. "Immediate family" is designated as the spouse/registered domestic partner, child (including step and foster), parent (including step and foster), sibling (including step and foster), grandparent or grandchild (including step and foster) of the employee or the employee's spouse/registered domestic partner.

The District shall pay an employee up to 27 hours as bereavement, however, if the employee must travel more than 500 miles one way to attend services of the employee's immediate family member, the District shall provide up to 40 hours as paid bereavement leave. The employee must use their accrued leave, to the extent available, to cover any bereavement leave not paid for by the District. If no accrued leave is available, those additional hours/days of bereavement leave shall be unpaid.

The District may provide additional bereavement leave upon request on a case-by-case basis, subject to the General Manager's or designee's written approval. Employees who request and are granted bereavement leave beyond the initial 40 hours or five days, whichever is greater, must utilize any accrued leave for those additional days/hours, if available, or such leave shall be unpaid.

The District may require that employees submit supportive documentation of the need for bereavement leave within 30 days of the employee's first day of bereavement leave.

CELLULAR TELEPHONE

In lieu of a District-provided cellular telephone, employees will receive a stipend of $60 per month, payable monthly through the District's payroll system. Cellular telephones must be capable of voice, text, and data communications, including the sending and receiving of District electronic mail.

DEFERRED COMPENSATION PLAN

Unrepresented management employees may elect to participate in the District's Deferred Compensation Plan. The purpose of the Plan is to defer a portion of the employee's compensation for his/her use at retirement. Social Security taxes are paid at the time wages are earned while Federal and State income taxes are deferred until the employee withdraws the funds.

Participation in deferred compensation commences the month following sign-up for new employees.

Covered employees are eligible to have 3% of their base salary matched per 24 pay periods on a $1 to $1 basis.

For employees newly promoted or hired to positions at a date other than January 1, the district payment per calendar year shall be pro-rated for partial year employment.

All participation is optional to employees and is in accordance with plan rules and IRS regulations applicable to IRC Sections 401(a) and 457(b) deferred compensation plans. All employees considering participation in any deferred compensation plan are encouraged to consult with a tax accountant and/or attorney as the district neither promotes nor recommends employee participation.

In compliance with IRS regulations, new or promoted employees, upon initial eligibility for enrollment into the 401(a) plan, will have the one-time option to opt out for the lifetime of the plan. Employees who exercised their right to opt out do not have the option to opt back in during the lifetime of the plan. The enrollment status of the participant (active contributor or optout non-participant) will remain in effect for the lifetime of the plan. If opted in to the 401(a) plan, the District match specified above will be deposited into the 401(a) plan.

Upon an employee's separation from the District:

- If the employee is age 55 or older on the separation date, all cashable leave time must be contributed to the employee's 401(a) account, up to the IRS limit, except sick leave that must be contributed to the Post Employment Health Plan covered under "Insurance". After that contribution, the employee may elect to contribute any remaining cashable leave to their 457(b) account up to the IRS limit. Any cashable leave not contributed to the employee's 401(a) or 457(b) accounts will be disbursed to the employee in cash.

- If the employee is under age 55 on the separation date, the employee may elect to contribute their cashable leave to their 457(b) account, up to the IRS limit. Any cashable leave not contributed to the employee's 457(b) account will be disbursed to the employee in cash.

Additional details are available in the Human Resources Office.

EDUCATIONAL ASSISTANCE PROGRAM

General Manager may authorize attendance of employees at classes at District expense where the direct benefit to the District warrants. A refund of expenditures, to a maximum of$685.00 per class, for registration and course supplies will be made to the employee upon presentation of proof of completion with a passing grade.

FAMILY AND MEDICAL LEAVE

Employees are granted rights for Family Medical Leave as provided under state and federal laws and pursuant to the Family Medical Leave Policy of the District.

HOLIDAYS

The district shall observe the holidays listed below and upon which the district is normally closed:

January 1
Martin Luther King Jr. Day
President's Day
Memorial Day
Independence Day
Labor Day
Veterans Day
Thanksgiving Day and the following Friday
December 24
December 25
December 31

If any of the holidays set forth above falls on the first day of a weekend, the holiday will be observed on the previous workday.

If any of the holidays set forth above falls on the last day of a weekend, the holiday will be observed on the following workday.

If any of the holidays set forth above falls on an employee's alternate Friday off, the employee will receive a floating holiday. Any floating holiday must be used by the end of the fiscal year.

INSURANCE

LIFE INSURANCE

Life insurance equivalent to the sum of $50,000 plus one year's salary, up to a maximum of $375,000, is provided by the District for each regular full-time employee upon completion of one month of continuous employment with the District and upon submission of application for membership. Employees not applying within thirty (30) days will be required to provide medical evidence of insurability. (NOTE: There is a tax liability for life insurance in excess of $50,000 per year.)

DENTAL INSURANCE

The District provides dental insurance for regular, full-time employees, their spouses, domestic partner and unmarried dependent children who are under 26 years or who have a physical or mental disability regardless of age. Employees are eligible for dental coverage on the first of the month following the date of hire. Coverage for the employee's dependents becomes effective at the same time as the employee's personal coverage. Subscribing members may add new dependents within thirty-one (31) days of marriage or domestic partnership, in the case of a new spouse or registered domestic partner, or the date of birth or adoption, in the case of a child.

DISABILITY INSURANCE

The District shall provide short and long-term disability insurance for each employee. The District retains the right to select a plan(s) different from the current plan. Coverage commences after the employee has completed one month of continuous employment with the District and upon submission of an application for membership.

An employee eligible for disability benefits shall use available sick leave to cover time off during the 30-calendar day elimination period. After the elimination period, the employee has the option of using the balance of his/her sick leave or vacation leave to coordinate with gross income. The monthly benefit for the long-term disability plan will be two-thirds of the employee's monthly base up to a maximum of $15,000.

MEDICAL COVERAGE

The District shall make every reasonable effort to provide health insurance coverage to employees in this Group subject to the District retaining the right to select a plan(s) different from the current plan.

For the 2026 plan year, the District pays up to $2,153.74 per month for the employee's selected medical insurance plan.

Effective January 1, 2027, and each January 1 thereafter, the District's contribution towards the employee's selected medical insurance plan shall be adjusted based on the average change among the District's offered plans (Anthem Blue Cross Classic PPO, Anthem Blue Cross Advantage PPO, Anthem Blue Cross HMO plans, and Kaiser Permanente HMO Plans)

from the prior year's monthly premium. The adjustment will not be less than 0% and will not exceed 5.0%. In the event the average change in monthly premium exceeds 5.0%, the excess shall be paid by the employee through automatic pre-tax payroll deductions as permitted by IRS Code Section 125.

The employee, his/her spouse, domestic partner and unmarried dependent children who are under 26 years or children who have a physical or mental disability regardless of age are eligible for medical insurance coverage on the first of the month following the date of hire. Subscribing members may add new dependents without a health statement within thirty-one (31) days of marriage or domestic partnership, in the case of a new spouse or domestic partner, or the date of birth or adoption, in the case of a child.

EXTENSION OF COVERAGE

The District will continue to contribute to an employee's medical, dental, vision, disability and basic life insurance premiums up to six (6) months duration during sickness or injury on the same terms and conditions as prior to the period of absence. Insurance will not be continued for leave-of-absence without pay for causes other than sickness or injury.

RETIREE MEDICAL

If the District changes plans or providers, there shall be no change to the level of health insurance benefits provided for District retirees.

a. Employees hired prior to March 31, 2006, who have at least five years of District service, shall have a retiree medical contribution equal to 100% of either the employee only (if the employee does not have a dependent) or the employee plus one (if the employee has a dependent) of any District plan (then being provided). If the employee has a dependent, the employee must designate the dependent at the time of retirement.

b. Retirees and covered dependents who reach the age of 65 must enroll in Medicare Part A and B no later than one month prior to their 65th birthday. Enrollment in Part D will be required if the provider of the health plan offers premium subsidies or incentives or requires enrollment in Medicare Part D. The District will be obligated to contribute the cost of the medical premiums only for those covered as provided herein.

c. Employees hired after March 31, 2006, and prior to January 1, 2014, and retire with at least 10 years of District service and are age 55 or older at retirement shall receive a retiree medical contribution in the amount of 75% of the Classic PPO rate of either the employee only Classic PPO rate (if the employee does not have a dependent) or the employee plus one Classic PPO rate (if the employee has a dependent)..

d. Employees hired after January 1, 2014, with at least 10 years of District service who are age 55 or older at retirement, shall receive a retiree medical benefit in the amount of 75% of the Kaiser Permanente Traditional HMO plan at the employee only level. Effective January 1, 2027, if the employee has a designated dependent at the time of retirement, the employee may choose to continue group coverage for one designated dependent. The employee shall pay for any difference in premium. The employee must notify Human Resources at the time of retirement whether they wish to continue coverage for an existing dependent. If they elect to continue coverage

for their dependent, the retiree is responsible for paying the premium amount. If they elect to discontinue coverage for their dependent, at any time, this action is irrevocable, and they cannot add their dependent back on their plan at a later date.

Employees have agreed to contribute $230 per pay period plus 100% of cashable sick leave upon separation towards a Post-Employment Health Plan (PEHP).

VISION CARE

The district will provide a vision program through a third party vendor at no cost to the employee. The employee may elect to cover their spouse, domestic partner, and unmarried dependent children who are under 26 years or who have a physical or mental disability regardless of age. Employees and eligible dependents are eligible for vision coverage on the first of the month following the date of hire, by paying for such coverage. Subscribing members may add new dependents within thirty-one (31) days of marriage or domestic partnership, in the case of a new spouse or registered domestic partner, or the date of birth or adoption, in the case of a child.

JURY DUTY

Full-time, regular employees will be paid his/her regular salary while he/she is on jury duty for up to 240 hours per fiscal year, less the amount received from the Court for such service as a juror. An attendance record from the Court for the time spent on jury duty and a copy of the check for such service must be submitted to the District's payroll section. The amount received from the Court for service as a juror will be deducted from the employee's paycheck following completion of such service.

LEAVE OF ABSENCE

A leave of absence without pay may be granted by the Assistant General Manager and Department Directors for up to 40 hours within a fiscal year. Such leaves do not require General Manager approval, except leave for Assistant General Managers.

Such leave without pay must be pre-approved before the time can actually be used. Also, such leaves may be taken even if the employee has existing comp time or vacation on the books. In no case, may a leave of absence without pay exceed 40 hours in a fiscal year without the General Manager's approval.

In addition, leave without pay may be granted by the General Manager and shall not exceed a continuous period of 30 calendar days, except for extended unpaid sick leave, military leave, pregnancy leave, parental leave, and family and medical leave.

Vacation and sick leave benefits are not earned nor holidays paid during leave without pay. Leave of absence without pay includes unpaid sick leave, military leave, pregnancy leave, parental leave, and family and medical leave or any other leave where the District is not paying wages to the employee.

MANAGEMENT LEAVE

Assistant General Managers and Department Directors receive 88 hours of management leave, which is granted each fiscal year beginning July 1 and is for use within the fiscal year it is granted ending June 30. Employees entering into the Executive/ Unrepresented group as a new employee to the District or as an internal employee from a unit not eligible for management leave will be granted management leave on a monthly prorated basis based on their hire/promotion date. Employees entering the Executive/Unrepresented group as an internal employee currently receiving fewer hours of management leave under a different unit will be granted the difference between the number of hours granted under their previous unit and the number of hours granted under the Executive/Unrepresented group on a monthly prorated basis based on their promotion date.

At the end of each fiscal year the following shall occur:

All management leave must be used; or

Assistant General Managers and Department Directors may sell back up to 60 hours of unused management leave, provided they have used 80 hours of vacation and/or management leave within the fiscal year ending June 30; and

In lieu of forfeiture, the employee may donate any unused management leave to the Catastrophic Leave Bank.

PARENTAL LEAVE

An employee may be granted an unpaid leave of absence for not more than 1,040 hours to care for or to bond with their newly born or adopted child. Such leave is to be completed within one year after the date of birth or adoption.

An employee who is granted such leave must use it concurrently with FMLA/CFRA. However, once the employee has exhausted the 12 weeks of leave as provided by FMLA/CFRA, the employee will be responsible for the cost of group insurance (medical, dental, vision, disability and life).

PHYSICAL FITNESS PROGRAM

An amount of $500 shall be made available to employees every July 1 for payment of costs with primary emphasis on preventive health maintenance, relative to obtaining/receiving a comprehensive physical examination, memberships to private gym facilities, purchase of home gym equipment, or membership fees for at-home fitness programs. Gym and at-home fitness memberships and purchase of home gym equipment will be reimbursed following proof of payment Expenses will be reimbursed to the employee after they are incurred relative to receipt of a medical examination and required exam-related follow up procedures/activities to the extent such expenses are not covered by the employee's district-provided medical insurance coverage. Gym memberships will be reimbursed following proof of payment. Costs not covered by the dental or vision care programs are not reimbursable under this benefit.

Documentation must be provided to Human Resources of medical examination by a licensed physician before reimbursement will be authorized.

PREGNANCY LEAVE

The district will provide pregnancy leave for an employee as required by State and Federal law.

Employees who are temporarily unable to perform their usual and customary work due to a pregnancy-related disability, will be granted a pregnancy leave of absence.

Pregnancy Leaves will be granted on the basis of a physician's written statement that an employee is no longer able to work due to a pregnancy-related disability.

An employee who is granted a pregnancy leave is required to utilize accrued sick leave, if available, until the commencement of disability payments. The employee may then coordinate salary and disability payments as provided in STD Insurance. The District will continue to pay group insurance premiums while the employee is on paid leave. Once the employee is in an unpaid status, insurance premiums will be the responsibility of the employee.

An employee who plans to take a pregnancy leave must provide the District reasonable notice of the date the leave will commence, the estimated duration of the leave, and the date on which it is expected the employee will be able to return to work. When an unplanned medical situation or emergency occurs that does not allow the employee to provide advance notification of the need for a pregnancy leave, the employee must cause the District to be notified of the situation within three working days. Without notification to the District, the employee will be considered to have voluntarily resigned.

Pregnancy disability leave may be granted up to a maximum of four months in duration. Employees returning to work after any pregnancy leave must have a written release from a physician verifying that they are able to return to work and safely perform their duties.

Employees who return to work from a Pregnancy Leave will be accorded the same reinstatement rights as an employee returning from any other form of disability leave.

PROFESSIONAL ORGANIZATIONS REIMBURSEMENT

Employees may be reimbursed for personal memberships in professional organizations which benefit both the employee's field of expertise and the District by the employee's direct involvement in the organization as approved by the General Manager.

REPRODUCTIVE LOSS LEAVE

Effective January 1, 2024, employees shall be eligible to take up to five days (including non-consecutive days) of reproductive loss leave. Reproductive loss leave shall be unpaid, however, the employee may use available leave banks (including sick or vacation leave) to cover the unpaid time. The reproductive loss leave must occur within three months of the reproductive loss event, as defined by Government Code section 12945.6.

Reproductive loss leave means a day or, for a multiple-day event, the final day of a failed adoption, failed surrogacy, miscarriage, stillbirth, or an unsuccessful assisted reproduction as those terms are defined by Government Code section 12945.6.

RETIREMENT – Public Employees Retirement System

The District contracts with CalPERS to provide retirement benefits to employees. Employees who are described as "classic employees" under the Public Employees' Retirement Law, receive the 2% at 55 benefit formula. The District provides Full Formula CalPERS coverage for past and future service of its employees. Employees are eligible to retire at age 50.

Employees hired on or after January 1, 2013 who are "new members" as defined in the Public Employees' Pension Reform Act of 2013 (PEPRA), are provided the following retirement benefits: 2% @ 62 benefit formula with a three year (36 month) final compensation period. Employees may designate the highest 36 month period. Employees will pay one-half of the total normal cost rate as determined by CalPERS.

The District pays the required employer contribution for employees' retirement benefit as required by CalPERS.

Effective March 15, 2014, employees shall pay their seven percent (7%) member contribution. On this date, since the classic employees will be paying the entire employee/member contribution, the District will no longer report member contribution as compensation earnable to CalPERS.

If any employee terminates employment with the District before retirement, his/her contributions plus accrued interest may be refunded upon application to the Public Employees Retirement System. Contributions may be left on deposit until normal retirement age is reached if the employee has a vested interest; i.e., 5 years' service. Employees who expect to commence employment with another PERS-covered agency are not permitted by PERS to withdraw their contributions.

Additional details are available in the Human Resources Office.

RETIREMENT – Social Security/Medicare

The District also participates in the Social Security program of the Federal government. FICA/Medicare tax will be deducted from an employee's pay as required by Federal law.

SALARY ADMINISTRATION

The District maintains a Salary Program for all unrepresented management employees which:

Establishes externally competitive and internally equitable pay levels.

Enables the District to control compensation costs in proper relation to total costs.

Complies with applicable federal and state laws.

The major elements of the base salary program are:

A. OrganizationStructure
B. Position Definition
C. Position Evaluation
D. Salary Structure
E. PerformanceAppraisal
F. Salary Review
G. PromotionalIncrease
H. PerformanceIncentive

Through utilizing the following procedures, management can be assured that employees:

- Are being treated equitably with regard to salary matters;
- Are being paid externally and internally competitive salaries; and
- Have the opportunity to be rewarded for performance in a systematic non-discriminatory manner.

POSITION EVALUATION

Based upon the approved position definition, each position is periodically evaluated to ensure external and internal compensation equity for District.

1. ExternallyCompetitive

   External competitiveness is determined by periodically surveying the marketplace for average salaries paid. The approved position definition is used to compare the scope and responsibility of the position being surveyed. Private and published surveys of labor market competitors are used to determine the average salary paid in the market place based on markets in which the district competes for talent and the level at which we will compete.

2. Internal Equity

   Internal equity is evaluated by grouping positions of similar scope and responsibility within the organization. This is accomplished through successively higher levels of management aligning positions of relatively comparable value based upon such factors as knowledge and skill required for the position, complexity and supervisory responsibility exercised.

Based upon the above factors, positions are evaluated and assigned a base salary range that provides employees an opportunity to earn a salary that is externally competitive and internally equitable.

SALARY STRUCTURE

The salary structure consists of a series of salary ranges. Each position has a dollar rate range with an established maximum pay control point. Human Resources will maintain current salary schedules.

EMPLOYEE COMMUNICATION

To achieve the objectives of the Salary Program and its potential benefits, each employee should know what the program is intended to accomplish and how it affects him/her. At a minimum, each employee should know:

- The salary range of his/her position;
- His/her place in that range;
- The rationale and evidence for any salary adjustment decision;
- The manager's view of how well the employee is accomplishing the objectives of the position and the long range outlook for position and salary advancement.

The communications supporting salary administration should be a two-way process. Each employee should be encouraged to discuss his/her work assignment or work relationship and opportunities for advancement. Depending on individual circumstances, the manager may wish to schedule a separate meeting for such a discussion.

INITIAL HIRING AND SALARY RANGE PLACEMENT

Before an applicant may be hired for any position, the position definition must be prepared and approved. In addition, the position itself must have been approved by the Board of Directors. Management will review the position and evaluate the current need to fill the position.

As a general rule the hiring salary for new employees shall be at that point in the salary range which reflects his/her experience, knowledge, skills, and abilities he/she brings to the job under consideration.

SENIORITY BONUS

The District recognizes seniority and provides for the following cash sums payable annually as of January 1st of each year:

After 10 years of District Service	$1,000
After 15 years of District Service	$1,500
After 20 years of District Service	$2,000

SICK LEAVE

Full-time, regular employees are provided sick leave with pay under the conditions outlined below.

A. If an employee has accumulated sick leave, it shall be used for the following:
   1. When an employee is ill.
   2. When a member of an employee's immediate family is ill, and the employee must care for such ill family member subject to Family Medical Leave Act policy limits.
   3. For visits to doctors, dentists and optometrists for physicals, treatment or preventativecare.
   4. For funerals in the immediate family. "Immediate family" is designated as the spouse/domestic partner, child, parent, sibling or grandparent of the employee or employee'sspouse/domesticpartner.
   5. Any reason permitted by law.

B. Sick leave accrual will be cumulative, without limit as to time, and if not taken in any given year, will be usable in subsequent year's employment, the purpose being to make accrued sick leave available to an employee in times of urgent need.

C. The amount of sick leave an employee is entitled to is computed to include weekends, holidays, paid vacation time and paid sick leave as continuous service.

D. Accrual of sick leave will be at the rate of eight hours per calendar month beginning with the date of hire and computed to the date of termination, prorated to the nearest hour.

E. The smallest unit for which sick leave will be granted will be one half-hour.

F. An employee who is absent on sick leave may be contacted by his/her Supervisor. For absences due to illness in excess of 5 days, or less, if justified in the opinion of the employee's supervisor, the employee must obtain a statement from his/her doctor stating: (a) that the employee could not work during the period of absence; and (b) that the employee is now able to return to work.

G. Frequent use of short periods of sick leave is indicative of inability to perform as expected by the District and may result in dismissal for lack of reliability.

SICK LEAVE PAYOFF

Annually, in December employees may submit an irrevocable election to receive payment of accrued sick leave up to the number of hours in the schedule below provided the employee maintains a sick leave balance of one hundred and twelve (112) hours following the payment. Payment shall be made the following December. For example, the irrevocable election form submitted in December 2027 will be for December 2028 payment. Human Resources will adjust the final number of hours cashed out, up to the number of hours elected, based on the table below and requirement to maintain 112 hours. For example, if any employee selects to cash out 96 hours and the employee took one day of sick leave, the cash out will be adjusted to 88 hours.

Sick Leave Days Used in the Calendar Year	Sick Leave Hours Payable at Calendar Year End
0	96
1	88
2	80
3	72
4	64
5	56
6	48
7	40
8	32
9	24
10	16
11	8
12	0

Irrevocable election formswill be provided by Human Resources.

UPON VOLUNTARY TERMINATION OF EMPLOYMENT

A program is provided for payment, upon voluntary resignation with notice, retirement or death, for accrued but unused sick leave earned after July 1, 1974. Vesting in the sick leave program and payment therefore will be on the following basis. The District and unrepresented employees have identified and shall participate in a post-employment health plan (PEHP) account for any amounts cashed out upon termination.

A. After five years of full-time, regular employment with the District (the sixth year), an employee will be paid, upon voluntary termination, retirement or death, for 25% of all hours of accrued but unused sick leave at the rate of his/her then current base rate. An additional 5% of all hours of accrued but unused sick leave of his/her salary will be paid for each additional completed year of service.

B. Upon completion of 20 years of service with the District, the employee would be paid for 100% of unused sick leave.

. Upon separation, cashed out sick leave must be contributed to the PEHP account.

TELEWORKING

The District encourages, in appropriate circumstances, the creation of telework opportunities for employees. Telework has been found to benefit society by reducing energy consumption, decreasing environmental pollution and reducing traffic congestion. Additionally, telework has been found to benefit employers and employees by reducing office costs, saving commuting costs, allowing flexibility in work schedules and promoting a positive work/life balance. The General Manager may approve occasional or regular partial or full day telecommuting schedules that meet the operational needs and policies of the District.

VACATION SCHEDULE

Vacations are subject to approval. Employees will be granted vacation leave with pay, if they have enough accrued vacation time to cover the amount of leave requested.

ENTITLEMENT

The number of hours an employee is entitled to for vacation leave with pay is computed as follows:

A. Full-time regular employees shall accrue vacation on the following basis. Part-time regular employees shall accrue vacation on a pro-rated basis.

During Service Years	Annual Entitlement Hours	Hours Accrued at end of Each Pay Period (based on 26 pay periods)
1,2&3	104	4.00
4,5 & 6	112	4.31
7, 8 & 9	120	4.62
10, 11 & 12	128	4.92
13,14 & 15	136	5.23
16, 17 & 18	144	5.54
19, 20 & 21	152	5.85
22, 23 & 24	160	6.15
25 & above	168	6.46

The maximum number of vacation hours that may be earned in any year is 168.

Accrual of vacation time will be by month beginning with the date of hire and computed to the date of termination, pro-rated to the nearest one-half day.

B. The vacation leave time earned each year will be available to the employee for vacation or may be accrued, wholly or partially, in the employee's Leave Account.

C. Normally, no more than 311 hours will be permitted to accrue in an employee's Leave Account.

D. The maximum vacation an employee can take is 21 consecutive working days, unless special circumstances warrant approval by the General Manager for a longer period.

E. Pay during vacation leave will be at the monthly rate currently paid the employee at the time the vacation is taken.

F. When an employee is discharged or terminated, he/she will be paid for his/her accumulated vacation leave at his/her then current rate of pay.

G. In computing the amount of vacation leave entitlement, holidays, weekends, paid vacation time and paid sick leave will be included as continuous service.

H. Vacation generally cannot be taken in lieu of sick leave except in certain family leave qualifying events.

I. Employees shall have the option to cash out up to 40 hours of accrued vacation leave in November of each year, provided 80 hours of vacation or management leave time has been used as time off during the preceding 12 months. Pursuant to IRS regulations, a non- revocable election must be made prior to December 31 of the preceding year for cash out at the conclusion of the calendar year.

AGENDA ITEM NO. 9.A

DATE: November 30, 2026

TO: Board of Directors

FROM: Finance and Technology

SUBJECT: Fiscal Year 2025-26 Annual Comprehensive Financial Report

---

SUMMARY:

California law requires that each local government publish audited financial statements within seven months of the close of the fiscal year. The District retained the services of Rogers, Anderson, Malody & Scott, LLP, to complete its independent audit for Fiscal Year 2025-26. The audit culminates with the publication of an Annual Comprehensive Financial Report (ACFR), which includes audited financial statements, unaudited financial data, and a management discussion and analysis. Attached is the ACFR for Fiscal Year 2025-26.

RECOMMENDATION(S):

Receive and file the Fiscal Year 2025-26 Annual Comprehensive Financial Report.

DISCUSSION:

On June 30, 2026, the District's net position (excess of assets and deferred outflows over liabilities and deferred inflows) was $341.6 million. Of this amount $142.5 million consisted of the District's net investment in capital assets, while the remaining $199.1 million was unrestricted and may be used to meet the District's on-going obligations, fund capital projects and meet policy-required reserves. The District's Fiscal Year 2025-26 net position increased by $12.1 million, compared to an increase of $13.9 million in Fiscal Year 2024-25.

Total operating revenues in Fiscal Year 2024-25 were $88.4 million, $3.9 million (or 4.6 percent) above the prior year's revenues of $84.5 million. The increase in revenues as compared to the prior year was due to increases in water sales and service fees of $2.2 million (or 3.7 percent), sanitation service fees of $1.9 million (or 8.2 percent) offset by a decrease in other income of $0.2 million (or 7.1 percent).

Fiscal Year 2025-26 water sales and service fees of $61.6 million increased 3.7 percent versus prior years fees of $59.4 million. Potable water rates increased 5.0 percent through the first six months is the fiscal year with an additional increase of 9.0% effective January 1, 2026. Recycled water rates increased 8.0 through the first six months of the year, with an additional board approved increase of 12.0% effective January 1, 2026. Overall, potable water usage by

customers decreased 5.3 percent year-over-year (14,647 acre-feet for Fiscal Year 2025-26 versus 15,459 acre-feet during Fiscal Year 2024-25). The decrease was expected as the District continues its conservation efforts.

Sanitation service fees were $25.0 million in Fiscal Year 2025-26, up $1.9 million (or 8.2 percent), as compared to Fiscal Year 2024-25 revenues of $23.1 million. Per the District's adopted five-year rate study, Sanitation Enterprise rates increased 3.75 percent through the first six months of the year with an additional board approved increase effective January 1, 2026, of 15.0%, driving much of the increase in revenues year-over-year.

Operating expenses of $81.6 million increased $3.5 million, or 4.4% in Fiscal Year 2025-26 over Fiscal Year 2024-25 which saw operating expenses of $78.1 million.

Water operating expenses were $52 million in Fiscal Year 2025-26, higher than Fiscal Year 2024-25 operating expenses of $48.9 million. Water transmission and distribution rose $2.4 million, primarily because of emergency pipeline repairs. Pumping costs increased $0.5 million and meter and water conservation expenses rose $0.1 million, primarily as a result of increased landscape conservation programs. Additionally cost pressures included Board-approved compensation adjustment and one-time OceanWell pilot costs. Metropolitan reimbursed $350,000 of those pilot costs through a grant.

Sanitation operating expenses were $24.3 million in Fiscal Year 2025-26, $0.2 million above Fiscal Year 2024-25 operating expenses of $24.1 million. The District's share of Joint Powers Authority (JPA) net expenses were $19.6 million in Fiscal Year 2025-26, $0.6 million (or 3.0 percent) below Fiscal Year 2024-25 expenses of $20.2 million. These expenses reflect the District's purchased sanitation services from the Las Virgenes-Triunfo JPA. JPA operating expenses billed to the District’s Sanitation Enterprise decreased slightly year-over-year as a result of lower costs associated with JPA Recycled Water transmission and expenses and a decline in expenses for the Compost operation as a result of lower costs for supplies, materials, and biosolids removal.

The change in net position for Fiscal Year 2025-26 is summarized below (in thousands):

Operating Revenues:		
Water Sales	$	61,548
Sanitation and Other		26,864
Non-operating Revenues:		
Taxes and Penalties		612
Interest Income and Other		4,604
Total Revenues	**$**	**93,628**
Depreciation Expense		5,247
Water Operating Expenses		52,037
Sanitation Operating Expenses		24,307
Total Expenses	**$**	**81,591**

Income (Loss) Before Capital Contributions		**12,037**
Capital Contributions		340
Change in Net Position		**12,084**
Net Position - Beginning of Year		329,545
Net Position - End of Year	**$**	**341,629**

GOALS:

Ensure Effective Utilization of the Public's Assets and Money

Prepared by: Debbie Rosales, Finance Manager

ATTACHMENTS:
Fiscal Year 2025-26 Annual Comprehensive Financial Report
Letter of Internal Controls
Independent Auditor's Letter



LAS VIRGENES
MUNICIPAL WATER DISTRICT

CALABASAS, CA

ANNUAL COMPREHENSIVE FINANCIAL REPORT

FISCAL YEARS ENDED JUNE 30, 2026 AND 2025

Annual Comprehensive Financial Report

For the Years Ended June 30, 2026 and 2025

Prepared by:
The Finance and Technology Department

Brian Richie, CPA — Director of Finance & Technology
Debbie Rosales — Finance Manager
Jessica Cortez — Accounting Supervisor

Calabasas, California

Las Virgenes Municipal Water District

BOARD OF DIRECTORS

Andy Coradeschi	President
Jay Lewitt	Vice President
Gary Burns	Secretary
Randy Levine	Treasurer
Leonard E. Polan	Director

EXECUTIVE TEAM

David W. Pedersen	General Manager
Donald Patterson	Assistant General Manager
Joe McDermott	Assistant General Manager
Eric Schlageter	Director of Engineering & Facilities
Darrell Johnson	Director of Water Operations
Adrienne Burns	Director of External Affairs
Brian Richie	Director of Finance & Technology

LEGAL COUNSEL

W. Keith Lemieux	Counsel

Additional information may be found at www.lvmwd.com

Table of Contents

Page

INTRODUCTORY SECTION (Unaudited)

Letter of Transmittal i
GFOA Certificate of Achievement vi
Organizational Chart vii
Maps of Service Area viii

FINANCIAL SECTION

Independent Auditors' Report 1

Management's Discussion and Analysis 4

Basic Financial Statements:
Statements of Net Position 10
Statements of Revenues, Expenses, and Changes in Net Position 14
Statements of Cash Flows 18
Notes to the Basic Financial Statements 20

Required Supplementary Information (Unaudited):
Schedule of Changes in Net Pension Liability and Related Ratios 61
Schedule of Pension Plan Contributions 63
Schedule of Changes in Net OPEB Liability and Related Ratios 65
Schedule of OPEB Plan Contributions 66

STATISTICAL SECTION (Unaudited)

Index to Statistical Section 67
Net Position 68
Changes in Net Position 69
Revenue Base 70
Revenue Rates 71
Principal Revenue Payers 73
Ratios of Outstanding Debt by Type 74
Ratios of General Bonded Debt Outstanding 75
Pledged-Revenue Coverage 76
Demographic and Economic Statistics 77
Principal Employers 78
Full-Time Equivalent District Employees by Functions 79
Operating Indicators by Function 80
Capital Assets Statistics by Function 83
Annual Water and Sewer Capacity Fee Deposits Report 84

LAS VIRGENES MUNICIPAL WATER DISTRICT
EST. 1958

Dedicated to Providing High-Quality, Reliable Water Service in a Cost- Effective and Environmentally Sensitive Manner

OFFICERS

President
Andy Coradeschi
Director, Division 2

Vice President
Jay Lewitt
Director, Division 5
MWD Representative

Secretary
Gary Burns
Director, Division 3

Treasurer
Randy Levine
Director, Division 1

Leonard E. Polan
Director, Division 4

David W. Pedersen, P. E.
General Manager

W. Keith Lemieux
Counsel

HEADQUARTERS
4232 Las Virgenes Road
Calabasas, CA 91302
(818) 251-2100
Fax (818) 251-2109

WESTLAKE
FILTRATION PLANT
(818) 251-2370
Fax (818) 251-2379

TAPIA WATER
RECLAMATION FACILITY
(818) 251-2300
Fax (818) 251-2309

RANCHO LAS VIRGENES
COMPOSTING FACILITY
(818) 251-2340
Fax (818) 251-2349

www.LVMWD.com

MEMBER AGENCY OF THE
METROPOLITAN WATER
DISTRICT
OF SOUTHERN CALIFORNIA

November 23, 2026

To: Board of Directors

From: David W. Pedersen, General Manager
Brian Richie, Director of Finance and Technology

Subject: **ANNUAL COMPREHENSIVE FINANCIAL REPORT FOR FISCAL YEAR 2025-26**

California law requires that every local government publish a complete set of audited financial statements for each fiscal year. This report is published to fulfill that requirement for the fiscal year that ended on June 30, 2026.

We are pleased to submit the Annual Comprehensive Financial Report of the Las Virgenes Municipal Water District (LVMWD or District) for the fiscal year that ended on June 30, 2026. This report fulfills the District's annual financial reporting requirements and provides the Board and our customers with an account of the District's financial condition and operations.

Management assumes responsibility for the completeness and reliability of the information in this report. The District maintains a framework of internal controls designed to provide reasonable assurance that the financial statements are free of material misstatement. In designing these controls, management considers the cost of each control in relation to its expected benefit.

The draft report of independent auditors Rogers, Anderson, Malody & Scott, LLP contains unmodified opinions on the District's basic financial statements. The Independent Auditors' Report appears at the beginning of the financial section. Management's Discussion and Analysis (MD&A) follows that report and provides an overview and analysis of the financial statements. We encourage readers to read the MD&A in conjunction with this letter.

Profile of the Government

Established in 1958, LVMWD serves approximately 70,000 people across 123 square miles in western Los Angeles County, including Agoura Hills, Calabasas, Hidden Hills, Westlake Village and adjacent unincorporated areas. The District provides potable water, sanitation and recycled water services. It also serves as the administering agent for the Las Virgenes–Triunfo Joint Powers Authority (JPA), through which the District and Triunfo Water & Sanitation District jointly provide sanitation and recycled water services.

LVMWD is empowered to levy an assessment on real property located within its boundaries, up to $10 per acre, and has a miniscule share of the property tax assessment. The majority of the District's revenue is from user fees for service. LVMWD also is empowered by state statute to extend its corporate limits by annexation, which it has done from time to time.

LVMWD has operated under the board-general manager form of government since its inception. Policy-making and legislative authority are vested in a governing board (Board) consisting of five members elected by division on a non-partisan basis. The Board appoints the general manager, who in turn appoints the heads of the various departments. Board members serve overlapping four-year terms, and every two years -- concurrent with installation of the newly elected board select board officers. A District representative to the board of directors of Metropolitan Water District of Southern California is appointed to serve an indefinite term.

LVMWD provides potable water, sanitation, and recycled water services to its customers. Sanitation and recycled water services are provided in conjunction with Triunfo Water & Sanitation District through the JPA. The average age of the District's infrastructure is 45 years old.

Although not required by law, the Board adopts a final budget for the next fiscal year by the close of the current fiscal year. This annual budget serves as the foundation for LVMWD's financial planning and control. The budget is prepared by enterprise, function (e.g. system operations) and department (e.g. Engineering and Facilities). Department heads may transfer resources within a department or enterprise as they see fit, but transfers between departments or enterprises need special approval from the Board.

Local Economy

The region is highly desirable for both residences and businesses, with exceptional natural attributes. Much of the service area lies within the Santa Monica Mountains with the associated hilly terrain, mountain and ocean views and moderate climate. Open space and recreational opportunities abound with considerable local acreage dedicated as national and state parkland via the 244.5-square-mile Santa Monica Mountains National Recreation Area. Beaches lie within minutes of any location in the area. Varied academic institutions are proximate and easily accessible, including Pepperdine University's Malibu campus, California Lutheran University in Thousand Oaks, and California State University, Northridge.

Median home prices in the District considerably exceed county averages. The District benefits from its close proximately to Los Angeles and quality commercial and retail spaces. The District has few major industrial customers.

Primarily residential, LVMWD is also a home to notable corporations and commercial activities. Located within the service area are several significant employers including Las Virgenes Unified School District; National Veterinary Associates; Private National Mortgage Acceptance Company, LLC; Bank of America; The Cheesecake Factory corporate offices and bakery; and Harbor Freight Tools corporate office.

Financial Condition and Outlook

During Fiscal Year 2025-26, LVMWD demonstrated strong financial stewardship by advancing key strategic investments, including significant progress on the $466 million Pure Water Project Las Virgenes-Triunfo and the successful adoption of new potable water, recycled water, and sanitation rates.

Long Term Financial Planning

New potable water, recycled water and sanitation rates took effect January 1, 2026, with further adjustments scheduled each January through 2030. The five-year rate plan supports the cost of providing service, maintaining reserves and investing in infrastructure, including the Pure Water Project Las Virgenes-Triunfo.

The Fiscal Years 2026–28 biennial budget plan presented to the Board in June provides for $223.2 million in total uses in Fiscal Year 2026–27 and $225.4 million in Fiscal Year 2027–28. Those amounts include operating budgets of $76.6 million and $79.0 million, respectively. Construction of the Pure Water Project Las Virgenes-Triunfo is the Board's highest priority for the biennium. The plan also supports the conceptual development of Water Farm No. 1 in partnership with OceanWell, implementation of the District's Water Supply Reliability and Diversification Study, and investments in water banking and infrastructure rehabilitation.

The District's Board-adopted financial policies guide budget development, reserve management and capital financing. Staff monitors actual results against the budget and reports to the Board monthly. The District's 10-year Infrastructure Investment Plan helps identify capital needs beyond the two-year budget cycle.

Relevant financial policies

Since 1999, the District has utilized a broad-based set of Board-adopted financial policies to guide it in making important financial decisions. The policies are reviewed annually and updated periodically to address changing conditions and adopted annually as an integral part of the budget.

Major initiatives

The Pure Water Project Las Virgenes-Triunfo will create a new, local source of drinking water and reduce the District's dependence on imported supplies. The project will further purify recycled water from the Tapia Water Reclamation Facility and store the purified water in Las Virgenes Reservoir for subsequent treatment and delivery.

In May 2026, the District entered into agreements under which it will pay 70.60 percent of the project's debt service from its net revenues. The Las Virgenes-Triunfo Public Financing Authority and the JPA also secured a $150 million interim line of credit for construction of the facility, which had no outstanding balance as of June 30, 2026. After year-end, the Financing Authority drew $32 million from that line of credit to reimburse project costs. The project also secured up to $84.2 million in state loans and grants and a federal Water Infrastructure Finance and Innovation Act (WIFIA) loan of up to $250.8 million. Notes 16 and 18 provide additional information on these financing arrangements.

LVMWD has historically been entirely dependent on imported potable water, primarily from the Metropolitan Water District of Southern California (MWD) via the State Water Project. This reliance has made the District vulnerable to drought, climate change, and supply interruptions. Recognizing these risks, LVMWD has prioritized the development of local water supplies, with a major focus in Fiscal Year 2025-26 on projects that will diversify and secure its water portfolio for the future.

The centerpiece of LVMWD's local supply development is the Pure Water Project Las Virgenes-Triunfo, a $466 million indirect potable reuse initiative in partnership with the Triunfo Water and Sanitation District (TWSD) through the Joint Powers Authority (JPA). This project will purify highly treated recycled water from the Tapia Water Reclamation Facility using a three-step advanced treatment process (ultrafiltration, reverse osmosis, and advanced oxidation). The purified water will be stored in the Las Virgenes Reservoir and, after further treatment, delivered to customers as a new, local source of drinking water. At full buildout, the project is expected to meet up to 30% of LVMWD's potable water demand, providing a significant buffer against imported water shortages and enhancing drought resilience. Construction of this project began in Fiscal Year 2025-26.

During Fiscal Year 2025-26, the District worked to secure federal funding for the Pure Water Project Las-Virgenes Triunfo through the United States Environmental Protection Agency's Water Infrastructure Finance and Innovation Act (WIFIA). WIFIA funding accounts for 49% of the total estimated project cost. Additionally, the District closed a Clean Water State Revolving Fund (CWSRF) loan and other State Water Resources Control Board water recycling grants.

Other current and future major initiatives include:

- Continuing an established public-private partnership with OceanWell to develop and test deep seawater harvesting as a potential cost-effective ocean desalination technique to provide additional local water supply in the future.
- Implementing a Water Supply Reliability and Diversification Study to invest in the best combination of alternative water sources—such as desalination and other innovative approaches—to improve long-term reliability.
- Continuing to support conservation initiatives like the Landscape Transformation Program, which helps customers reduce outdoor water use.
- Initiating opportunities for "water banking" with local partners to store surplus water during wet years for use during future droughts.
- Working with other State Water Project-dependent area agencies to encourage and support the MWD to build infrastructure projects that allow the area to receive water stored in Diamond Valley Lake and from the Colorado River Aqueduct.

The District is proactively meeting future challenges head-on, ensuring that customers can continue to count on exceptional, dependable service for years to come.

Awards

The Government Finance Officers Association of the United States and Canada (GFOA) awarded a Certificate of Achievement for Excellence in Financial Reporting to LVMWD for its annual comprehensive financial report for the fiscal year ended June 30, 2025. This was the 28th consecutive year that LVMWD received this prestigious award. In order to be awarded a Certificate of Achievement, a government agency must publish an easily readable and efficiently organized annual comprehensive financial report that satisfies both generally accepted accounting principles and applicable legal requirements.

A Certificate of Achievement is valid for a period of one year only. Staff believes that its current annual comprehensive financial report continues to meet the Certificate of Achievement

Program's requirements and will submit it to the GFOA to determine its eligibility for another certificate.

In addition, LVMWD also received the GFOA's Distinguished Budget Presentation Award for its Fiscal Year 2024-26 budget document. The District posts all its financial documents on its public website at www.LVMWD.com.

Acknowledgements

The preparation and development of this report would not have been possible without the year-round work of the Finance Division staff and their special efforts, working in conjunction with the District's independent auditors. We would also like to thank the Board for its continued interest and support in managing the District's financial resources in a responsible manner that ensures transparency and proper stewardship of ratepayer's money.

Respectfully submitted,



David W. Pedersen
General Manager



Brian Richie
Director of Finance and Technology

Government Finance Officers Association

Certificate of Achievement for Excellence in Financial Reporting

Presented to

Las Virgenes Municipal Water District
California

For its Annual Comprehensive
Financial Report
For the Fiscal Year Ended

June 30, 2025



and issued to the public 142 days after the fiscal year end

Christopher P. Morrill

Executive Director/CEO

Las Virgenes Municipal Water District

Organizational Chart

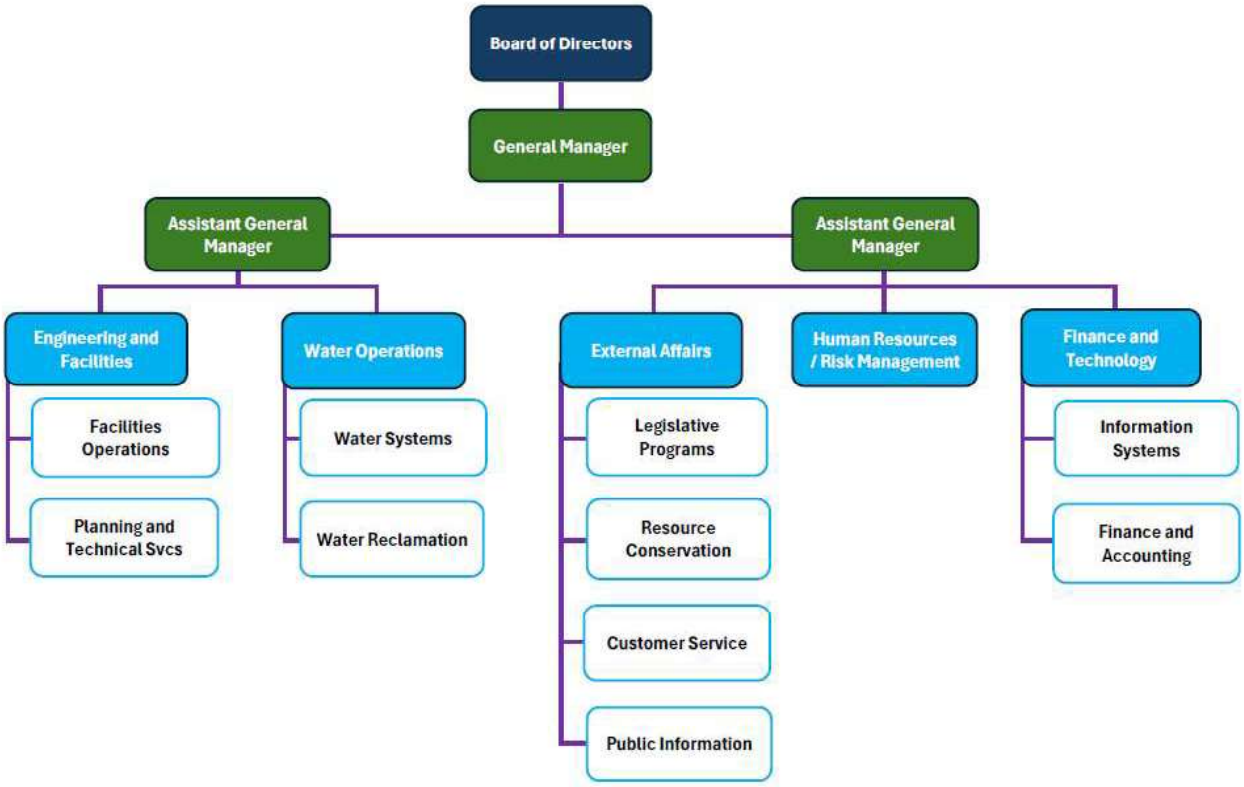

Maps of Service Area

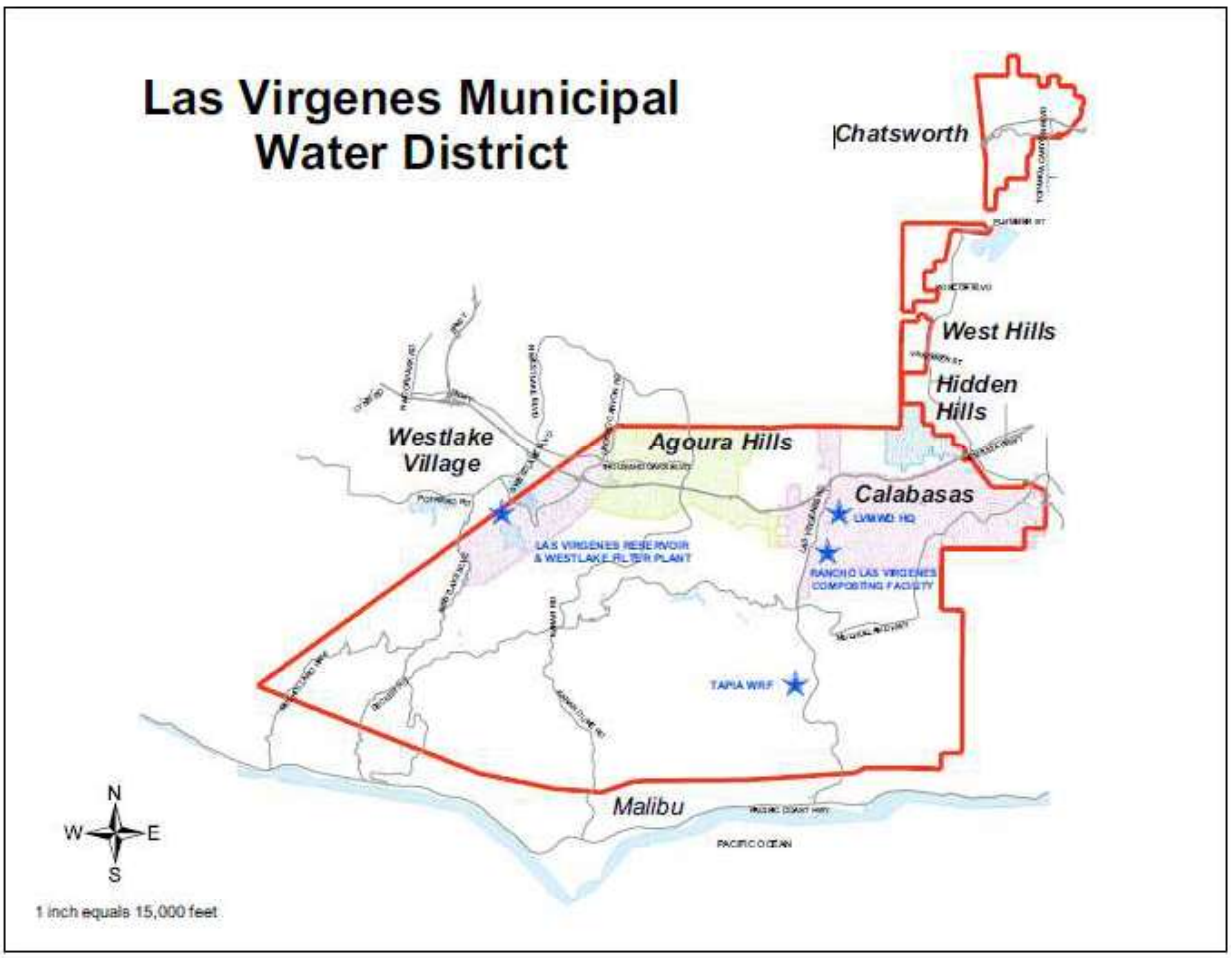

Independent Auditor's Report

To the Board of Directors
Las Virgenes Municipal Water District
Calabasas, California

Report on the Audit of the Financial Statements

Opinions

We have audited the financial statements of the business-type activities and the discretely presented component unit of the Las Virgenes Municipal Water District (the District), as of and for the years ended June 30, 2026 and 2025, and the related notes to the financial statements, which collectively comprise the District's basic financial statements as listed in the table of contents.

In our opinion, the accompanying financial statements referred to above present fairly, in all material respects, the respective financial position of the business-type activities and the discretely presented component unit of the District, as of June 30, 2026 and 2025, and the respective changes in financial position and, where applicable, cash flows thereof for the years then ended in accordance with accounting principles generally accepted in the United States of America and as well as accounting systems prescribed by the State Controller's Office and state regulations governing special districts.

Basis for Opinions

We conducted our audit in accordance with auditing standards generally accepted in the United States of America (GAAS), the standards applicable to financial audits contained in *Government Auditing Standards* issued by the Comptroller General of the United States (*Government Auditing Standards),* and the State Controller's *Minimum Audit Requirements for California Special Districts*. Our responsibilities under those standards are further described in the Auditor's Responsibilities for the Audit of the Financial Statements section of our report. We are required to be independent of entity and to meet our other ethical responsibilities, in accordance with the relevant ethical requirements relating to our audit. We believe that the audit evidence we have obtained is sufficient and appropriate to provide a basis for our audit opinions.

Emphasis of Matter

As described in Note 1 to the financial statements during the year ending June 30, 2026, the District adopted new accounting guidance under Governmental Accounting Standards Board (GASB) Statement No. 103, *Financial Reporting Model Improvements.* Our opinions are not modified with respect to this matter.

Responsibilities of Management for the Financial Statements

Management is responsible for the preparation and fair presentation of the financial statements in accordance with accounting principles generally accepted in the United States of America, and for the design, implementation, and maintenance of internal control relevant to the preparation and fair presentation of financial statements that are free from material misstatement, whether due to fraud or error.

In preparing the financial statements, management is required to evaluate whether there are conditions or events, considered in the aggregate, that raise substantial doubt about District's ability to continue as a going concern for twelve months beyond the financial statement date, including any currently known information that may raise substantial doubt shortly thereafter.

Auditor's Responsibilities for the Audit of the Financial Statements

Our objectives are to obtain reasonable assurance about whether the financial statements as a whole are free from material misstatement, whether due to fraud or error, and to issue an auditor's report that includes our opinions. Reasonable assurance is a high level of assurance but is not absolute assurance and therefore is not a guarantee that an audit conducted in accordance with GAAS and *Government Auditing Standards* will always detect a material misstatement when it exists. The risk of not detecting a material misstatement resulting from fraud is higher than for one resulting from error, as fraud may involve collusion, forgery, intentional omissions, misrepresentations, or the override of internal control. Misstatements are considered material if there is a substantial likelihood that, individually or in the aggregate, they would influence the judgment made by a reasonable user based on the financial statements.

In performing an audit in accordance with GAAS and *Government Auditing Standards,* we:

- Exercise professional judgment and maintain professional skepticism throughout the audit.
- Identify and assess the risks of material misstatement of the financial statements, whether due to fraud or error, and design and perform audit procedures responsive to those risks. Such procedures include examining, on a test basis, evidence regarding the amounts and disclosures in the financial statements.
- Obtain an understanding of internal control relevant to the audit in order to design audit procedures that are appropriate in the circumstances, but not for the purpose of expressing an opinion on the effectiveness of the District's internal control. Accordingly, no such opinion is expressed.
- Evaluate the appropriateness of accounting policies used and the reasonableness of significant accounting estimates made by management, as well as evaluate the overall presentation of the financial statements.
- Conclude whether, in our judgment, there are conditions or events, considered in the aggregate, that raise substantial doubt about the District's ability to continue as a going concern for a reasonable period of time.

We are required to communicate with those charged with governance regarding, among other matters, the planned scope and timing of the audit, significant audit findings, and certain internal control–related matters that we identified during the audit.

Required Supplementary Information

Accounting principles generally accepted in the United States of America require that the supplementary information, such as management's discussion and analysis and items as listed in the table of contents, be presented to supplement the basic financial statements. Such information is the responsibility of management and, although not a part of the basic financial statements, is required by the Governmental Accounting Standards Board who considers it to be an essential part of financial reporting for placing the basic financial statements in an appropriate operational, economic, or historical context. We have applied certain limited procedures to the required supplementary information in accordance with GAAS, which consisted of inquiries of management about the methods of preparing the information and comparing the information for consistency with management's responses to our inquiries, the basic financial statements, and other knowledge we obtained during our audit of the basic financial statements. We do not express an opinion or provide any assurance on the information because the limited procedures do not provide us with sufficient evidence to express an opinion or provide any assurance.

Other Information

Management is responsible for the other information included in the annual comprehensive financial report. The other information comprises the introductory and statistical sections but does not include the basic financial statements and our auditor's report thereon. Our opinions on the basic financial statements do not cover the other information, and we do not express an opinion or any form of assurance thereon.

In connection with our audit of the basic financial statements, our responsibility is to read the other information and consider whether a material inconsistency exists between the other information and the basic financial statements, or the other information otherwise appears to be materially misstated. If, based on the work performed, we conclude that an uncorrected material misstatement of the other information exists, we are required to describe it in our report.

Other Reporting Required by *Government Auditing Standards*

In accordance with *Government Auditing Standards*, we have also issued our report dated November 23, 2026 on our consideration of District's internal control over financial reporting and on our tests of its compliance with certain provisions of laws, regulations, contracts, and grant agreements and other matters. The purpose of that report is solely to describe the scope of our testing of internal control over financial reporting and compliance and the results of that testing, and not to provide an opinion on the effectiveness of the District's internal control over financial reporting or on compliance. That report is an integral part of an audit performed in accordance with *Government Auditing Standards* in considering District's internal control over financial reporting and compliance.

Rogers, Anderson, Malody & Scott, LLP.

San Bernardino, California
November 23, 2026

Our discussion and analysis of the District's financial performance provides an overview of the District's financial activities for the year ended June 30, 2026. Please read it in conjunction with the transmittal letter, that begins on page i and the District's basic financial statements, which begin on page 10.

Overview of the Financial Statements

The District's net position increased by $12.1 million to $341.6 million in Fiscal Year 2025–26. Higher water and sanitation service revenues largely kept pace with rising operating costs. Cash and investments fell as the District increased its contributions to the Las Virgenes–Triunfo Joint Powers Authority (Operating JPA).

The District reports its potable water, recycled water, and sanitation services as business-type activities on the accrual basis. The statements of net position show what the District owns and owes at year-end, together with deferred amounts that affect future reporting periods. Net position is what remains after subtracting liabilities and deferred inflows from assets and deferred outflows. The statements of revenues, expenses, and changes in net position show how the year's activities changed the District's financial position. The statements of cash flows show how operating, financing, and investing activities affected cash.

The notes explain the amounts and accounting policies behind the statements. Additional required supplementary information provides historical schedules for pension and other postemployment benefit (OPEB) liabilities and contributions. The Operating JPA and the Las Virgenes–Triunfo Public Financing Authority (Financing Authority) are reported separately as component units. Their balances are separate from the District amounts in the tables below.

Financial Summary

Table 1 shows a comparative analysis of the District's Net Position.

TABLE 1
Condensed Statements of Net Position
As of June 30,
(in thousands of dollars)

	2026	2025
Capital assets	$ 147,134	$ 141,175
Investment in JPA	257,074	238,795
Total Assets	404,208	379,970
Deferred Outflow of Resources	12,218	15,118
Long-term liabilities	34,753	41,766
Other liabilities	32,840	17,850
Total Liabilities	67,593	59,616
Deferred Inflows of Resources	7,204	5,927
Net position:		
Net investment in capital assets	142,501	135,400
Unrestricted	199,128	194,145
Total Net Position	$ 341,629	$ 329,545

Changes in Net Position

The statements of revenues, expenses, and changes in net position show what the District earned and what it cost to provide potable water, recycled water, and sanitation services. They also show how other financial activity, such as investment income and capital contributions, affected the District's net position from the beginning to the end of the fiscal year.

TABLE 2
Condensed Statements Revenues
Expenses and Changes in Net Position
For the years ended June 30,
(in thousands of dollars)

	2026	2025
Operating revenues:		
Water sales and service fees	$ 61,548	$ 59,322
Sanitation service fees	24,985	23,142
Other operating revenue and lease income	1,879	2,004
Total operating revenues	88,412	84,468
Operating grants reported as noncapital subsidies	485	-
Taxes and penalties	612	593
Interest income	3,756	6,602
Gain (loss) on disposal of capital assets	22	19
Capital contributions	340	-
Total revenues and gains	93,628	91,682
Water operating expenses	52,037	48,930
Sanitation operating expenses	24,307	24,122
Depreciation and amortization	5,247	5,000
Total operating expenses	81,591	78,051
Interest expense and fiscal charges	(48)	(225)
Total expenses, net	81,544	77,826
Change in net position	12,084	13,856
Net position, beginning of year	329,545	315,689
Net position, end of year	$ 341,629	$ 329,545

Table amounts are rounded to the nearest thousand dollars and may differ from the sum of the amounts shown. Table 2 follows the signs in the draft financial statements, where interest expense and fiscal charges appear as credits against expense.

Operating income was $6.8 million, compared with $6.4 million in the prior year. Adding noncapital subsidies of $1.1 million in Fiscal Year 2025–26 and $0.6 million in Fiscal Year 2024–25 brought operating income and noncapital subsidies to $7.9 million and $7.0 million, respectively.

The District implemented GASB Statement No. 103 in Fiscal Year 2025–26 and presented the Fiscal Year 2024–25 amounts on the same basis. The reclassifications changed where certain items appear in the statements. Beginning net position, ending net position, and the change in net position were unaffected. See Note 14.

Detailed Analysis

District Financial Position

Total assets grew $24.2 million, or 6.4%. The District's investment in the Operating JPA rose $35.5 million to $122.0 million. The District contributed $56.0 million during the year, compared with $26.7 million the prior year. Its $19.6 million share of JPA sanitation and depreciation expenses partly offset the contributions. The larger cash contributions were the main reason cash and investments fell $17.8 million to $105.3 million, even as net cash from operations increased $6.3 million to $44.3 million. This increase was primarily due to capital contributions for the Las Virgenes-Triunfo Pure Water Project.

Total liabilities increased $8.0 million. The amount due to the Operating JPA rose from $0.1 million to $13.4 million, and unearned capacity and developer fees increased $1.9 million. These increases were partly offset by a $3.7 million decline in the net pension liability and a $2.5 million decline in the net OPEB liability. For both plans, assets held in trust grew faster than measured benefit obligations. Unrestricted net position increased $5.0 million, and net investment in capital assets increased $7.1 million. See the next section for capital and financing activity.

District Operating Results

Operating revenues rose $3.9 million, or 4.7%. Water sales and service fees increased $2.2 million, and sanitation service fees increased $1.8 million. Higher potable water revenues due to adopted rate increases and Metropolitan Water District of Southern California pass-through changes were the reason for the increase. Potable water deliveries declined 5.3%, from 15,459 to 14,647 acre-feet. Potable water revenues rose $1.9 million to $52.8 million, and recycled water revenues fell about $0.2 million to $5.1 million. Sanitation service fees rose to $24.9 million following the rate increase.

Operating expenses increased $3.5 million, or 4.5%. Water transmission and distribution rose $2.4 million, primarily because of emergency pipeline repairs. Pumping costs increased $0.5 million and sanitation expenses rose $0.7 million, primarily in administration and treatment. Additionally cost pressures included Board-approved compensation adjustment and one-time OceanWell pilot costs. Metropolitan reimbursed $350,000 of those pilot costs through a grant.

The increase in net position was $1.8 million lower than in Fiscal Year 2024–25, mainly because interest income fell $2.8 million. Higher noncapital subsidies and lower Operating JPA expenses in Fiscal Year 2025–26 partly offset that decline.

Discretely Presented Component Units

The Operating JPA's net position increased $50.6 million to $177.3 million. The increase in net position was driven by $55.7 million in capital contributions from the two participating districts offset by recorded depreciation and amortization expense of $5.1 million. The Financing Authority reported $118,000 in receivables and an equal amount in payables at year-end. See Note 1 for information on the component units' separate financial reports.

Significant Capital Asset and Long-Term Financing Activity

Capital Assets

The District invests in a broad range of infrastructure including water and sewer lines, wastewater facilities, reservoirs, tanks, distribution facilities, compost facility, maintenance and administration facilities, vehicles and equipment, intangible right-to-use assets, and an investment in Joint Venture of $122 million as shown in Table 3.

TABLE 3
Capital Assets
As of June 30,
(in thousands of dollars)

	2026	2025	Dollar Change	Total Percent Change
Land	$ 6,915	$ 6,915	$ -	0.0%
Buildings and improvements	19,969	22,095	(2,126.23)	0.0%
Machinery and equipment	13,391	13,892	(500)	-3.60%
Infrastructure	226,645	221,790	4,854	2.19%
Construction in progress	16,242	17,410	(1,169)	-6.71%
Leased Equipment	87	39	47	119.92%
SBITA	853	1,273	(420)	-32.98%
Subtotal	284,102	283,415	687	0.24%
Less accumulated depreciation/amortization	(136,968)	(142,240)	5,272	-3.71%
Net Property, Plant and Equipment	147,134	141,175	5,959	4.22%
Investment in Joint Venture	121,975	86,467	35,508	41.07%
Total Capital Assets	$ 269,109	$ 227,642	$ 41,467	18.22%

District capital assets increased $6.0 million, or 4.2%, after depreciation and amortization. The District added $11.2 million to construction in progress and placed $12.3 million of projects into service, primarily water plant and source-of-supply assets. See Note 8.

The following is a summary of some of the major improvements over the last two fiscal years:

TABLE 4
Major Capital Improvement Projects
(in thousands of dollars)

	2026	2025
Water Tank Rehabilitation	$ 2,785	$ 678
Cornell Pump Station Upgrades	2,444	1,244
Upgrade Wireless Communication Backhaul System	861	-
Calabasas Park Main Extension	-	1,761
Total for projects listed	$ 6,090	$ 3,683

Construction Commitments

District construction commitments rose from $3.6 million in Fiscal Year 2024-25 to $6.1 million in Fiscal Year 2025-26. At year-end the largest were Cornell Pump Station upgrades ($2.4 million) and water tank rehabilitation ($2.8 million). Separately, the Operating JPA's commitments increased from $19.1 million in Fiscal Year 2024-25 to $23.7 million in Fiscal Year 2025-26, including $20.0 million for the Pure Water Project Las Virgenes–Triunfo. See Note 15.

Long-Term Financing

Debt and related financing liabilities fell $1.2 million. The District repaid $1.0 million in principal on its 2020 installment purchase agreement for smart meters and water system improvements. The agreement carries a 1.95% interest rate and is scheduled to be paid in full in November 2029. New lease and subscription obligations totaled $156,051. See Note 10.

TABLE 5
District Debt and Related Financing Liabilities
As of June 30,
(in thousands of dollars)

	2026	2025
2020 Installment purchase agreements	$ 4,335	$ 5,365
Lease liabilities	80	5
Software subscription liabilities	163	383
Total debt and related financing liabilties	$ 4,579	5,754
Due within one year	$ 3,349	$ 4,497

In May 2026, the District entered into Pure Water Project payment agreements with the Financing Authority, Operating JPA, and Triunfo Water & Sanitation District. The District agreed to pay 70.60% of project debt service from its net revenues. The Financing Authority and Operating JPA also entered into a $150 million interim credit facility. The facility had a zero outstanding balance on June 30, 2026. See Note 16.

Currently Known Facts, Decisions, or Conditions

Rates and Capital Budget

New potable water, recycled water, and sanitation rates took effect January 1, 2026, with further scheduled adjustments each January through 2030. Fiscal Year 2026–27 will reflect a full year under the new rate schedule, including the next adjustments in January 2027. These changes will affect service revenues and help fund operations and capital improvements.

The adopted Fiscal Year 2026–27 budget provides $178.8 million for the District's share of capital projects, including $158 million for the Las Virgenes-Triunfo Pure Water Project. Other major projects budgeted in Fiscal Year 2025-26 include Westlake Reservoir Water Quality Equipment, Lift Station Improvements, Potable Water System Rehabilitations, Twin Lakes Pump Station Pipeline, and Twin Lakes, Dardenne and Oakridge Tank Rehabilitations.

Subsequent Events

See note 18 for further information on debt-related subsequent events that occurred after the close of Fiscal Year 2025-26.

Contacting the District's Financial Manager

This financial report is designed to provide our residents, customers, investors, and creditors with a general overview of the District's finances and to demonstrate the District's accountability for the money it receives. If you have questions about this report or need additional financial information, contact the Las Virgenes Municipal Water District, Department of Finance and Technology, 4232 Las Virgenes Road, Calabasas, California 91302, or visit our website at www.lvmwd.com.

Statements of Net Position
June 30, 2026 and 2025

	Primary Government		Discretely Presented Component Unit - JPA	
	2026	2025	2026	2025
ASSETS				
Current assets:				
Cash and investments (Note 3)	$ 105,297,671	$ 123,057,917	$ 1,026,755	$ 7,127,350
Receivables:				
Sales and services, net of allowance for uncollectible (Note 4)	11,182,034	10,435,874	1,382,195	4,336,465
Due from Las Virgenes Municipal Water District	-	-	-	-
Due from Triunfo Water & Sanitation District	-	-	-	-
Leases (Note 7)	1,434,537	1,173,817	-	-
Interest	164,140	191,453	7,844	10,986
Interest receivable - designated for capital projects	-	-	-	-
Taxes	-	-	-	-
Other	813,739	428,539	-	-
Inventories (Note 5)	13,295,773	10,624,554	-	-
Prepaid items	2,910,436	6,415,628	569,375	513,622
Due from other governments	-	-	11,428,918	-
Total current assets	135,098,330	152,327,782	14,415,087	11,988,423
Noncurrent assets:				
Investments in Joint Powers Authority (Note 6)	121,975,363	86,467,332	-	-
Capital assets (Note 8):				
Nondepreciable	23,157,233	24,325,828	106,138,621	51,417,149
Depreciable, net of accumulated depreciation/amortization	123,976,717	116,849,199	71,149,502	75,229,280
Intangible right-to-use assets, net	-	-	-	-
Capital assets, net	147,133,950	141,175,027	177,288,123	126,646,429
Total noncurrent assets	269,109,313	227,642,359	177,288,123	126,646,429
Total assets	404,207,643	379,970,141	191,703,210	138,634,852
DEFERRED OUTFLOWS OF RESOURCES				
Pension-related deferred outflows of resources (Note 11)	8,777,745	9,916,093	-	-
OPEB-related deferred outflows of resources (Note 12)	3,440,674	5,201,596	-	-
Total deferred outflows of resources	12,218,419	15,117,689	-	-

The accompanying notes are an integral part of these financial statements.

Statements of Net Position (Continued)
June 30, 2026 and 2025

	Discretely Presented Component Unit - Public Finance Authority	
	2026	2025
ASSETS		
Current assets:		
Cash and investments (Note 3)	$ -	$ -
Receivables:		
Sales and services, net of allowance for uncollectible (Note 4)	-	-
Due from Las Virgenes Municipal Water District	83,308	
Due from Triunfo Water & Sanitation District	34,692	
Leases (Note 7)	-	-
Interest	-	-
Interest receivable - designated for capital projects	-	-
Taxes	-	-
Other	-	-
Inventories (Note 5)	-	-
Prepaid items	-	-
Due from other governments	-	-
Total current assets	118,000	-
Noncurrent assets:		
Investments in Joint Powers Authority (Note 6)	-	-
Capital assets (Note 8):		
Nondepreciable	-	-
Depreciable, net of accumulated depreciation/amortization	-	-
Intangible right-to-use assets, net	-	-
Capital assets, net	-	-
Total noncurrent assets	-	-
Total assets	118,000	-
DEFERRED OUTFLOWS OF RESOURCES		
Pension-related deferred outflows of resources (Note 11)	-	-
OPEB-related deferred outflows of resources (Note 12)	-	-
Total deferred outflows of resources	-	-

The accompanying notes are an integral part of these financial statements.

Statements of Net Position (Continued)
June 30, 2026 and 2025

	Primary Government		Discretely Presented Component Unit - JPA	
LIABILITIES	**2026**	**2025**	**2026**	**2025**
Current liabilities:				
Accounts and contracts payable and accrued expenses	$ 10,306,767	$ 10,612,067	$ 14,415,087	$ 3,123,220
Interest payable	26,235	28,509	-	-
Unearned capacity and developer fees	8,291,675	6,410,931	-	-
Due to primary government	-	-	-	-
Due to other government	83,308	-	-	8,865,203
Due to Joint Powers Authority (Note 6)	13,446,910	127,152	-	-
Deposits and other	685,261	671,235	-	-
Compensated absences - due within one year (Note 9)	384,615	329,854	-	-
Long-term debt - due within one year (Note 10)	1,230,065	1,256,253	-	-
Total current liabilities	34,454,836	19,436,001	14,415,087	11,988,423
Noncurrent liabilities:				
Compensated absences (Note 9)	3,574,987	3,273,672	-	-
Long-term debt - due in more than one year (Note 10)	3,348,559	4,497,394	-	-
Net pension liabilities (Note 11)	24,293,090	27,973,039	-	-
Net OPEB liabilities (Note 12)	1,921,483	4,435,534	-	-
Total noncurrent liabilities	33,138,119	40,179,639	-	-
Total liabilities	67,592,955	59,615,640	14,415,087	11,988,423
DEFERRED INFLOWS OF RESOURCES				
Pension-related deferred inflows of resources (Note 11)	2,672,403	51,369	-	-
OPEB-related deferred inflows of resources (Note 12)	3,129,729	4,740,215	-	-
Leases (Note 7)	1,402,013	1,135,529	-	-
Total deferred inflows of resources	7,204,145	5,927,113	-	-
NET POSITION (Note 13)				
Primary government's net investment in capital assets	142,501,264	135,399,980	121,557,739	85,791,120
Other government's net investment in capital assets	-	-	55,730,384	40,855,309
Restricted for:				
Debt service	-	-	-	
Unrestricted	199,127,698	194,145,097	-	-
Total net position	$ 341,628,962	$ 329,545,077	$ 177,288,123	$ 126,646,429

The accompanying notes are an integral part of these financial statements.

Statements of Net Position (Concluded)
June 30, 2026 and 2025

	Discretely Presented Component Unit - Public Financing Authority	
LIABILITIES	**2026**	**2025**
Current liabilities:		
Accounts and contracts payable and accrued expenses	$ 118,000	$ -
Interest payable	-	-
Unearned capacity and developer fees	-	-
Due to primary government	-	-
Due to other government	-	-
Due to Joint Powers Authority (Note 6)	-	-
Deposits and other	-	-
Compensated absences - due within one year (Note 9)	-	-
Long-term debt - due within one year (Note 10)	-	-
Total current liabilities	118,000	-
Noncurrent liabilities:		
Compensated absences (Note 9)	-	-
Long-term debt - due in more than one year (Note 10)	-	-
Net pension liabilities (Note 11)	-	-
Net OPEB liabilities (Note 12)	-	-
Total noncurrent liabilities	-	-
Total liabilities	118,000	-
DEFERRED INFLOWS OF RESOURCES		
Pension-related deferred inflows of resources (Note 11)	-	-
OPEB-related deferred inflows of resources (Note 12)	-	-
Leases (Note 7)	-	-
Total deferred inflows of resources	-	-
NET POSITION (Note 13)		
Primary government's net investment in capital assets	-	-
Other government's net investment in capital assets	-	-
Restricted for:		
Debt service	-	
Unrestricted	-	-
Total net position	$ -	$ -

The accompanying notes are an integral part of these financial statements.

Statements of Revenues, Expenses, and Changes in Net Position
For the Years Ended June 30, 2026 and 2025

	Primary Government		Discretely Presented Component Unit - JPA	
	2026	2025	2026	2025
Operating revenues:				
Water sales and service fees	$ 61,547,567	$ 59,322,355	$ -	$ -
Sanitation service fees	24,985,387	23,142,011	-	-
Wholesale recycle water sales	-	-	3,783,178	3,681,284
Other income	1,795,245	1,911,761	213,038	171,777
Lease income	84,236	91,967	-	-
Billings to primary government	-	-	15,032,432	15,276,616
Billings to other government	-	-	6,967,305	7,143,080
Total operating revenues	88,412,435	84,468,094	25,995,953	26,272,757
Operating expenses:				
Water expenses:				
Source of supply	28,443,668	28,421,333	-	-
Pumping	3,404,376	2,925,163	-	-
Transmission and distribution	7,510,917	5,120,552	-	-
Meter	229,288	180,291	-	-
Water conservation	191,542	150,907	-	-
General and administrative	12,257,548	12,131,320	-	-
Total water expenses	52,037,339	48,929,566	-	-
Sanitation expenses:				
Share of Joint Powers Authority (expense)	19,626,818	20,176,535	-	-
Other sewage treatment	915,244	650,072	-	-
Lift stations	441,280	456,272	-	-
General and administrative	3,323,707	2,838,810	-	-
Total sanitation expenses	24,307,049	24,121,689	-	-
JPA expenses:				
Operating expenses	-	-	11,533,636	12,273,209
General and administrative	-	-	14,765,637	14,393,734
Total JPA expenses	-	-	26,299,273	26,666,943
Depreciation and amortization	5,247,008	4,999,592	5,054,543	5,657,310
Total operating expenses	81,591,396	78,050,847	31,353,816	32,324,253
Net Operating Income (Loss)	6,821,039	6,417,247	(5,357,863)	(6,051,496)

The accompanying notes are an integral part of these financial statements.

Statements of Revenues, Expenses, and Changes in Net Position (Continued)
For the Years Ended June 30, 2026 and 2025

	Discretely Presented Component Unit - Public Finance Authority	
	2026	2025
Operating revenues:		
Water sales and service fees	$ -	$ -
Sanitation service fees	-	-
Wholesale recycle water sales	-	-
Other income	-	-
Lease income	-	-
Billings to primary government	-	-
Billings to other government	-	-
Total operating revenues	-	-
Operating expenses:		
Water expenses:		
Source of supply	-	-
Pumping	-	-
Transmission and distribution	-	-
Meter	-	-
Water conservation	-	-
General and administrative	-	-
Total water expenses	-	-
Sanitation expenses:		
Share of Joint Powers Authority (expense)	-	-
Other sewage treatment	-	-
Lift stations	-	-
General and administrative	-	-
Total sanitation expenses	-	-
JPA expenses:		
Operating expenses	-	-
General and administrative	-	-
Total JPA expenses	-	-
Depreciation and amortization	-	-
Total operating expenses	-	-
Net Operating Income (Loss)	-	-

The accompanying notes are an integral part of these financial statements.

Statements of Revenues, Expenses, and Changes in Net Position (Continued)
For the Years Ended June 30, 2026 and 2025

	Primary Government		Discretely Presented Component Unit - JPA	
	2026	2025	2026	2025
Noncapital Subsidies				
Taxes and penalties	$ 612,306	$ 592,660	$ -	$ -
Noncapital contribution to project	-	-	-	100,000
Intergovernmental grants	485,000	-	-	-
Total noncapital subsidies	1,097,306	592,660	-	100,000
Operating income (loss) and noncapital subsidies	7,918,345	7,009,907	(5,357,863)	(5,951,496)
Other nonoperating revenues (expenses):				
Interest income	3,756,343	6,602,274	303,319	294,187
Interest expense and fiscal charges	47,691	224,631	-	-
Participants reimbursements	-	-	-	-
Gain (loss) on disposal of capital assets	21,611	19,327	-	-
Capital contributions from others	339,895	-	-	-
Capital contributions from primary government	-	-	39,321,544	15,975,102
Capital contributions from other government	-	-	16,374,694	10,517,609
Total other nonoperating revenues (expenses)	4,165,540	6,846,232	55,999,557	26,786,898
Changes in Net Position	12,083,885	13,856,139	50,641,694	20,835,402
Net position:				
Beginning of year	329,545,077	315,688,938	126,646,429	105,811,027
End of year	$ 341,628,962	$ 329,545,077	$ 177,288,123	$ 126,646,429

The accompanying notes are an integral part of these financial statements.

Statements of Revenues, Expenses, and Changes in Net Position (Concluded)
For the Years Ended June 30, 2026 and 2025

	Discretely Presented Component Unit - Public Finance Authority	
	2026	2025
Noncapital Subsidies		
Taxes and penalties	$ -	$ -
Noncapital contribution to project	-	-
Intergovernmental grants	-	-
Total noncapital subsidies	-	-
Operating income (loss) and noncapital subsidies	-	-
Other nonoperating revenues (expenses):		
Interest income	-	-
Interest expense and fiscal charges	(118,000)	-
Participants reimbursements	118,000	-
Gain (loss) on disposal of capital assets	-	-
Capital contributions from others	-	-
Capital contributions from primary government	-	-
Capital contributions from other government	-	-
Total other nonoperating revenues (expenses)	-	-
Changes in Net Position	-	-
Net position:		
Beginning of year	-	-
End of year	$ -	$ -

The accompanying notes are an integral part of these financial statements.

Statements of Cash Flows
For the Years Ended June 30, 2026 and 2025

	Primary Government	
	2026	2025
Cash flows from operating activities:		
Cash received from customers	$ 87,666,275	$ 82,634,044
Cash payments to suppliers for operations	(39,152,134)	(35,521,461)
Cash received from Joint Powers Authority	13,403,066	4,990,942
Cash payments for general and administrative expenses	(17,509,361)	(14,116,334)
Cash paid to the Joint Powers Authority	(19,626,818)	(20,176,535)
Net cash provided by operating activities	24,781,028	17,810,656
Cash flows from noncapital financing activities:		
Intergovernmental subsides	485,000	-
Property taxes and fee collected	612,306	592,660
Net cash provided by noncapital financing activities	1,097,306	592,660
Cash flows from capital and related financing activities:		
Acquisition of capital assets	(11,120,921)	(8,598,542)
Proceeds from sale of capital assets	146,714	28,538
Capital contribution	339,895	-
Repayment of bonds payable and leases/subscriptions	(1,331,074)	(1,368,040)
Cash received from leases receivable	5,764	(24,901)
Interest payment	44,660	222,949
Net cash provided by (used in) capital and related financing activities	(11,914,962)	(9,739,996)
Cash flows from investing activities:		
Interest received	3,784,413	6,638,763
Contributions to Joint Power Authority	(35,508,031)	(15,801,057)
Net cash (used in) investing activities	(31,723,618)	(9,162,294)
Net Change in Cash and Cash Equivalents	(17,760,246)	(498,974)
Cash and cash equivalents:		
Beginning of year	123,057,917	123,556,891
End of year	$ 105,297,671	$ 123,057,917
Noncash investing activities:		
Change in fair value of investments	$ 311,284	$ (2,268,657)
Noncash capital and related financing activities:		
Lease/subscription acquisition	$ 156,051	$ 396,507
Loss on disposal	-	9,211
Contract retainage	54,062	21,400
	$ 210,113	$ 427,118

The accompanying notes are an integral part of these financial statements.

Statements of Cash Flows (Continued)
For the Years Ended June 30, 2026 and 2025

	Primary Government	
	2026	2025
Reconciliation of net operating income to net cash provided by operating activities:		
Net operating income	$ 6,821,039	$ 6,417,247
Adjustments to reconcile operating income to net cash provided by operating activities		
Depreciation and amortization	5,247,008	4,999,592
Changes in operating assets and liabilities		
(Increase) decrease in accounts and other receivables	(1,131,360)	(1,877,488)
(Increase) decrease in due from Joint Powers Authority	-	4,863,790
(Increase) decrease in inventories	(2,671,219)	152,052
(Increase) decrease in prepaid items	3,505,192	(3,885,697)
(Increase) decrease in deferred outflows or resources - pension	1,138,348	(417,249)
(Increase) decrease in deferred outflows or resources - OPEB	1,760,922	626,528
Increase (decrease) in accounts and contracts payable and accrued expenses, net of retainage payable	1,521,382	6,139,210
Increase (decrease) in compensated absences	356,076	1,505,166
Increase (decrease) in deposits and other	14,026	21,002
Increase (decrease) in due to Joint Powers Authority	13,319,758	127,152
Increase (decrease) in due to other government	83,308	-
Increase (decrease) in net pension liability	(3,679,949)	2,692,640
Increase (decrease) in net OPEB liability	(2,514,051)	(2,365,736)
Increase (decrease) in deferred inflows or resources - pension	2,621,034	(256,839)
Increase (decrease) in deferred inflows or resources - OPEB	(1,610,486)	(930,714)
Net cash provided by operating activities	$ 24,781,028	$ 17,810,656

The accompanying notes are an integral part of these financial statements.

Note 1 - Reporting Entity

Las Virgenes Municipal Water District (the "District") is organized under the Municipal Water District Act of 1911 (California Water Code 71000). A five-member board of directors, who are elected by geographic divisions, provide governance. The District was formed to secure a high quality, reliable source of water for areas that include the cities of Agoura Hills, Calabasas, Hidden Hills, and Westlake Village, plus surrounding unincorporated portions of western Los Angeles County.

Discretely Presented Component Units

Las Virgenes – Triunfo Joint Powers Authority

The Las Virgenes-Triunfo Joint Powers Authority ("JPA") was created on October 12, 1964 between the District and Triunfo Water & Sanitation District ("TWSD") for the purpose of constructing, operating, maintaining, and providing for the replacement of a joint sewage system to serve the Malibu Canyon drainage area. The JPA consists of ten board members where five of them are the board members of the District and the other five are the board members of TWSD. The JPA is fiscally dependent in that the JPA could not issue bonded debt without approval from the District. There is a financial benefit and burden relationship between the District and the JPA. The JPA issues a separate financial report that is available upon request from the District. The financial statements of the JPA are included as a discretely presented component of the District's financial statements.

Las Virgenes – Triunfo Public Financing Authority

The Las Virgenes-Triunfo Public Financing Authority ("PFA") was created on September 1, 2023 between the District and Triunfo Water & Sanitation District ("TWSD") pursuant to a Joint Exercise of Powers Agreement for the purpose of assisting the District and TWSD in financing and refinancing capital improvement projects and the financing of working capital for the District and TWSD. The PFA consists of ten board members where five of them are the board members of the District and the other five are the board members of TWSD. The PFA is a public entity separate from its members, and the debts, liabilities and obligations of the PFA do not constitute debts, liabilities or obligations of the District or TWSD. The PFA does not own or operate any assets and serves solely as a pass-through entity for the purpose of issuing debt. There is a financial benefit and burden relationship between the District and the PFA. The PFA issues a separate audited financial report that is available upon request from the District. The financial statements of the PFA are included as a discretely presented component of the District's financial statements.

Note 2 - Summary of Significant Accounting Policies

Basis of Presentation

Financial statement presentation follows the recommendations promulgated by the Governmental Accounting Standards Board ("GASB") commonly referred to as accounting principles generally accepted in the United States of America ("U.S. GAAP"). GASB is the accepted standard-setting body for establishing governmental accounting and financial reporting standards.

Measurement Focus, Basis of Accounting, and Financial Statement Presentation

The financial statements (i.e., the statement of net position, the statement of revenues, expenses and changes in net position, and statement of cash flows) report information on all of the activities of the District.

The financial statements are reported using the "economic resources" measurement focus and the accrual basis of accounting. Revenues are recorded when earned and expenses are recorded when a liability is incurred, regardless of the timing of related cash flows. Grants and similar items are recognized as revenue as all eligibility requirements have been met. Interest associated with the current fiscal period is considered to be susceptible to accrual and so has been recognized as revenue of the current fiscal period.

The Statement of Net Position reports separate sections for deferred outflows of resources, and deferred inflows of resources, when applicable.

> **Deferred Outflows of Resources** represent outflows of resources (consumption of net assets) that apply to future periods and that, therefore, will not be recognized as an expense until that time.
>
> **Deferred Inflows of Resources** represent inflows of resources (acquisition of net assets) that apply to future periods and that, therefore, are not recognized as a revenue until that time.

Note 2 - Summary of Significant Accounting Policies (Continued)

Measurement Focus, Basis of Accounting, and Financial Statement Presentation (Continued)

The District distinguishes operating revenues and expenses from noncapital subsidies and other nonoperating revenues and expenses. Operating revenues and expenses are revenues and expenses other than nonoperating revenues and expenses. Nonoperating revenues and expenses are (a) subsidies received and provided, (b) contributions to permanent and term endowments, (c) revenues and expenses related to financing, (d) resources from the disposal of capital assets and inventory, and (e) investment income and expenses. The principal operating revenues of the District are potable and recycled water sales, water service charges, and sanitation service fees, while the principal operating revenues of the Joint Powers Authority are recycled water sales and related service revenues. Operating expenses primarily include water purchases, water distribution, wastewater treatment and reclamation, operations and maintenance, management and administrative expenses, and depreciation of capital assets.

Cash, Cash Equivalents, and Investments

Cash and cash equivalents include all highly liquid investments with original maturities of 90 days or less and are carried at cost, which approximates fair value.

The District participates in an investment pool managed by the State of California titled Local Agency Investment Fund (“LAIF”), which has invested a portion of the pool funds in structured notes and asset-backed securities. LAIF’s investments are subject to credit risk with the full faith and credit of the State of California collateralizing these investments. In addition, these structured notes and assets-backed securities are subject to market risk and to change in interest rates. The reported value of the pool is the same as the fair value of the pool shares.

The District also participates in the California Asset Management Program ("CAMP"). CAMP is a California Joint Powers Authority ("JPA") established in 1989 to provide California public agencies with professional investment services. The CAMP Pool is managed to maintain a dollar-weighted average portfolio of 60 days or less and seeks to maintain a constant net asset value (NAV) per share of $1.00. The Pool invests in obligations of the United States Government and its agencies, high-quality, short-term debt obligations of U.S. companies and financial institutions. The Pool is a permitted investment for all local agencies under California Government Code Section 53601(p).

The District also self-manages a portfolio of securities in accordance with the District’s investment policy and California government code (Sections 16429.1, 53600 et seq., and 53638). The District’s policy includes investing in obligations of the U.S. Government or any of its agencies and instrumentalities, certificates of deposit, and municipal bonds. Investments are subject to credit risk and also to market risk due to fluctuating interest rates. To minimize the impact of market risk, it is intended that all investments be held to maturity.

Note 2 - Summary of Significant Accounting Policies (Continued)

Cash, Cash Equivalents, and Investments (Continued)

Certain disclosure requirements, if applicable for deposit and investment risk, are specified for the following areas:

- Interest Rate Risk
- Credit Risk
  - Overall
  - Custodial Credit Risk
  - Concentration of Credit Risk

Restricted Cash and Investments

Cash and investments with fiscal agents are restricted due to limitations on their use by bond covenants or donor limitations. Fiscal agents acting on behalf of the District hold investment funds arising from the proceeds of long-term debt issuances. The funds may be used for specific capital outlays or for the payment of certain bonds, and have been invested only as permitted by specific State statutes or applicable District ordinance, resolution or bond indenture.

Fair Value Measurements

U.S. GAAP defines fair value, establishes a framework for measuring fair value and establishes disclosures about fair value measurement. Investments, unless otherwise specified, recorded at fair value in the Statements of Net Position, are categorized based upon the level of judgment associated with the inputs used to measure their fair value. Levels of inputs are as follows:

Level 1	Inputs are unadjusted, quoted prices for identical assets and liabilities in active markets at the measurement date.
Level 2	Inputs, other than quoted prices included in Level 1, that are observable for the asset or liability through corroboration with market data at the measurement date
Level 3	Unobservable inputs that reflect management's best estimate of what market participants would use in pricing the asset or liability at the measurement date.

Receivables and Unbilled Revenues

Customer accounts receivable consist of amounts owed by private individuals and organizations for services rendered in the regular course of business operations. Receivables are shown net of allowances for doubtful accounts, if any. The District also accrues an estimated amount for services that have been provided, but not yet billed as of June 30. Federal and State grants accrued as revenue when all eligibility requirements have been met. Amount earned but outstanding at year end are reported as due from other governments.

Note 2 - Summary of Significant Accounting Policies (Continued)

Inventories

Inventories consist of expendable materials, supplies, and water in storage and are stated at average cost. Inventory is valued the using normal average cost method.

Prepaid Items

Payments made to vendors for services that will benefit periods beyond the fiscal year ended are recorded as prepaid items.

Capital Assets

Capital assets are valued at historical cost, or estimated historical cost, if actual historical cost was not available. Donated capital assets are valued at their acquisition value on the date donated. The District policy has set the capitalization threshold for reporting capital assets at $10,000, all of which must have an estimated useful life in excess of two years. Depreciation is recorded on a straight-line basis over estimated useful lives of the assets as follows:

Primary Government		
Water Plant	Source of supply (primarily water tanks)	10-100 Years
	Plant	10-75 Years
	Structures	25-35 Years
Sanitation Plant	Plant	10-100 Years
	Machinery and equipment	3-25 Years
General Utility Plant	Building and improvements	10-50 Years
	Machinery and equipment	3-25 Years
Intangible Assets		2-5 Years
Discretely Presented Component Unit - JPA		
Recycle Water Plans	Plant	10-100 Years
	Machinery and equipment	3-25 Years

Major outlays for capital assets are capitalized as projects, once constructed, and repairs and maintenance costs are expensed. Intangible right-to-use lease assets are amortized over the shorter of the lease term or the useful life of the underlying asset, unless the lease contains a purchase option that the District is reasonably certain of being exercised—then the lease asset is amortized over the useful life of the underlying asset.

Note 2 - Summary of Significant Accounting Policies (Continued)

Capital Assets (Continued)

Intangible right-to-use subscription assets are amortized over the shorter of the subscription term or the useful life of the underlying subscription assets.

Capital Contributions

Prepayments of water and sewer capacity fees/connection fees assessed by the District are reported as unearned revenues until construction of the related projects has commenced and the District is reasonably certain they will be completed. Upon completion, the applicable amounts are recognized as capital contributions.

Compensated Absences

District's policy permits its employees to accumulate not more than 288 hours of their current annual vacation for the miscellaneous general and office units and not more than 311 hours for the supervisor, professional, confidential, and management units. General Managers are compensated five days into accrued sick leave bank at onset of employment and eight hours per month thereafter up to 96 hours per year with a maximum of 311 hours accrual. Non-represented employees are compensated eight hours per month. The annual accrual of sick leave has no maximum accrual. The combined unused vacation and sick pay will be paid to the employee or his/her beneficiary upon leaving the District's employment. The amount due will be determined using the salary/wage rate in effect at the time of separation and vesting period.

All vested vacation and compensatory leave time is recognized as an expense and as a liability at the time the benefit vests. The liability for compensated absences is included as part of compensated absences payable from unrestricted current assets.

Long-Term Debt

Debt premiums and discounts are amortized over the life of the debt using the straight-line method. Long-term debt is reported net of the applicable unamortized bond premium or discount. Debt issuance costs are expensed when incurred.

Arbitrage Rebate Requirement

The District is subject to the Internal Revenue Code ("IRC") Section 148(f), related to its tax-exempt revenue bonds. The IRC requires that investment earnings on gross proceeds of any revenue bonds that are in excess of the amount prescribed will be surrendered to the Internal Revenue Service. The District had no rebate liability for arbitrage as of June 30, 2026 and 2025.

Note 2 - Summary of Significant Accounting Policies (Continued)

Pension

For purposes of measuring the net pension liability, deferred outflows of resources and deferred inflows of resources related to pensions, and pension expense, information about the fiduciary net position of the Plan and additions to/deductions from the Plan's fiduciary net position have been determined on the same basis. For this purpose, benefit payments (including refunds of employee contributions) are recognized when currently due and payable in accordance with the benefit terms. Investments are reported at fair value.

U.S. GAAP requires that the reported results must pertain to liability and asset information within certain defined timeframes. For this report, the following timeframes are used.

For the Year Ended	June 30, 2026
Valuation Date	June 30, 2024
Measurement Date	June 30, 2025
Measurement Period	July 1, 2024 to June 30, 2025

For the Year Ended	June 30, 2025
Valuation Date	June 30, 2023
Measurement Date	June 30, 2024
Measurement Period	July 1, 2023 to June 30, 2024

Gains and losses related to changes in total pension liability and fiduciary net position are recognized in pension expense systematically over time. The first amortized amounts are recognized in pension expense for the year the gain or loss occurs. The remaining amounts are categorized as deferred outflows and deferred inflows of resources related to pensions and are to be recognized in future pension expense. The amortization period differs depending on the source of the gain or loss. The difference between projected and actual earnings is amortized straight-line over 5 years. All other amounts are amortized straight-line over the average expected remaining service lives of all members that are provided with benefits (active, inactive, and retired) as of the beginning of the measurement period.

Other Postemployment Benefits ("OPEB")

For purposes of measuring the net OPEB liability, deferred outflows and inflows of resources related to OPEB, and OPEB expense, information about the fiduciary net position and additions to/deductions from the fiduciary net position have been determined by an actuary. Investments are reported at fair value.

Note 2 - Summary of Significant Accounting Policies (Continued)

Other Postemployment Benefits ("OPEB") (Continued)

U.S. GAAP requires that the reported results must pertain to liability and asset information within certain defined timeframes. For this report, the following timeframes are used.

For the Year Ended	June 30, 2026
Valuation Date	June 30, 2024
Measurement Date	June 30, 2025
Measurement Period	July 1, 2024 to June 30, 2025

For the Year Ended	June 30, 2025
Valuation Date	June 30, 2024
Measurement Date	June 30, 2024
Measurement Period	July 1, 2023 to June 30, 2024

Net Position

Net position represents the difference between all other elements in the statement of net position and is displayed in the following three components:

Net Investment in Capital Assets - This component of net position consists of capital assets, net of accumulated depreciation/amortization, reduced by the outstanding balances of debt and deferred inflows and outflows of resources that are attributable to the acquisition, construction, or improvement of those assets.

Restricted - This component of net position consists of restricted assets and related deferred outflows of resources reduced by liabilities and deferred inflows of resources related to those assets.

Unrestricted - This component of net position is the amount of the assets, deferred outflows of resources, liabilities, and deferred inflows of resources that are not included in the determination of net investment in capital assets or the restricted component of net position.

When both restricted and unrestricted resources are available for use, it is the District's policy to use restricted resources first, then unrestricted resources as they are needed.

Property Taxes

Property taxes are levied on March 1 and are payable in two installments: November 1 and February 1 of each year. Property taxes become delinquent on December 10 and April 10, for the first and second installments, respectively. The lien date is March 1. The County of Los Angeles, California ("County") bills and collects property taxes and remits them to the District according to a payment schedule established by the County.

Note 2 - Summary of Significant Accounting Policies (Continued)

Property Taxes (Continued)

The County is permitted by State law to levy on properties at 1% of full market value (at time of purchase) and can increase the property tax rate at no more than 2% per year. The District receives a share of this basic tax levy proportionate to what it received during the years 1976-1978.

Property taxes are recognized in the fiscal year for which the taxes have been levied. No allowance for doubtful accounts was considered necessary.

Use of Estimates

The preparation of financial statements in conformity with U.S. GAAP requires management to make estimates and assumptions that affect certain reported amounts and disclosure. Accordingly, actual results could differ from those estimates.

Accounting Changes

For the year ended June 30, 2026, the financial statements include the adoption of GASB Statement No. 103, *Financial Reporting Model Improvements*. The objective of this Statement is to improve key components of the financial reporting model to enhance its effectiveness in providing information that is essential for decision making and assessing a government's accountability. See note 17 for more detail.

Upcoming New GASB Pronouncements

The District is currently evaluating its accounting practices to determine the potential impact on the financial statements for the following GASB Statements:

- In December 2025, GASB issued Statement No. 105, *Subsequent Events*. This Statement improves financial reporting requirements for subsequent events by clarifying the period during which subsequent events are evaluated, distinguishing between recognized and nonrecognized events, and establishing specific disclosure requirements. This Statement is effective for the District's fiscal year ending June 30, 2027.

Note 3 - Cash and Investments

As of June 30, 2026 and 2025, cash and investments are classified in the accompanying statements of net position as follows:

	2026			2025		
	Primary Government	Discretely Presented Component Unit - JPA	Total	Primary Government	Discretely Presented Component Unit - JPA	Total
Cash and cash equivalents	$ 105,297,671	$ 1,026,755	$ 106,324,426	$ 123,057,917	$ 7,127,350	$ 130,185,267

As of June 30, 2026 and 2025, cash and investments consisted of the following:

	2026			2025		
	Primary Government	Discretely Presented Component Unit - JPA	Total	Primary Government	Discretely Presented Component Unit - JPA	Total
Deposits:						
Demand deposits	$ 1,687,458	$ 825	$ 1,688,283	$ 3,096,424	$ 179,348	$ 3,275,772
Petty cash	500	-	500	700	-	700
Total Deposits	1,687,958	825	1,688,783	3,097,124	179,348	3,276,472
Investments:						
US Treasuries	5,229,246	51,779	5,281,025	3,094,380	179,223	3,273,603
Corporate bonds	492,434	4,876	497,310	-	-	-
Municipal bonds	16,019,917	158,627	16,178,544	11,507,906	666,526	12,174,432
US Government sponsored agency securities	50,244,915	497,518	50,742,433	55,107,498	3,191,768	58,299,266
Certificates of deposit	10,693,043	105,881	10,798,924	10,481,911	607,101	11,089,012
California Asset Management Program	9,552,731	94,590	9,647,321	31,831,419	1,843,642	33,675,061
California Local Agency Investment Fund	11,332,630	112,215	11,444,845	7,706,093	446,329	8,152,422
Money market mutual funds	44,797	444	45,241	231,586	13,413	244,999
Total Investments	103,609,713	1,025,930	104,635,643	119,960,793	6,948,002	126,908,795
Total Cash and Investments	$ 105,297,671	$ 1,026,755	$ 106,324,426	$ 123,057,917	$ 7,127,350	$ 130,185,267

Fair Value Measurement

The District categorizes its fair value measurement within the fair value hierarchy established by accounting principles generally accepted in the United States of America. The hierarchy is based on the valuation inputs used to measure the fair value of the assets. Level 1 inputs are quoted prices in active markets for identical assets; Level 2 inputs are valued using a matrix pricing model; and Level 3 inputs are significant unobservable inputs.

Investments classified in Level 2 are valued using the following inputs:

- Quoted prices for similar assets or liabilities in active markets:
- Quoted prices for identical or similar assets or liabilities in inactive markets;
- Inputs other than quoted prices that are observable for the asset or liability; or
- Inputs that are derived principally from or corroborated by observable market data by correlation or other means

Note 3 - Cash and Investments (Continued)

Fair Value Measurement (Continued)

The District has no investments categorized in Level 3. When valuing Level 3 securities, the inputs or methodology are not necessarily an indication of the risks associated with investing in those securities. Changes in valuation techniques may result in transfers into or out of an assigned level within the disclosure hierarchy.

As of June 30, 2026 and 2025, investments are reported at fair value. The following table presents the fair value measurement of investments on a recurring basis and the levels within GASB 72 fair value hierarchy in which the fair value measurements fall at June 30, 2026 and 2025 for both the District and JPA:

	2026			2025		
	Significant Other Observable Input (Level 2)	Uncategorized	Total	Significant Other Observable Input (Level 2)	Uncategorized	Total
US Treasuries	$ 5,281,025	$ -	$ 5,281,025	$ 3,273,603	$ -	$ 3,273,603
Corporate bonds	497,310	-	497,310	-	-	-
Municipal bonds	16,178,544	-	16,178,544	12,174,432	-	12,174,432
US Government sponsored agency securities	50,742,433	-	50,742,433	58,299,266	-	58,299,266
Certificates of deposit	10,798,924	-	10,798,924	11,089,012	-	11,089,012
California Asset Management Program	-	9,647,321	9,647,321	-	33,675,061	33,675,061
California Local Agency Investment Fund	-	11,444,845	11,444,845	-	8,152,422	8,152,422
Money market mutual funds	-	45,241	45,241	-	244,999	244,999
Total Investments	$ 83,498,236	$ 21,137,407	$ 104,635,643	$ 84,836,313	$ 42,072,482	$ 126,908,795

Demand Deposits

Demand deposits are held in pool by the District. The carrying amounts of cash deposits were $1,687,458 and $3,096,424 at June 30, 2026 and 2025, respectively. Bank balances at June 30, 2026 and 2025 were $3,571,690 and $5,686,395 respectively, which were fully insured and/or collateralized with securities held by the pledging financial institutions in the District's name as discussed below.

The California Government Code requires California banks and savings and loan associations to secure the District's cash deposits by pledging securities as collateral. This Code states that collateral pledged in this manner shall have the effect of perfecting a security interest in such collateral superior to those of a general creditor. Thus, collateral for cash deposits is considered to be held in the District's name.

The fair value of pledged securities must equal at least 110% of the District's cash deposits. California law also allows institutions to secure the District's deposits by pledging first trust deed mortgage notes having a value of 150% of the District's total cash deposits. The District may waive collateral requirements for cash deposits, which are fully insured up to $250,000 by the Federal Deposit Insurance Corporation. The District, however, has not waived the collateralization requirements.

Note 3 - Cash and Investments (Continued)

Investment Pools

The District is a voluntary participant in the California Local Agency Investment Fund ("LAIF") that is regulated by California Government Code Section 18429 under the oversight of the Treasurer of the State of California. LAIF is overseen by the Local Agency Investment Advisory Board, which consists of five members, in accordance with State statute. The District's investments with LAIF include a portion of the pool funds invested in Structured Notes and Asset-Backed Securities.

These investments include the following:

- **Structured Notes -** debt securities (other than asset-backed securities) whose cash flow characteristics (coupon rate, redemption amount, or stated maturity) depend upon one or more indices and/or that have embedded forwards or options.

- **Asset-Backed Securities -** the bulk of which are mortgage-backed securities, entitle their purchasers to receive a share of the cash flows from a pool of assets such as principal and interest repayments from a pool of mortgages (such as CMO's) or credit card receivables.

JPA's investment in LAIF was pooled with the District. As of June 30, 2026, and 2025, the District had $11,444,845 and $8,152,422 respectively, invested in LAIF, which had invested 3.47% and 2.02% of the pool investment funds in Structured Notes and Asset-Backed Securities, respectively. The value of the investment in this pool is reported in the accompanying financial statements at amounts based upon the District's pro-rata share of the fair value provided by LAIF for the entire portfolio (in relation to the amortized cost of that portfolio). The balance available for withdrawal is based on the accounting records maintained by LAIF, which are reported at net asset value.

The District is also a voluntary participant in CAMP, a Joint Powers Authority established in 1989 to provide California public agencies with professional investment services. The CAMP pool is a permitted investment for all local agencies under California Government Code Section 53601(p). CAMP is directed by a Board of Trustees, which is made up of experienced local government finance directors and treasurers. There are no withdrawal limitations or restrictions.

Investments Authorized by the California Code and the District's Investment Policy

The table below identifies the investment types that are authorized for the District (JPA and PFA follow the Districts policy) by the California Government Code (or the District's investment policy, where more restrictive). The table also identifies certain provisions of the California Government Code (or the District's investment policy, where more restrictive) that address interest rate risk, credit risk, and concentration of credit risk.

Note 3 - Cash and Investments (Continued)

Investments Authorized by the California Code and the District's Investment Policy (Continued)

This table does not address investments of debt proceeds held by bond trustees that are governed by the provisions of debt agreements of the District, rather than the general provisions of the California Government Code or the District's investment policy.

Authorized Investment Type	Maximum Maturity	Percentage of Portfolio	Maximum Investment in One Issuer
United States treasury bills, bonds and notes	5 years	None	None
United States government sponsored agency securities	5 years	None	None
Time deposits	1 year	25%	None
Repurchase agreements/reverse repurchase agreement	30 days	25%/10%	None
California Asset Management Program (CAMP)	None	25%	None
California Local Agency Investment Fund (LAIF)	None	None	$75,000,000
Bonds issue by local agencies or states	5 years	None	None
Certificates of deposit (negotiable/non-negotiable/placement)	5 years	25%	$250,000
Money market mutual funds	None	20%	10%

Disclosures Relating to Interest Rate Risk

Interest rate risk is the risk that changes in market interest rates will adversely affect the fair value of an investment. Generally, the longer the maturity of an investment, the greater the sensitivity of its fair value to changes in market interest rates. One of the ways that the District manages its exposure to interest rate risk is by purchasing a combination of shorter term and longer-term investments and by timing cash flows from maturities so that a portion of the portfolio is maturing or coming close to maturity as necessary to provide the cash flow and liquidity needed for operations.

Information about the sensitivity of the fair values of the District's and JPA's investments (including investments held by bond trustee) to market interest rate fluctuations is provided by the following tables that shows the distribution of the District's investments by maturity as of June 30, 2026 and 2025.

	2026					
	Remaining Maturity (in Years)					
Investment Type	Less Than 1 Year	1 to 2 Years	2 to 3 Years	3 to 4 Years	4 to 5 Years	Fair Value Total
US Treasuries	$ -	$ 1,469,140	$ 1,660,230	$ 1,155,405	$ 996,250	$ 5,281,025
Corporate bonds	-	-	-	-	497,310	497,310
Municipal bonds	5,472,165	3,051,684	2,979,605	1,661,460	3,013,630	16,178,544
US Government sponsored agency securities	8,935,350	8,959,280	12,003,740	11,871,040	8,973,023	50,742,433
Certificates of deposit	2,202,147	1,725,356	2,238,283	2,700,112	1,933,026	10,798,924
California Asset Management Program	9,647,321	-	-	-	-	9,647,321
California Local Agency Investment Fund (LAIF)	11,444,845	-	-	-	-	11,444,845
Money market mutual funds	45,241	-	-	-	-	45,241
	$ 37,747,069	$ 15,205,460	$ 18,881,858	$ 17,388,017	$ 15,413,239	$ 104,635,643

Note 3 - Cash and Investments (Continued)

Disclosures Relating to Interest Rate Risk (Continued)

	2025					
	Remaining Maturity (in Years)					
Investment Type	Less Than 1 Year	1 to 2 Years	2 to 3 Years	3 to 4 Years	4 to 5 Years	Fair Value Total
US Treasuries	$ -	$ -	$ 466,445	$ 1,655,148	$ 1,152,010	$ 3,273,603
Municipal bonds	948,598	5,382,345	1,443,635	2,742,837	1,657,017	12,174,432
US Government sponsored agency securities	14,385,526	8,765,660	8,995,740	13,160,650	12,991,690	58,299,266
Certificates of deposit	2,190,131	1,929,744	1,735,804	2,259,959	2,973,374	11,089,012
California Asset Management Program	33,675,061	-	-	-	-	33,675,061
California Local Agency Investment Fund (LAIF)	8,152,422	-	-	-	-	8,152,422
Money market mutual funds	244,999	-	-	-	-	244,999
	$ 59,596,737	$ 16,077,749	$ 12,641,624	$ 19,818,594	$ 18,774,091	$ 126,908,795

Disclosures Relating to Credit Risk

Generally, credit risk is the risk that an issuer of an investment will not fulfill its obligation to the holder of the investment. State law limits investments in commercial paper and corporate bonds to the top two ratings issued by nationally recognized statistical rating organizations (NRSROs). It is the District's policy to limit its investments in these investment types to the top rating issued by NRSROs, including raters Standard and Poor's, and Moody's Investors Service. Presented in the following tables are the Standard and Poor's credit ratings for the District's and JPA's investments as of June 30, 2026 and 2025.

	2026					
Investment Type	Total as of June 30, 2026	Minimum Legal Requirement	AAA	A/AA+/-	A+	Unrated
US Treasury	$ 5,281,025	None	$ -	$ -	$ -	$ 5,281,025
Corporate bonds	497,310	None	-	497,310	-	-
Municipal bonds	16,178,544	AA-	3,942,450	9,826,849	404,560	2,004,685
US Government sponsored agency securities	50,742,433	None	-	35,664,889	-	15,077,544
Certificates of deposit	10,798,924	None	-	-	-	10,798,924
California Asset Management Program	9,647,321	None	9,647,321	-	-	-
California Local Agency Investment Fund (LAIF)	11,444,845	None	-	-	-	11,444,845
Money market mutual funds	45,241	None	-	-	-	45,241
	$ 104,635,643		$ 13,589,771	$ 45,989,048	$ 404,560	$ 44,652,264

	2025					
Investment Type	Total as of June 30, 2025	Minimum Legal Requirement	AAA	AA+/-	A+	Unrated
US Treasury	$ 3,273,603	None	$ -	$ -		$ 3,273,603
Municipal bonds	12,174,432	AA-	3,477,543	7,220,885		1,476,004
US Government sponsored agency securities	58,299,266	None	-	43,395,446		14,903,820
Certificates of deposit	11,089,012	None	-	-		11,089,012
California Asset Management Program	33,675,061	None	33,675,061	-		-
California Local Agency Investment Fund (LAIF)	8,152,422	None	-	-		8,152,422
Money market mutual funds	244,999	None	-	-		244,999
	$ 126,908,795		$ 37,152,604	$ 50,616,331	$ -	$ 39,139,860

Note 3 - Cash and Investments (Continued)

Concentration of Credit

Concentration of credit risk is the risk of loss attributed to the magnitude of the District's investment in a single investment. The investment policy of the District contains no limitations on the amount that can be invested in any one issuer beyond that stipulated by the California Government Code. Further, the District's policy allows no more than 50% of the total investment portfolio to be invested in a single security issuer or with a single financial institution, with the exception of U.S. Treasury securities and authorized pools. As of June 30, 2026 and 2025, the District had investments in Federal Agriculture Mortgage Corporation, Federal Farm Credit Bank and Federal Home Loan Bank that exceed 5% of total portfolio.

Custodial Credit Risk

Custodial credit risk for deposits is the risk that, in the event of the failure of a depository financial institution, a government will not be able to recover its deposits or will not be able to recover collateral securities that are in the possession of an outside party. The custodial credit risk for investments is the risk that, in the event of the failure of the counterparty (e.g., broker-dealer) to a transaction, a government will not be able to recover the value of its investment or collateral securities that are in the possession of another party. The California Government Code and the District's investment policy do not contain legal or policy requirements that would limit the exposure to custodial credit risk for deposits or investments, other than the following provision for deposits: The California Government Code requires that a financial institution secure deposits made by state or local governmental units by pledging securities in an undivided collateral pool held by a depository regulated under state law (unless so waived by the governmental unit). The fair value of the pledged securities in the collateral pool must equal at least 110% of the total amount deposited by the public agencies. California law also allows financial institutions to secure District deposits by pledging first trust deed mortgage notes having a value of 150% of the secured public deposits. As of June 30, 2026, the District's deposits with financial institutions are interest bearing, and have a limited insurance coverage with the federal deposit insurance corporation up to $250,000. Any amounts in excess of $250,000 per institution are collateralized by the bank with pledged securities.

Note 4 - Accounts Receivable

Accounts receivable primarily consist of sales and services fees as well as the District's allocation of property taxes collected but not remitted by Los Angeles County. As of June 30, 2026 and 2025, sales and services receivable, net of allowance for uncollectible accounts, were in the amount of $11,182,034 and $10,435,874 for the District and $1,382,195 and $4,336,465 for the JPA, respectively. As of June 30, 2026 and 2025, allowance for uncollectible accounts were in the amount of $160,650 and $119,340 for the District. The JPA does not have any allowance for uncollectible accounts as of June 30, 2026 and 2025.

Note 5 - Inventories

Inventories consisted of the following as of June 30, 2026 and 2025:

	2026	2025
Primary Government		
Material and supplies	$ 1,455,543	$ 1,298,481
Water in storage	11,840,230	9,326,073
Total	$13,295,773	$10,624,554

Water in storage was calculated by taking the volume of the reservoir and tanks times the average cost per acre foot.

Note 6 - Investment in Joint Powers Authority

The District was the designated administering agent for the Las Virgenes-Triunfo Joint Powers Authority ("JPA"). Costs and capital contributions are generally shared by the two districts in accordance with capacity rights reserved in each component of the joint system. Maintenance and operating costs are pro-rated to the districts in accordance with the average monthly flows contributed by each to the system. The allocation of construction costs related to projects in process is based upon engineering estimates of the capacity rights and is subject to increase or decrease when final costs are determined.

A summary of changes in investment in Joint Powers Authority is as follows:

	2026	2025
Beginning of year	$ 86,467,332	$ 70,666,275
Contributions	55,134,850	35,977,592
Share in income (loss):		
Sanitation expenses	(15,879,404)	(16,030,651)
Depreciation expense	(3,747,415)	(4,145,884)
End of year	$121,975,363	$ 86,467,332

Note 6 - Investment in Joint Powers Authority (Continued)

Investment in Joint Powers Authority includes capitalized interest for the debt issued for the JPA's facilities held under the District's name as follows:

	2026	2025
Primary government's net investment in JPA's capital assets	$121,557,741	$ 85,857,220
Capitalized interest, net	417,622	610,112
Investment in JPA	$121,975,363	$ 86,467,332

Condensed financial statement of the JPA as of and for the year ended June 30, 2026 and 2025 including the participants' approximate percentage shares as follows:

	2026	2025
Beginning of year	$ (127,152)	$ 4,863,790
Additions	26,076,838	14,956,000
(Deletions)	(39,396,596)	(19,946,942)
End of year	$ (13,446,910)	$ (127,152)

The amount due from the JPA at June 30, 2026 and 2025 consisted of the following:

	2026			2025		
	Amount	Las Virgenes Municipal Water District	Triunfo Sanitation District	Amount	Las Virgenes Municipal Water District	Triunfo Sanitation District
Total assets	$ 191,703,210	67%	33%	$ 138,634,852	67%	33%
Total liabilities	14,415,087	67%	33%	11,988,423	67%	33%
Total equity	177,288,123	70%	30%	126,646,429	70%	30%
Billings to participants	21,999,737	67%	33%	22,419,696	67%	33%
Depreciation	5,054,543	70%	30%	5,657,310	70%	30%
Capital contributions	55,696,238	71%	29%	26,492,711	71%	29%

Note 7 - Lease Receivable

As of June 30, 2026 and 2025, the District had 8 active leases. The leases receivables have a value of $1,434,537 and $1,173,817, respectively. The leases have receipts that range from $3,120 to $97,960 and interest rates ranging from 0.3870 to 3.1770%. The value of the deferred inflow of resources as of June 30, 2026 and 2025 is $1,402,013 and $1,135,529, respectively.

Note 8 - Capital Assets

Primary Government

A summary of changes in capital assets for the year ended June 30, 2026 is as follows:

	Balance July 1, 2025	Additions	Deletions	Reclassification	Balance June 30, 2026
Capital assets, not depreciated					
Land:					
Water plant	$ 6,804,123	$ -	$ -	$ -	$ 6,804,123
Sanitation plant	111,235	-	-	-	111,235
Construction in progress	17,410,470	11,174,983	-	(12,343,578)	16,241,875
Total capital assets, not depreciated	24,325,828	11,174,983	-	(12,343,578)	23,157,233
Capital assets, being depreciated/amortized					
Water plant:					
Source of supply	45,797,377	-	-	1,244,311	47,041,688
Plant	135,820,513	-	(41,244)	10,374,763	146,154,032
Structure	32,699,737	-	(5,999,188)	4,564	26,705,113
Sanitation plant:					
Plant	7,472,620	-	(728,939)	-	6,743,681
Machinery and equipment	17,318	-	-	-	17,318
General utility plant:					
Building and improvements	22,094,928	-	(2,375,155)	248,921	19,968,694
Machinery and equipment	13,874,411	-	(971,427)	471,019	13,374,003
Leased Assets:					
Equipment and other assets	39,452	154,941	(107,631)	-	86,762
SBITA	1,272,934	1,110	(420,863)	-	853,181
Total capital assets, being depreciated/ amortized	259,089,290	156,051	(10,644,447)	12,343,578	260,944,472
Less accumulated depreciation/amortization					
Water plant:					
Source of supply	(18,078,246)	(1,046,531)	5,516,172	-	(13,608,605)
Plant	(69,103,301)	(2,318,340)	41,244	6,600	(71,373,797)
Structure	(21,569,456)	(472,022)	-	(6,600)	(22,048,078)
Sanitation plant:					
Plant	(4,714,495)	(72,854)	-	-	(4,787,349)
Machinery and equipment	(17,318)	-	1,150,602	-	1,133,284
General utility plant:					
Building and improvements	(16,210,367)	(570,146)	160,877	-	(16,619,636)
Machinery and equipment	(11,696,916)	(491,422)	3,190,172	-	(8,998,166)
Leased Assets:					
Equipment and other assets	(34,191)	(12,474)	39,414	-	(7,251)
SBITA	(815,801)	(263,219)	420,863	-	(658,157)
Total accumulated depreciation/amortization	(142,240,091)	(5,247,008)	10,519,344	-	(136,967,755)
Total capital assets, being depreciated amortized, net	116,849,199	(5,090,957)	(125,103)	12,343,578	123,976,717
Total capital assets, net	$ 141,175,027	$ 6,084,026	$ (125,103)	$ -	$ 147,133,950

Note 8 - Capital Assets (Continued)

Primary Government (Continued)

A summary of changes in capital assets for the year ended June 30, 2025 is as follows:

	Balance July 1, 2024	Additions	Deletions	Reclassification	Balance June 30, 2025
Capital assets, not depreciated					
Land:					
Water plant	$ 6,804,123	$ -	$ -	$ -	$ 6,804,123
Sanitation plant	111,235	-	-	-	111,235
Construction in progress	10,109,766	8,619,942	-	(1,319,238)	17,410,470
Total capital assets, not depreciated	17,025,124	8,619,942	-	(1,319,238)	24,325,828
Capital assets, being depreciated/amortized					
Water plant:					
Source of supply	45,725,287	-	-	72,090	45,797,377
Plant	134,830,935	-	-	989,578	135,820,513
Structure	33,158,750	-	-	(459,013)	32,699,737
Sanitation plant:					
Plant	7,472,620	-	-	-	7,472,620
Machinery and equipment	17,318	-	-	-	17,318
General utility plant:					
Building and improvements	22,094,928	-	-	-	22,094,928
Machinery and equipment	13,190,043		(32,215)	716,583	13,874,411
Leased Assets:					
Equipment and other assets	77,238	-	(37,786)	-	39,452
SBITA	876,427	396,507	-	-	1,272,934
Total capital assets, being depreciated/ amortized	257,443,546	396,507	(70,001)	1,319,238	259,089,290
Less accumulated depreciation/amortization					
Water plant:					
Source of supply	(17,048,747)	(1,029,499)	-	-	(18,078,246)
Plant	(67,178,640)	(1,924,661)	-	-	(69,103,301)
Structure	(20,930,908)	(638,548)	-	-	(21,569,456)
Sanitation plant:					
Plant	(4,641,641)	(72,854)	-	-	(4,714,495)
Machinery and equipment	(17,318)	-	-	-	(17,318)
General utility plant:					
Building and improvements	(15,744,202)	(466,165)	-	-	(16,210,367)
Machinery and equipment	(11,206,425)	(514,649)	24,158	-	(11,696,916)
Leased Assets:					
Equipment and other assets	(57,611)	(13,212)	36,632		(34,191)
SBITA	(475,797)	(340,004)	-		(815,801)
Total accumulated depreciation/amortization	(137,301,289)	(4,999,592)	60,790	-	(142,240,091)
Total capital assets, being depreciated amortized, net	120,142,257	(4,603,085)	(9,211)	1,319,238	116,849,199
Total capital assets, net	$ 137,167,381	$ 4,016,857	$ (9,211)	$ -	$ 141,175,027

Note 8 - Capital Assets (Continued)

Discretely Presented Component Unit - JPA

A summary of changes in capital assets for the year ended June 30, 2026 is as follows:

	Balance July 1, 2025	Additions	Deletions	Reclassification	Balance June 30, 2026
Capital assets, not depreciated					
Land	$ 14,368,150	$ -	$ -	$ -	$ 14,368,150
Construction in progress	37,048,999	55,696,237	-	(974,765)	91,770,471
Total capital assets, not depreciated	51,417,149	55,696,237	-	(974,765)	106,138,621
Capital assets, being depreciated					
Sewer and treatment plant	144,659,545	-	-	974,765	145,634,310
Compost plant and farm	85,859,127	-	-	-	85,859,127
Recycled water system	36,005,381	-	-	-	36,005,381
Advanced water system	4,420,623	-	-	-	4,420,623
Total capital assets, being depreciated	270,944,676	-	-	974,765	271,919,441
Less accumulated depreciation					
Sewer and treatment plant	(106,572,323)	(2,807,423)	-	-	(109,379,746)
Compost plant and farm	(62,032,980)	(1,768,775)	-	-	(63,801,755)
Recycled water system	(26,675,911)	(389,933)	-	-	(27,065,844)
Advanced water system	(434,182)	(88,412)	-	-	(522,594)
Total accumulated depreciation	(195,715,396)	(5,054,543)	-	-	(200,769,939)
Total capital assets, being depreciated, net	75,229,280	(5,054,543)	-	974,765	71,149,502
Total capital assets, net	$ 126,646,429	$ 50,641,694	$ -	$ -	$ 177,288,123

A summary of changes in capital assets for the year ended June 30, 2025 is as follows:

	Balance July 1, 2024	Additions	Deletions	Reclassification	Balance June 30, 2025
Capital assets, not depreciated					
Land	$ 14,368,150	$ -	$ -	$ -	$ 14,368,150
Construction in progress	21,166,221	26,492,712	-	(10,609,934)	37,048,999
Total capital assets, not depreciated	35,534,371	26,492,712	-	(10,609,934)	51,417,149
Capital assets, being depreciated					
Sewer and treatment plant	134,465,039	-	-	10,194,506	144,659,545
Compost plant and farm	85,443,699	-	-	415,428	85,859,127
Recycled water system	36,005,381	-	-	-	36,005,381
Advanced water system	4,420,623	-	-	-	4,420,623
Total capital assets, being depreciated	260,334,742	-	-	10,609,934	270,944,676
Less accumulated depreciation					
Sewer and treatment plant	(103,175,545)	(3,396,778)	-	-	(106,572,323)
Compost plant and farm	(60,261,682)	(1,771,298)	-	-	(62,032,980)
Recycled water system	(26,275,089)	(400,822)	-	-	(26,675,911)
Advanced water system	(345,770)	(88,412)	-	-	(434,182)
Total accumulated depreciation	(190,058,086)	(5,657,310)	-	-	(195,715,396)
Total capital assets, being depreciated, net	70,276,656	(5,657,310)	-	10,609,934	75,229,280
Total capital assets, net	$ 105,811,027	$ 20,835,402	$ -	$ -	$ 126,646,429

Note 9 - Compensated Absences

A summary of changes (shown net) in compensated absences for the year ended June 30, 2026 is as follows:

Balance July 1, 2025	Net change	Balance June 30, 2026	Due Within One Year	Due in More than One Year
$ 3,603,526	$ 356,076	$ 3,959,602	$ 384,615	$ 3,574,987

A summary of changes in compensated absences for the year ended June 30, 2025 is as follows:

Balance July 1, 2024	Net change	Balance June 30, 2025	Due Within One Year	Due in More than One Year
$ 2,098,360	$ 1,505,166	$ 3,603,526	$ 329,854	$ 3,273,672

Note 10 - Long-Term Liabilities

A summary of changes in long-term debt for the year ended June 30, 2026 is as follows:

	Balance July 1, 2025	Additions	Deletions	Balance June 30, 2026	Due Within One Year	Due in More than One Year
Direct borrowing:						
2020 Installment purchase agreement	$ 5,365,000	$ -	$ (1,030,000)	$ 4,335,000	$ 1,050,000	$ 3,285,000
Lease liability	5,411	154,941	(80,178)	80,174	16,615	63,559
Subscription liability	383,236	1,110	(220,896)	163,450	163,450	-
Total Long-Term Debt	$ 5,753,647	$ 156,051	$ (1,331,074)	$ 4,578,624	$ 1,230,065	$ 3,348,559

A summary of changes in long-term debt for the year ended June 30, 2025 is as follows:

	Balance July 1, 2024	Additions	Deletions	Balance June 30, 2025	Due Within One Year	Due in More than One Year
Direct borrowing:						
2020 Installment purchase agreement	$ 6,375,000	$ -	$ (1,010,000)	$ 5,365,000	$ 1,030,000	$ 4,335,000
Lease liability	20,900	-	(15,489)	5,411	5,411	-
Subscription liability	329,280	396,507	(342,551)	383,236	220,842	162,394
Total Long-Term Debt	$ 6,725,180	$ 396,507	$ (1,368,040)	$ 5,753,647	$ 1,256,253	$ 4,497,394

2020 Installment Purchase Agreement

The District entered into an installment purchase agreement as of June 1, 2020 with the Key Government Finance, Inc. totaling $10,100,000. The purpose of the installment purchase agreement was to finance the acquisition and installation of smart meters and other water system improvements.

The installment purchase agreement has an interest rate of 1.95% and is scheduled to be paid in full on November 1, 2029 and Interest is payable semiannually on May 1 and November 1, beginning November 1, 2020. The installment purchase agreement is subject to prepayment provisions set forth in the installment agreement.

Note 10 - Long-Term Liabilities (Continued)

2020 Installment Purchase Agreement (Continued)

The annual debt service requirements at June 30, 2026 are as follows:

Year Ending June 30,	Principal	Interest	Total
2027	$ 1,050,000	$ 74,295	$ 1,124,295
2028	1,075,000	53,576	1,128,576
2029	1,095,000	32,419	1,127,419
2030	1,115,000	10,871	1,125,871
Total	$ 4,335,000	$ 171,161	$ 4,506,161

Lease Liability

The District has 4 active lease with a lease payment of $345 to $5,422 and interest rate at 0.5420% to 2.8850%. As of June 30, 2026, the combined value of the lease liability is $80,174. The combined value of the right to use asset, as of June 30, 2026, is $86,762 with accumulated amortization of $7,251.

The annual debt service requirements as of June 30, 2026 are as follows:

Year Ending June 30,	Principal	Interest	Total
2027	$ 16,615	$ 2,122	$ 18,737
2028	17,119	1,618	18,737
2029	17,619	1,118	18,737
2030	18,134	603	18,737
2031	10,687	129	10,816
Total	$ 80,174	$ 5,590	$ 85,764

Note 10 - Long-Term Liabilities (Continued)

Subscription Liability

The District has 10 active subscriptions. The subscriptions have payments that range from $0 to $106,665 and interest rates that range from 0.5550% to 3.7640%. As of June 30, 2026, the value of the subscription liability is $163,450. The value of the right to use asset as of June 30, 2026 is $853,181 with accumulated amortization of $658,157.

The annual debt service requirements as of June 30, 2026 are as follows:

Year Ending June 30,	Principal	Interest	Total
2027	$ 163,450	$ 3,260	$ 166,710
Total	$ 163,450	$ 3,260	$ 166,710

Note 11 - Pension Plan - Defined Benefit Plan

General Information about the Pension Plan

Plan Description

The Plan is an agent multiple-employer defined benefit pension plan administered by the California Public Employees' Retirement System (CalPERS). A full description of the pension plan regarding number of employees covered, benefit provisions, assumptions (for funding, but not accounting purposes), and membership information are listed in the Plan's June 30, 2024 Annual Actuarial Valuation Report (funding valuation). Details of the benefits provided can be obtained in Appendix B of the actuarial valuation report. This report and CalPERS' audited financial statements are publicly available reports that can be obtained at CalPERS' website.

Benefits Provided

CalPERS provides service retirement and disability benefits, annual cost of living adjustments and death benefits to plan members, who must be public employees and beneficiaries. Benefits are based on years of credited service, equal to one year of full-time employment. Members with five years of total service are eligible to retire at age 50 with statutorily reduced benefits. All members are eligible for non-duty disability benefits after 5 years of service. The death benefit is one of the following: the Basic Death Benefit, the 1957 Survivor Benefit, or the Optional Settlement 2W Death Benefit. The cost-of-living adjustments for each plan are applied as specified by the Public Employees' Retirement Law.

Note 11 - Pension Plan - Defined Benefit Plan (Continued)

General Information about the Pension Plan (Continued)

The Plan operates under the provisions of the California Public Employees' Retirement Law (PERL), the California Public Employees' Pension Reform Act of 2013 (PEPRA), and the regulations, procedures and policies adopted by the CalPERS Board of Administration. The Plan's authority to establish and amend the benefit terms are set by the PERL and PEPRA, and may be amended by the California state legislature and in some cases require approval by the CalPERS Board.

The Plan's provisions and benefits in effect as of June 30, 2026 are summarized as follows:

	Miscellaneous	
Hire date	Prior to January 1, 2013	On or after January 1, 2013
Benefit formula	2% @ 55	2% @ 62
Benefit vesting schedule	5 years service	5 years service
Benefit payments	monthly for life	monthly for life
Retirement age	50 - 67	52 - 67
Monthly benefits, as a % of eligible compensation	1.426% to 2.418%	1.0% to 2.5%
Required employer contribution rates	10.51%	7.00%

Employees Covered

As of June 30, 2024 and 2023 (valuation dates), the following employees were covered by the benefit terms:

	2024	2023
Inactive employees or beneficiaries currently receiving benefits	191	186
Inactive employees entitled to but not yet receiving benefits	84	78
Active	117	114
Total	392	378

Note 11 - Pension Plan - Defined Benefit Plan (Continued)

General Information about the Pension Plan (Continued)

Contributions

Section 20814(c) of the California Public Employees' Retirement Law (PERL) requires that the employer contribution rates for all public employers are determined on an annual basis by the actuary and shall be effective on the July 1 following notice of a change in the rate. The total plan contributions are determined through CalPERS' annual actuarial valuation process. The actuarially determined rate is the estimated amount necessary to finance the costs of benefits earned by employees during the year, with an additional amount to finance any unfunded accrued liability. The employer is required to contribute the difference between the actuarially determined rate and the contribution rate of employees. Employer contribution rates may change if plan contracts are amended. Payments made by the employer to satisfy contribution requirements that are identified by the pension plan terms as plan member contribution requirements are classified as plan member contributions. Employer Contributions to the Plan for the fiscal year ended June 30, 2026 and 2025 were $4,735,168 and $3,829,800, respectively.

Net Pension Liability

The District's net pension liability for the Plan is measured as the total pension liability, less the pension plan's fiduciary net position. The net pension liability of the Plan is measured as of June 30, 2025, using an annual actuarial valuation as of June 30, 2024 rolled forward to June 30, 2025 using standard update procedures. A summary of principal assumptions and methods used to determine the net pension liability is as follows.

Actuarial Methods and Assumptions Used to Determine Total Pension Liability

The June 30, 2024 valuation was rolled forward to determine the June 30, 2025 total pension liability, based on the following actuarial methods and assumptions:

Valuation Date	June 30, 2024
Measurement Date	June 30, 2025
Actuarial Cost Method	Entry Age Actuarial Cost Method
Asset Valuation Method	Fair Value of Assets
Actuarial Assumptions:	
Discount Rate	6.90%
Inflation	2.30%
Salary Increases	Varies by Entry Age and Service
Mortality Rate Table [(1)]	Derived using CalPERS' membership data for all funds
Post Retirement Benefit Increase	The lesser of contract COLA or 2.30% until Purchasing Power Protection Allowance floor on purchasing power applies, 2.30% thereafter.

[(1)] The mortality table used was developed based on CalPERS-specific data. The probabilities of mortality are based on the 2021 CalPERS Experience Study and Review of Actuarial Assumptions. Mortality rates incorporate full generational mortality improvement using 80% of Scale MP-2020 published by the Society of Actuaries. For more details on this table, please refer to the 2021 experience study report from November 2021 that can be found on the CalPERS website.

Note 11 - Pension Plan - Defined Benefit Plan (Continued)

Net Pension Liability (Continued)

Long-term Expected Rate of Return

The long-term expected rate of return on pension plan investments was determined using a building-block method in which expected future real rates of return (expected returns, net of pension plan investment expense and inflation) are developed for each major asset class.

In determining the long-term expected rate of return, CalPERS took into account both short-term and long-term market return expectations. Using historical returns of all of the funds' asset classes, expected compound (geometric) returns were calculated over the next 20 years using a building-block approach. The expected rate of return was then adjusted to account for assumed administrative expenses of 10 Basis points.

The expected real rates of return by asset class are as follows for June 30, 2026 and 2025:

Asset Class	Assumed Asset Allocation	Real Return[1,2]
Public Equity	37.00%	4.56%
Private Equity	17.00%	5.56%
Fixed Income	28.00%	2.53%
Real Assets	15.00%	3.03%
Private Debt	8.00%	4.93%
Strategic Leverage	(5.00%)	1.40%

[1] An expected inflation of 2.30% used for this period.
[2] Figures are based on the 2024 Asset Liability Management study.

Asset Class	Assumed Asset Allocation	Real Return[1,2]
Global equity - cap-weighted	30.00%	4.54%
Global equity - non-cap-weighted	12.00%	3.85%
Private equity	13.00%	7.28%
Treasury	5.00%	0.27%
Mortgage-backed securities	5.00%	0.50%
Investment grade corporates	10.00%	1.56%
High yield	5.00%	2.27%
Emerging market debt	5.00%	2.48%
Private debt	5.00%	3.57%
Real assets	15.00%	3.21%
Leverage	(5.00%)	(0.59%)

[1] An expected inflation of 2.30% used for this period.
[2] Figures are based on the 2021 Asset Liability Management study.

Note 11 - Pension Plan - Defined Benefit Plan (Continued)

Net Pension Liability (Continued)

Discount Rate

The discount rate used to measure the total pension liability as of June 30, 2025, was 6.90%. This is based on the long-term expected rate of return on plan assets and is net of investment expenses but not reduced for administrative expenses. In determining the long-term expected rate of return, CalPERS took into account 20-year market return expectations as well as the expected pension fund cash flows. Projected returns for all asset classes are estimated and combined with risk estimates to project compound (geometric) returns over the long term.

The projection of cash flows used to determine the discount rate assumed that contributions from plan members will be made at the current member contribution rates and that contributions from employers will be made at statutorily required rates, actuarially determined. Based on those assumptions, the Plan's fiduciary net position was projected to be available to make all projected future benefit payments of current plan members. Therefore, the long-term expected rate of return on plan investments was applied to all periods of projected benefit payments to determine the total pension liability.

Subsequent Events

Subsequent to the measurement date, the CalPERS Board of Administration adopted new actuarial assumptions based on the recommendations in the November 2025 CalPERS Experience Study and Review of Actuarial Assumptions. This study reviewed the retirement rates, termination rates, mortality rates, rates of salary increases, and inflation assumptions, and various other assumptions for public agencies. These new assumptions will be effective as of the June 30, 2025, valuation date and reflected in the June 30, 2026, GASB accounting valuation reports.

Pension Plan Fiduciary Net Position

Information about the pension plan's assets, deferred outflows of resources, liabilities, deferred inflows of resources, and fiduciary net position are presented in CalPERS' audited financial statements, which are publicly available reports that can be obtained at CalPERS' website, at www.calpers.ca.gov. The plan's fiduciary net position and additions to/deductions from the plan's fiduciary net position have been determined on the same basis used by the pension plan, which is the economic resources measurement focus and the accrual basis of accounting. Benefits and refunds are recognized when due and payable in accordance with the terms of the plan. Investments are reported at fair value.

Note 11 - Pension Plan - Defined Benefit Plan (Continued)

Changes in the Net Pension Liability

The following table shows the changes in net pension liability recognized over the measurement period of July 1, 2024 to June 30, 2025:

	Increase (Decrease)		
	Total Pension Liability (a)	Plan Fiduciary Net Position (b)	Net Pension Liability (c)=(a)-(b)
Balance at June 30, 2024 (Valuation Date)	$ 131,097,627	$ 103,124,588	$ 27,973,039
Changes Recognized for the Measurement Period:			
Service cost	2,294,972	-	2,294,972
Interest on the total pension liability	9,005,726	-	9,005,726
Difference between expected and actual experience	2,178,080	-	2,178,080
Contributions from employer	-	3,829,800	(3,829,800)
Contributions from employees	-	1,057,280	(1,057,280)
Investment income, net of administrative expense	-	12,345,339	(12,345,339)
Benefit payments, including refunds of employee contributions	(7,810,871)	(7,810,871)	-
Administrative expense	-	(73,692)	73,692
Net Changes during July 1, 2024 to June 30, 2025	5,667,907	9,347,856	(3,679,949)
Balance at June 30, 2025 (Measurement Date)	$ 136,765,534	$ 112,472,444	$ 24,293,090

The following table shows the changes in net pension liability recognized over the measurement period of July 1, 2023 to June 30, 2024:

	Increase (Decrease)		
	Total Pension Liability (a)	Plan Fiduciary Net Position (b)	Net Pension Liability (c)=(a)-(b)
Balance at June 30, 2023 (Valuation Date)	$ 122,640,839	$ 97,360,440	$ 25,280,399
Changes Recognized for the Measurement Period:			
Service cost	2,248,718	-	2,248,718
Interest on the total pension liability	8,630,419	-	8,630,419
Difference between expected and actual experience	5,048,998	-	5,048,998
Changes in benefit terms	-	-	-
Contributions from the employer	-	3,132,553	(3,132,553)
Contributions from employees	-	936,175	(936,175)
Investment income, net of administrative expense	-	9,245,989	(9,245,989)
Benefit payments, including refunds of employee contributions	(7,471,347)	(7,471,347)	-
Administrative expense	-	(79,222)	79,222
Net Changes during July 1, 2023 to June 30, 2024	8,456,788	5,764,148	2,692,640
Balance at June 30, 2024 (Measurement Date)	$ 131,097,627	$ 103,124,588	$ 27,973,039

Note 11 - Pension Plan - Defined Benefit Plan (Continued)

Sensitivity of the Net Pension Liability to Changes in the Discount Rate

The following presents the net pension liability of the Plan as of the measurement date, calculated using the discount rate of 6.90 percent for the measurement date June 30, 2025 and 2024 Plan's Net Pension Liability, as well as what the net pension liability would be if it were calculated using a discount rate that is 1 percentage-point lower or 1 percentage-point higher than the current rate:

	Discount Rate - 1% (5.9%)	Current Discount Rate (6.9%)	Discount Rate + 1% (7.9%)
2025 Plan's Net Pension Liability/(Asset)	$ 40,925,009	$ 24,293,090	$ 10,452,986

	Discount Rate - 1% (5.9%)	Current Discount Rate (6.9%)	Discount Rate + 1% (7.9%)
2024 Plan's Net Pension Liability/(Asset)	$ 44,032,899	$ 27,973,039	$ 14,606,169

Amortization of Deferred Outflows and Deferred Inflows of Resources

Gains and losses related to changes in total pension liability and fiduciary net position are recognized in pension expense systematically over time.

The first amortized amounts are recognized in pension expense for the year the gain or loss occurs. The remaining amounts are categorized as deferred outflows and deferred inflows of resources related to pensions and are to be recognized in future pension expense.

The amortization period differs depending on the source of the gain or loss:

Net difference between projected and actual earnings on pension plan investments	5-year straight-line amortization
All other amounts	Straight-line amortization over the expected average remaining service lives (EARSL) of all members that are provided with benefits (active, inactive and retired) as of the beginning of the measurement period

Note 11 - Pension Plan - Defined Benefit Plan (Continued)

Pension Expense and Deferred Outflows and Deferred Inflows of Resources Related to Pensions

As of the start of the measurement period (July 1, 2024), the District's net pension liability was $27,973,039. For the measurement periods ending June 30, 2025 and 2024 (the measurement date), the District incurred a pension expense of $4,814,601 and $5,848,352.

As of fiscal year June 30, 2026 and 2025, the District has deferred outflows and deferred inflows of resources related to pensions as follows:

	2026		2025	
	Deferred Outflows of Resources	Deferred Inflows of Resources	Deferred Outflows of Resources	Deferred Inflows of Resources
Differences between Expected and Actual Experience	$ 4,042,577	$ -	$ 4,523,416	$ (51,369)
Changes of Assumptions	-	-	75,124	-
Net Difference between Projected and Actual Earnings on Pension Plan Investments	-	(2,672,403)	1,487,753	-
Pension Contributions Subsequent to Measurement Date	4,735,168	-	3,829,800	-
Total	$ 8,777,745	$ (2,672,403)	$ 9,916,093	$ (51,369)

These amounts above are net of outflows and inflows recognized in the 2024-25 measurement period expense. Contributions subsequent to the measurement date of $4,735,168 and $3,829,800 in during the years ended June 30, 2026 and 2025, respectively, reported with deferred outflows of resources will be recognized as a reduction of the net pension liability in the year ended June 30, 2026 and June 2025. Other amounts reported as deferred outflows and deferred inflows of resources related to pensions will be recognized in future pension expense as follows:

2026		2025	
Year Ended June 30,	Deferred Outflows/(Inflows) of Resources	Year Ended June 30,	Deferred Outflows/(Inflows) of Resources
2027	$ 3,833,137	2026	$ 1,971,275
2028	(162,886)	2027	4,294,748
2029	(1,233,443)	2028	298,725
2030	(1,066,634)	2029	(529,824)
2031	-	2030	-
Total	$ 1,370,174	**Total**	$ 6,034,924

Note 12 - Other Postemployment Benefits

General Information about the OPEB Plan

Plan Description

The District contributes to an agent multiple-employer defined benefit plan to provide post-employment medical benefits. Specifically, the District provides postretirement medical benefits to all employees who retire from the District. The level of benefit and vesting time varies based on the entry date and employee bargaining unit. Benefits range from 100% coverage for employee plus one dependent after five years of service to 75% of the lowest cost plan for employee only after ten years of service. The plan does not provide a publicly available financial report.

The District has elected to join the *California Employers' Retiree Benefit Trust* (the "Trust") in accordance with GASB Statement No. 75, which provides a means to fund the annual OPEB costs, referred to as the *Actuarially Determined Contribution* (ADC). The ADC includes the normal cost (current accrual for benefits being earned) plus an amortization of the unfunded accrued liability or net OPEB liability over 15 years on level-percentage of pay basis. The ADC for fiscal year ended 2026 and 2025 was $728,007 and $706,803, respectively.

Eligibility

Employees of the District are eligible for retiree health benefits if they retire from the District and commence pension benefits under PERS (typically on or after age 50 with at least five years of PERS eligible service). Membership in the plan consisted of the following at June 30, 2026 and 2025, the dates of the latest actuarial valuations, respectively.

	2025	2024
Active employees	118	118
Retired employees and beneficiaries	115	115
Total	233	233

Actuarial Assumptions

The net OPEB liability in the June 30, 2025 actuarial valuation was determined using the following actuarial assumptions, applied to all periods included in the measurement, unless otherwise specified:

Note 12 - Other Postemployment Benefits (Continued)

Net OPEB Liability

Actuarial Assumptions:	
Actuarial cost method	Entry Age, Level Percent of Pay
Asset valuation	Fair value of assets
Discount Rate	5.50%
Inflation	2.50%
Salary Increases	3.00%
Investment Rate of Return	5.50% net of OPEB plan investment expense
Mortality Rate	Post-retirement Mortality Rates for Healthy Recipients from CalPERS Experience Study (2000-2019).
Healthcare Trend Rate	7.00 percent for 2025 decreasing to 5.40 percent for 2029, 5.25 percent for 2030-2034, 4.60 percent for 2035-2049, 4.50 percent for 2050-2064, 4.25 percent for 2065-2074, and 4.00 percent for 2070 and later years; Medicare ages: 4.50 percent for all years.

The actuarial assumptions used in the June 30, 2025 valuation were based on the results of an actuarial experience study for the period July 1, 2024 to June 30, 2025.

Change in Assumptions

No changes in assumptions.

Discount Rate

The discount rate used to measure the net OPEB liability was 5.50%. This discount rate assumes the District continues to fully fund for its retiree health benefits through the California Employers' Retiree Benefit Trust (CERBT) under its investment allocation strategy 3. The rate reflects the CERBT published median interest rate for strategy 3 of 5.00% with an additional margin for adverse deviation. The tables below reflect long-term expected real rate of return by asset class. The rate of return was calculated using the capital market assumptions applied to determine the discount rate and asset allocation. These geometric rates of return are net of administrative expenses.

Measurement dates June 30, 2025.

Asset Class	Percentage of Portfolio	Real Return
Global ex-U.S. Equity	23%	4.5%
U.S. Fixed	51%	2.2%
Treasury Inflation Protected Securities (TIPS)	9%	1.8%
Real Estate	14%	4.6%
Commodities	3%	2.3%
	100%	

Note 12 - Other Postemployment Benefits (Continued)

Net OPEB Liability (Continued)

Measurement dates June 30, 2024

Asset Class	Percentage of Portfolio	Real Return
Global ex-U.S. Equity	23%	4.8%
U.S. Fixed	51%	1.8%
Treasury Inflation Protected Securities (TIPS)	9%	1.6%
Real Estate	14%	3.7%
Commodities	3%	1.9%
	100%	

Change in the Net OPEB Liability

	Increase (Decrease)		
	Total OPEB Liability (a)	Plan Fiduciary Net Position (b)	Net OPEB Liability/(Asset) (c)=(a)-(b)
Balance at June 30, 2024 (Measurement Date)	$ 21,426,866	$ 16,991,332	$ 4,435,534
Changes recognized for the measurement period:			
Service cost	340,250	-	340,250
Interest on the total OPEB liability	1,162,085	-	1,162,085
Contributions from employer	-	2,415,752	(2,415,752)
Net investment income, net of administrative expense	-	1,606,031	(1,606,031)
Benefit payments, including refunds of employee contributions	(1,293,919)	(1,293,919)	-
Administrative expense	-	(5,397)	5,397
Net changes during July 1, 2023 to June 30, 2024	208,416	2,722,467	(2,514,051)
Balance at June 30, 2025 (Measurement Date)	$ 21,635,282	$ 19,713,799	$ 1,921,483

Sensitivity of the Net OPEB Liability to Changes in the Discount Rate

The following presents the net OPEB liability of the District at measurement date June 30, 2025, as well as what the District's net OPEB liability would be if it were calculated using a discount rate 1-percentage point lower (4.50%) or 1-percentage point higher (6.50%) than the current discount rate:

	Discount Rate - 1% (4.50%)	Current Discount Rate (5.50%)	Discount Rate + 1% (6.50%)
Net OPEB Liability	$ 4,325,717	$ 1,921,483	$ (105,199)

Note 12 - Other Postemployment Benefits (Continued)

Change in the Net OPEB Liability (Continued)

Sensitivity of the Net OPEB Liability to Changes in the Discount Rate (Continued)

The following presents the net OPEB liability of the District at measurement date June 30, 2025, as well as what the District's net OPEB liability would be if it were calculated using healthcare cost trend rates that are 1% lower or 1% higher than the current healthcare cost trend rates:

	Healthcare Trend - 1% Decrease	Current Healthcare Cost Trend Rates	Healthcare Trend + 1% Increase
Net OPEB Liability	$ (417,470)	$ 1,921,483	$ 4,733,935

	Increase (Decrease)		
	Total OPEB Liability (a)	Plan Fiduciary Net Position (b)	Net OPEB Liability/(Asset) (c)=(a)-(b)
Balance at June 30, 2023 (Measurement Date)	$ 21,704,991	$ 14,903,721	$ 6,801,270
Changes recognized for the measurement period:			
Service cost	323,820	-	323,820
Interest on the total OPEB liability	1,175,302	-	1,175,302
Difference between expected and actual experience	(685,549)	-	(685,549)
Changes of assumptions	245,563	-	245,563
Contributions from employer	-	2,459,094	(2,459,094)
Contributions from employees	-	970,682	(970,682)
Benefit payments, including refunds of employee contributions	(1,337,261)	(1,337,261)	-
Administrative expense	-	(4,904)	4,904
Net changes during July 1, 2022 to June 30, 2023	(278,125)	2,087,611	(2,365,736)
Balance at June 30, 2024 (Measurement Date)	$ 21,426,866	$ 16,991,332	$ 4,435,534

The following presents the net OPEB liability of the District at measurement date June 30, 2024, as well as what the District's net OPEB liability would be if it were calculated using a discount rate 1-percentage point lower (4.50%) or 1-percentage point higher (6.50%) than the current discount rate:

	Discount Rate - 1% (4.50%)	Current Discount Rate (5.50%)	Discount Rate + 1% (6.50%)
Net OPEB Liability	$ 6,850,337	$ 4,435,534	$ 2,402,391

Note 12 - Other Postemployment Benefits (Continued)

Change in the Net OPEB Liability (Continued)

Sensitivity of the Net OPEB Liability to Changes in the Discount Rate (Continued)

The following presents the net OPEB liability of the District at measurement date June 30, 2024, as well as what the District's net OPEB liability would be if it were calculated using healthcare cost trend rates that are 1% lower or 1% higher than the current healthcare cost trend rates:

	Healthcare Trend - 1% Decrease	Current Healthcare Cost Trend Rates	Healthcare Trend + 1% Increase
Net OPEB Liability	$ 2,280,132	$ 4,435,534	$ 7,020,116

OPEB Liabilities, OPEB Expense and Deferred Outflows/Inflows of Resources to OPEB

For the years ended June 30, 2026 and 2025, the District recognized OPEB (income)/expense of $(350,829) and $(97,990), respectively, for the District Plan. At June 30, 2026 and 2025 the District reported deferred outflows of resources and deferred inflows of resources related to OPEB from the following sources:

	2026		2025	
	Deferred Outflows of Resources	Deferred Inflows of Resources	Deferred Outflows of Resources	Deferred Inflows of Resources
OPEB contributions subsequent to measurement date	$ 2,100,542	$ -	$ 2,503,508	$ -
Changes of assumptions	1,239,915	(27,345)	1,684,423	(300,820)
Differences between expected and actual experience	-	(3,102,384)	-	(4,439,395)
Difference between projected and actual return on investments	100,217	-	1,013,665	-
Total	$ 3,440,674	$ (3,129,729)	$ 5,201,596	$ (4,740,215)

The $2,100,542 and $2,503,508 reported as deferred outflows of resources related to OPEB resulting from the District's contributions subsequent to the measurement date during the years ended June 30, 2026 and 2025, respectively will be recognized as a reduction of the net OPEB liability in the year ended June 30, 2026 and 2025.

Note 12 - Other Postemployment Benefits (Continued)

OPEB Liabilities, OPEB Expense and Deferred Outflows/Inflows of Resources to OPEB (Continued)

Other amounts reported as deferred outflows and deferred inflows of resources related to OPEB will be recognized in future expenses as follows:

2026		2025	
Year Ended June 30,	Deferred Outflows/(Inflows) of Resources	Year Ended June 30,	Deferred Outflows/(Inflows) of Resources
2027	$ (268,377)	2026	$ (765,706)
2028	(700,247)	2027	(140,083)
2029	(566,973)	2028	(571,953)
2030	(191,150)	2029	(438,679)
2031	(62,850)	2030	(62,856)
Thereafter	-	Thereafter	(62,850)
Total	$ (1,789,597)	**Total**	$ (2,042,127)

Note 13 - Net Position

As of June 30, 2026, and 2025, the net position for the District consisted of the following:

	2026		2025	
	Primary Government	Discretely Presented Component Unit - JPA	Primary Government	Discretely Presented Component Unit - JPA
Net investment in capital assets:				
Capital assets, net of accumulated depreciation	$ 147,133,950	$ 177,288,123	$ 141,175,027	$ 126,646,429
Less:				
Contract retainage	(54,062)		(21,400)	-
2020 Installment purchase agreement	(4,335,000)	-	(5,365,000)	-
Lease liability	(80,174)	-	(5,411)	-
Subscription liability	(163,450)	-	(383,236)	-
Total net investment in capital assets	142,501,264	177,288,123	135,399,980	126,646,429
Unrestricted:				
Designated for:				
Investment in JPA	121,975,363	-	86,467,332	-
Rate stabilization	8,000,000	-	8,000,000	-
Insurance	8,672,937	-	8,672,937	-
Operating emergencies	16,359,729	-	16,359,729	-
Pure water	35,000,000	-	35,000,000	-
Undesignated	9,119,669	-	39,645,099	-
Total unrestricted	199,127,698	-	194,145,097	-
Total Net Position	$ 341,628,962	$ 177,288,123	$ 329,545,077	$ 126,646,429

Note 14 - Risk Management

The District has contracted with Allied World Assurance Company/Joint Powers Risk Management Authority (JPRIMA) as its primary insurance provider for general liability, property, inverse condemnation, auto, and physical damage. The coverage for the general liability provides $11 million per occurrence and $61 million in the aggregate with a $100,000 self-insured retention per occurrence. The District's premiums were $3,373,571 and $3,082,493 for the years ended June 30, 2026 and 2025, respectively.

Effective July 1, 2024, the District retained Zenith Insurance Company for its workers' compensation insurance coverage. The District paid premiums of $249,300 and $201,549 for the years ended June 30, 2026 and 2025, respectively.

Note 15 - Construction and Other Significant Commitments

Lawsuits

The District is a defendant in various lawsuits. Although the outcome of these lawsuits is not presently determinable, it is the opinion of the District's legal counsel and the District's management that resolution of these matters will not have a material adverse effect on the financial condition of the District.

Contractual Commitments

As of June 30, 2026, the District had material construction commitments evidenced by contractual commitments with contractors in the amount of $5,210,065.

	Contractual Commitment
Cornell Pump Station Upgrades	$ 2,595,002
Water Tank Rehab	1,812,704
Stunt Road Improvements	372,371
Various construction projects	429,988
	$ 5,210,065

Note 15 - Construction and Other Significant Commitments (Continued)

Contractual Commitments (Continued)

As of June 30, 2026, the JPA had material construction commitments evidenced by contractual commitments with contractors in the amount of $23,682,415.

	Contractual Commitment
Pure Water Project	$ 19,970,981
Tapia Flow Equalization	1,172,066
Tapia Secondary Clarifier Rehab	1,195,401
Rancho Las Virgenes-New Flare	619,734
Tapia Efficient Pump Station	526,297
Various construction projects	197,936
	$ 23,682,415

As of June 30, 2025, the District had material construction commitments evidenced by contractual commitments with contractors in the amount of $9,165,569.

	Contractual Commitment
Cornell Pump Station Upgrades	$ 4,656,744
Water Tank Rehab	1,584,545
Emergency Generators	786,710
Building 1 Improvements	671,448
Various construction projects	1,466,122
	$ 9,165,569

As of June 30, 2025, the JPA had material construction commitments evidenced by contractual commitments with contractors in the amount of $19,146,317.

	Contractual Commitment
Pure Water Project	$ 17,937,441
Rancho New Flare	406,200
Tapia Aluminum Sulfate Tank	359,405
Various construction projects	443,271
	$ 19,146,317

Note 16 - Pure Water Project Las-Virgenes-Triunfo Financing Commitments

Installment Purchase and Related Payment Agreements

On May 1, 2026, the Las Virgenes-Triunfo Public Financing Authority (PFA), the Las Virgenes-Triunfo Joint Powers Authority (Operating JPA), Las Virgenes Municipal Water District (LVMWD), and Triunfo Water & Sanitation District (TWSD) entered into an installment purchase agreement and related payment agreements to finance the Pure Water Project Las Virgenes-Triunfo (Project). The Project will be acquired, constructed, owned, and operated as part of the Operating JPA's joint system. Title to Project components located in Los Angeles County will vest in LVMWD on behalf of the Operating JPA, and title to components located in Ventura County will vest in TWSD on behalf of the Operating JPA.

Under the installment purchase agreement, the PFA agreed to finance and sell the Project to the Operating JPA. The purchase price and installment payments will equal the principal, interest, fees, and other amounts payable under Project financings. The Operating JPA is required to cause the participating districts to make the installment payments and remains contingently responsible if participant payments are not made, subject to the pledged-revenue limitations in the agreement.

The related payment agreements require LVMWD and TWSD to pay 70.60% and 29.40%, respectively, of Project debt service. Each district's obligation is several, rather than joint, and is payable directly to the PFA or, when directed, to the applicable lender or trustee. The payment obligations are payable from and secured by each district's net revenues and are absolute and unconditional, including if the Project is not completed or available for use.

Wells Fargo Credit Facility

On May 14, 2026, the PFA and Operating JPA entered into a non-revolving credit facility with Wells Fargo Municipal Capital Strategies, LLC that permits borrowings of up to $150,000,000 for eligible Project and financing costs. The unused commitment is subject to a ratings-based commitment fee, initially 0.240% per year. Borrowings bear interest at a Daily SOFR-based rate plus a ratings-based spread, initially 0.340%. For the period through June 30, 2026, the PFA recognized a $48,000 commitment fee expense and $70,000 of debt issuance expense consisting of legal costs related to establishing the facility. The combined $118,000 was allocated to LVMWD and TWSD in accordance with their respective 70.60% and 29.40% Project participation percentages. The resulting allocations were $83,308 to LVMWD, consisting of $33,888 of commitment fees and $49,420 of debt issuance costs, and $34,692 to TWSD, consisting of $14,112 of commitment fees and $20,580 of debt issuance costs. The allocations had not been paid by the Districts as of June 30, 2026. No amounts had been drawn under the facility at year-end; therefore, the entire $150,000,000 commitment remained available. Future principal obligations will be recognized for LVMWD's allocated share as Project borrowings are drawn and the related amounts become fixed and determinable. See Note 18 for financing transactions completed after year-end.

Note 17 - Change in Accounting Principle

During the year ended June 30, 2026, the District implemented Governmental Accounting Standards Board (GASB) Statement No. 103, *Financial Reporting Model Improvements.* GASB 103 modifies the presentation of the proprietary fund statement of revenues, expenses, and changes in fund net position, including revised classifications of certain revenues and expenses as operating or nonoperating activities. As a result, the District reclassified certain revenues and expenses to conform to the current-year presentation. These reclassifications included other revenues to water sales and other income; facility charges to general and administrative expenses and other income; taxes and penalties to noncapital subsidies and water sales; lease income to operating revenues; and capital contributions to water sales.

For the JPA, certain other revenues were reclassified to other income, noncapital subsidies, taxes and penalties, and interest income.

The 2025 comparative amounts have been presented on the same basis as 2026.The adoption of this standard had no effect on beginning net position, ending net position, or the change in net position.

Note 18 - Subsequent Events

Pure Water Project Las Virgenes-Triunfo Financing

The Las Virgenes-Triunfo Public Financing Authority (Financing Authority) serves as the financing entity for the Pure Water Project Las Virgenes-Triunfo (Project). The Las Virgenes-Triunfo Joint Powers Authority (Operating JPA), whose members are Las Virgenes Municipal Water District and Triunfo Water & Sanitation District (collectively, the Districts), administers the Project. The financing arrangements described below are supported by related installment purchase and payment agreements among the Financing Authority, Operating JPA, and Districts.

Wells Fargo Credit Facility

On May 14, 2026, the Financing Authority and Operating JPA entered into a $150,000,000 non-revolving credit facility with Wells Fargo Municipal Capital Strategies, LLC. No amounts were outstanding at June 30, 2026. On July 23, 2026, the Financing Authority drew $32,000,000 to reimburse previously incurred Project costs, leaving $118,000,000 available under the facility. Borrowings bear interest at a variable Daily SOFR-based rate plus a ratings-based spread; the undrawn commitment is subject to a ratings-based commitment fee.

Note 18 - Subsequent Events (Continued)

State Water Resources Control Board – Loan and Grant Agreement

On August 14, 2026, the Financing Authority, Operating JPA, and California State Water Resources Control Board completed a construction loan and grant agreement providing up to $84,240,031 for the Project. The funding consists of $15,000,000 of grants and $69,240,031 of repayable financing, comprising a $50,000,000 Clean Water State Revolving Fund loan and a $19,240,031 water recycling loan. Repayable amounts bear interest at 2.2 %; annual payments are scheduled to begin December 1, 2029, with final payment due December 1, 2058.

U.S. EPA WIFIA Loan

On September 16, 2026, the Financing Authority, as borrower, entered into a Water Infrastructure Finance and Innovation Act (WIFIA) loan agreement with the U.S. Environmental Protection Agency (EPA) for a maximum principal amount of $250,771,302 to finance eligible Project costs. Under the agreement, principal payments are scheduled to begin January 15, 2033, and the final installment payment is due no later than July 15, 2064. The loan is secured by a senior pledge of amounts payable by the Districts under related payment agreements.

REQUIRED SUPPLEMENTARY INFORMATION (UNAUDITED)

Required Supplementary Information (Unaudited)
Schedule of Changes in Net Pension Liability and Related Ratios
Last Ten Fiscal Years

California Public Employees' Retirement System ("CalPERS")

Measurement period	2025	2024	2023	2022	2021
Total pension liability					
Service cost	$ 2,294,972	$ 2,248,718	$ 2,170,113	$ 2,090,119	$ 1,890,607
Interest of total pension liability	9,005,726	8,630,419	8,062,847	7,665,701	7,629,771
Changes of Benefit Terms	-	-	114,822	-	-
Differences between expected and actual experience	2,178,080	5,048,998	2,139,641	(821,886)	567,566
Changes of assumptions	-	-	-	1,201,981	-
Benefit payments, including refunds of employee contributions	(7,810,871)	(7,471,347)	(6,719,837)	(5,869,237)	(5,357,190)
Net change in total pension liability	5,667,907	8,456,788	5,767,586	4,266,678	4,730,754
Total pension liability - beginning	131,097,627	122,640,839	116,873,253	112,606,575	107,875,821
Total pension liability - ending (a)	136,765,534	131,097,627	122,640,839	116,873,253	112,606,575
Pension fiduciary net position					
Contributions - employer	3,829,800	3,132,553	3,394,789	3,121,268	2,784,221
Contributions - employee	1,057,280	936,175	909,902	861,955	829,015
Investment income, net of administrative expense[2]	12,345,339	9,245,989	5,860,858	(7,760,816)	19,355,162
Benefit payments, including refunds of employee contributions	(7,810,871)	(7,471,347)	(6,719,837)	(5,869,237)	(5,357,190)
Other	(73,692)	(79,222)	(69,111)	(64,596)	(86,079)
Net change in plan fiduciary net position	9,347,856	5,764,148	3,376,601	(9,711,426)	17,525,129
Plan fiduciary net position - beginning	103,124,588	97,360,440	93,983,839	103,695,265	86,170,136
Plan fiduciary net position - ending (b)	112,472,444	103,124,588	97,360,440	93,983,839	103,695,265
District's net pension liability - ending (a) - (b)	$ 24,293,090	$ 27,973,039	$ 25,280,399	$ 22,889,414	$ 8,911,310
Plan fiduciary net position as a percentage of the total pension liability	82.24%	78.66%	79.39%	80.42%	92.09%
Covered payroll	$ 15,494,778	$ 13,625,884	$ 13,170,993	$ 12,498,168	$ 11,919,217
District's net pension liability as a percentage of covered payroll	156.78%	205.29%	191.94%	183.14%	74.76%

Notes to Schedule:

Changes in Benefit Terms: There were no changes to benefit terms that applied to all members of the Public Agency Pool. Additionally, the figures above do not include any liability impact that may have resulted from Golden Handshakes that occurred after the June 30, 2021 valuation date, unless the liability impact is deemed to be material to the Public Agency Pool.

Required Supplementary Information (Unaudited)
Schedule of Changes in Net Pension Liability and Related Ratios (Continued)
Last Ten Fiscal Years

California Public Employees' Retirement System ("CalPERS")

Measurement period	2020	2019	2018	2017	2016
Total pension liability					
Service cost	$ 1,744,616	$ 1,783,579	$ 1,744,796	$ 1,813,978	$ 1,511,819
Interest of total pension liability	7,306,938	6,894,754	6,486,599	6,456,858	6,362,749
Changes of Benefit Terms	-	-	-	-	-
Differences between expected and actual experience	1,884,476	1,883,971	(1,061,287)	(211,229)	(600,876)
Changes of assumptions	-	-	(2,708,692)	5,214,612	-
Benefit payments, including refunds of employee contributions	(4,996,713)	(4,560,334)	(4,292,253)	(3,808,359)	(3,984,639)
Net change in total pension liability	5,939,317	6,001,970	169,163	9,465,860	3,289,053
Total pension liability - beginning	101,936,504	95,934,534	95,765,371	88,299,511	85,010,458
Total pension liability - ending (a)	107,875,821	101,936,504	95,934,534	97,765,371	88,299,511
Pension fiduciary net position					
Contributions - employer	2,588,930	2,414,889	2,100,676	1,992,743	1,888,232
Contributions - employee	849,386	766,262	815,450	741,264	694,766
Investment income, net of administrative expense[2]	4,134,868	5,268,968	6,323,046	7,711,377	341,006
Benefit payments, including refunds of employee contributions	(4,996,713)	(4,560,334)	(4,292,253)	(3,808,359)	(3,984,639)
Other	(118,013)	(56,818)	(340,224)	(101,485)	(42,564)
Net change in plan fiduciary net position	2,458,458	3,832,967	4,606,695	6,535,540	(1,103,199)
Plan fiduciary net position - beginning	83,711,678	79,878,711	75,272,016	68,736,476	69,839,675
Plan fiduciary net position - ending (b)	86,170,136	83,711,678	79,878,711	75,272,016	68,736,476
District's net pension liability - ending (a) - (b)	$ 21,705,685	$ 18,224,826	$ 16,055,823	$ 22,493,355	$ 19,563,035
Plan fiduciary net position as a percentage of the total pension liability	78.88%	82.12%	83.26%	78.60%	77.84%
Covered payroll	$ 11,200,332	$ 10,997,736	$ 10,354,515	$ 10,502,928	$ 9,775,690
District's net pension liability as a percentage of covered payroll	193.80%	165.71%	155.06%	214.16%	200.12%

Required Supplementary Information (Unaudited)
Schedule of Pension Plan Contributions
Last Ten Fiscal Years

	2026	2025	2024	2023	2022
Actuarially determined contribution	$ 4,735,168	$ 3,829,800	$ 3,132,552	$ 3,394,789	$ 3,121,268
Contributions in relation to the actuarially determined contribution	(4,735,168)	(3,829,800)	(3,132,552)	(3,394,789)	(3,121,268)
Contribution deficiency (excess)	$ -	$ -	$ -	$ -	$ -
Covered payroll[1]	$ 17,604,163	$ 15,494,778	$ 13,625,884	$ 13,170,993	$ 12,498,168
Contributions as a percentage of covered payroll[1]	26.90%	24.72%	22.99%	25.77%	24.97%

[1] Payroll from 2019-20 in the amount of $10,459,327 was assumed to increase by the 2.875% payroll growth assumption

Notes to Schedule:

Valuation date:	6/30/2024	6/30/2023	6/30/2022	6/30/2021	6/30/2020

The actuarial methods and assumptions used to set the actuarially determined contributions for Fiscal Year 2025-26 were from the June 30, 2023 public agency valuations.

Methods and assumptions used to determine contribution rates:

Valuation Date	June 30, 2024
Measurement Date	June 30, 2025
Actuarial Cost Method	Entry Age
Asset Valuation Method	Fair Value of Assets
Actuarial Assumptions:	
Discount Rate	6.90%
Inflation	2.30%
Salary Increases	Varies by Entry Age and Service
Mortality Rate Table [(1)]	The mortality table used was developed based on CalPERS-specific data. The probabilities of mortality are based on the 2021 CalPERS Experience Study and Review of Actuarial Assumptions. Mortality rates incorporate full generational mortality improvement using 80% of Scale MP-2020 published by the Society of Actuaries.
Post Retirement Benefit Increase	The lesser of contract COLA or 2.30% until Purchasing Power Protection Allowance floor on purchasing power applies, 2.30% thereafter.

Required Supplementary Information (Unaudited)
Schedule of Pension Plan Contributions (Continued)
Last Ten Fiscal Years

	2021	2020	2019	2018	2017
Actuarially determined contribution	$ 2,784,221	$ 2,588,931	$ 2,414,889	$ 2,100,676	$ 1,992,743
Contributions in relation to the actuarially determined contribution	(2,784,221)	(2,588,931)	(2,414,889)	(2,100,676)	(1,992,743)
Contribution deficiency (excess)	$ -	$ -	$ -	$ -	$ -
Covered payroll[1]	$ 11,919,217	$ 11,200,332	$ 10,997,736	$ 10,354,515	$ 10,502,928
Contributions as a percentage of covered payroll[1]	23.36%	23.11%	21.96%	20.29%	18.97%

Notes to Schedule:

Valuation date:	6/30/2019	6/30/2018	6/30/2017	6/30/2016	6/30/2015

Las Virgenes Municipal Water District

Required Supplementary Information (Unaudited)
Schedule of Changes in Net OPEB Liability and Related Ratios
Last Ten Fiscal Years

Measurement period[1]	2025	2024	2023	2022	2021	2020	2019	2018	2017
Total OPEB liability									
Service cost	$ 340,250	$ 323,820	$ 437,388	$ 369,911	$ 539,986	$ 560,131	$ 722,811	$ 650,429	$ 174,032
Interest of total OPEB expense	1,162,085	1,175,302	1,163,187	1,460,484	1,430,224	1,572,177	1,494,153	1,424,176	1,412,981
Differences between expected and actual experience	-	(685,549)	-	(6,570,430)	-	(1,485,687)	-	(179,003)	-
Changes of assumptions	-	245,563	-	2,702,224	-	(1,668,195)	-	909,501	-
Benefit payments, including refunds of employee contributions	(1,293,919)	(1,337,261)	(1,198,059)	(1,244,298)	(1,345,809)	(1,303,141)	(1,645,263)	(1,632,555)	(1,022,844)
Net change in total OPEB liability	208,416	(278,125)	402,516	(3,282,109)	624,401	(2,324,715)	571,701	1,172,548	564,169
Total OPEB liability - beginning	21,426,866	21,704,991	21,302,475	24,584,584	23,960,183	26,284,898	25,713,197	24,540,649	23,976,480
Total OPEB liability - ending (a)	21,635,282	21,426,866	21,704,991	21,302,475	24,584,584	23,960,183	26,284,898	25,713,197	24,540,649
OPEB fiduciary net position									
Contributions from employer	2,415,752	2,459,094	2,483,143	2,845,102	2,960,833	2,696,541	2,975,568	2,216,227	1,657,742
Investment income, net of administrative expense[2]	1,606,031	970,682	263,416	(1,571,067)	1,467,876	587,187	544,469	470,926	472,252
Benefit payments, including refunds of employee contributions	(1,293,919)	(1,337,261)	(1,198,059)	(1,244,298)	(1,345,809)	(1,303,141)	(1,645,263)	(1,632,955)	(1,022,844)
Administrative expense	(5,397)	(4,904)	(3,940)	(3,532)	(3,821)	(7,704)	(5,931)	-	(3,938)
Net change in plan fiduciary net position	2,722,467	2,087,611	1,544,560	26,205	3,079,079	1,972,883	1,868,843	1,054,198	1,103,212
Plan fiduciary net position - beginning	16,991,332	14,903,721	13,359,161	13,332,956	10,253,877	8,280,994	6,412,151	5,357,553	4,254,341
Plan fiduciary net position - ending (b)	19,713,799	16,991,332	14,903,721	13,359,161	13,332,956	10,253,877	8,280,994	6,411,751	5,357,553
District's net OPEB liability - ending (a) - (b)	$ 1,921,483	$ 4,435,534	$ 6,801,270	$ 7,943,314	$ 11,251,628	$ 13,706,306	$ 18,003,904	$ 19,301,446	$ 19,183,096
Plan fiduciary net position as a percentage of the total OPEB liability	91.12%	79.30%	68.66%	62.71%	54.23%	44.80%	31.50%	24.94%	21.83%
Covered payroll	$ 13,626,321	$ 15,494,778	$ 13,625,884	$ 13,170,993	$ 12,498,168	$ 11,919,217	$ 11,200,332	$ 10,997,736	$ 10,354,515
District's net OPEB liability as a percentage of covered payroll	14.10%	28.63%	49.91%	213.66%	213.66%	112.36%	157.09%	180.60%	191.23%

[1] Ten year historical information is not available.

Actuarial Assumptions:

Actuarial cost method	Entry Age, Level
Amortization method	Level of percent of pay, closed 30 years
Asset valuation method	Fair value of assets
Salary Increases	3.00% - Per annum
Inflation	2.50% - Per annum
Investment Rate of Return	5.50% net of OPEB plan investment expense
Preretirement Mortality	Preretirement Mortality Rates from CalPERS Experience Study (2000-2019).
Postretirement Mortality	Post-retirement Mortality Rates for Healthy Recipients from CalPERS Experience Study (2000-2019).
Healthcare Trend Rate	7.00% for 2025 decreasing to 5.40% for 2029, 5.25% for 2030-2034, 4.60% for 2035-2049, 4.50% for 2050-2064, 4.25% for 2065-2074, and 4.00% for 2070 and later years; Medicare ages: 4.50% for all years.

Required Supplementary Information (Unaudited)
Schedule of OPEB Plan Contributions
Last Ten Fiscal Years

Fiscal Year[1]	2026	2025	2024	2023	2022	2021	2020	2019	2018
Actuarially determined employer contribution	$ 728,007	$ 706,803	$ 1,121,833	$ 1,089,158	$ 1,285,084	$ 2,950,042	$ 3,038,663	$ 2,216,227	$ 1,657,743
Actual employer contribution	(2,100,542)	(2,503,508)	(2,390,670)	(1,089,158)	(1,285,084)	(2,950,042)	(3,038,663)	(2,216,227)	(1,657,743)
Contribution deficiency (excess)	$ (1,372,535)	$ (1,796,705)	$ (1,268,837)	$ -	$ -	$ -	$ -	$ -	$ -
Covered payroll	$ 15,494,778	$ 13,626,321	$ 15,494,778	$ 13,625,884	$ 13,170,993	$ 12,498,168	$ 11,919,217	$ 11,200,332	$ 10,997,736
Contributions as a percentage of covered payroll	13.56%	18.37%	15.43%	7.99%	9.76%	23.60%	26.51%	20.74%	16.53%

[1]Ten year historical information is not available.

Index to Statistical Section
June 30, 2026

This part of the Las Virgenes Municipal Water District's annual comprehensive financial report presents detailed information as a context for understanding what the information in the financial states, note disclosures, and required supplementary information say about the District's overall financial health.

Contents: Pages

Financial Trends - These schedules contain information to help the reader understand how the District's financial performance and well-being have changed over time.

1. Net Position 68
2. Changes in Net Position 69

Revenue Capacity - These schedule contain information to help the reader assess the District's most significant revenue source.

3. Revenue Base 70
4. Revenue Rates 71
5. Principal Revenue Payers 73

Debt Capacity - These schedule present information to help the reader assess the affordability of the district's current levels of outstanding debt and the District's ability to issue additional debt in the future.

6. Ratios of Outstanding Debt by Type 74
7. Ratios of General Bonded Debt Outstanding 75
8. Pledged-Revenue Coverage 76

Demographic and Economic Information - These schedules offer demographic and economic indicators to help the reader understand the environment within which the District's financial activities take place.

9. Demographic and Economic Statistics 77
10. Principal Employers 78

Operating Information - These schedules contain service and infrastructure data to help the reader understand how the information in the District's financial report relates to the services the District provides and the activities it performs.

11. Full-Time Equivalent District Employees by Function 79
12. Operating Indicators by Function 80
13. Capital Assets Statistics by Function 83
14. Annual Water and Sewer Capacity Fee Deposits Reports 84

Note: The District has no governmental funds; therefore, does not present information about changes in fund balances. Also, the District has no legal debt limitations.

Net Position
Last Ten Fiscal Years
(in thousands of dollars)

Fiscal Year	Net Investment in Capital Assets	Restricted Net Position	Unrestricted Net Position (deficit)	Total Net Position
2017	$ 108,930	$ 2,654	$ 110,928	$ 222,512
2018	109,794	2,683	105,866	218,343
2019	111,254	2,734	120,033	234,021
2020	111,697	19	140,495	252,211
2021	119,802	-	149,432	269,234
2022	127,592	-	159,251	286,843
2023	131,232	-	165,854	297,086
2024	129,955	-	185,734	315,689
2025	135,400	-	194,145	329,545
2026	142,501	-	199,128	341,629

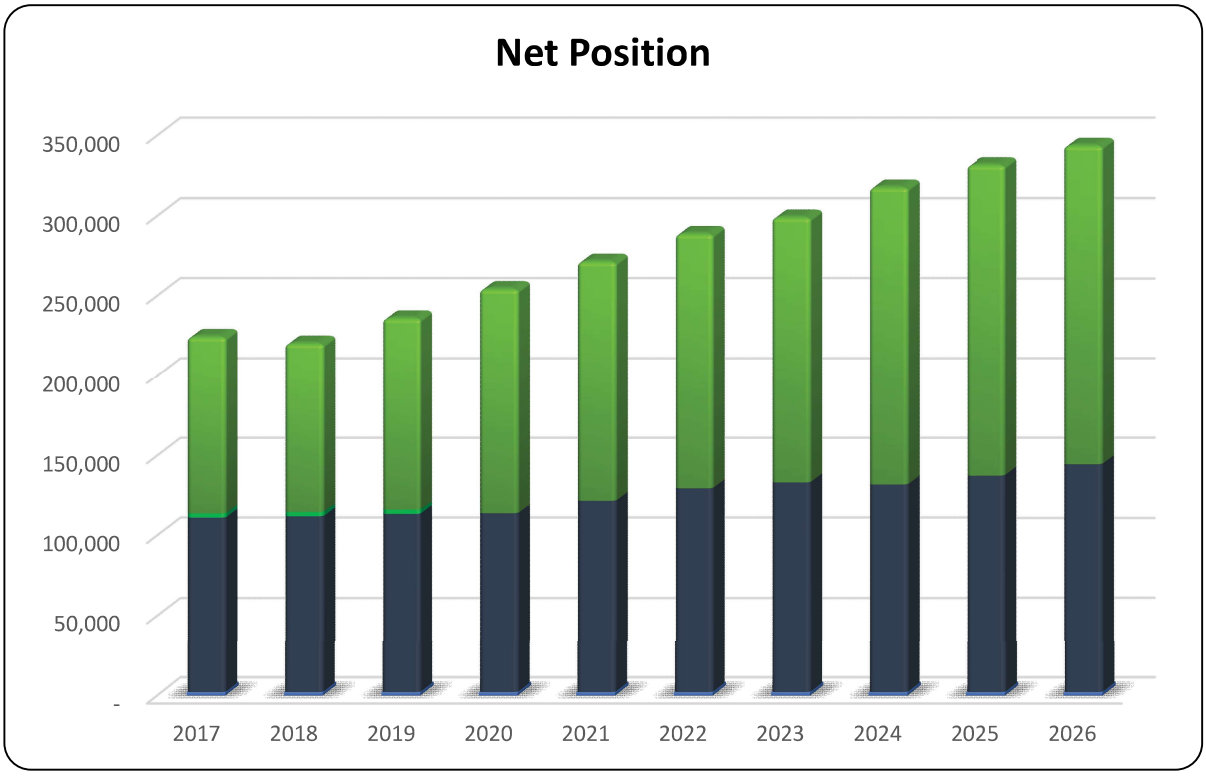

CHANGES IN NET POSITION
LAST TEN FISCAL YEARS
(in thousands of dollars)

	2025/26	2024/25	2023/24	2022/23	2021/22	2020/21	2019/20	2018/19	2017/18	2016/17
Operating revenues:										
Water sales and service fees	$ 61,548	$ 56,192	$ 45,569	$ 38,914	$ 51,564	$ 52,306	$ 45,431	$ 43,370	$ 45,257	$ 39,113
Sanitation service fees	24,985	23,068	22,217	21,208	20,241	18,695	18,836	18,923	18,818	18,614
Other operating revenue and lease income	1,879	2,586	1,984	4,540	3,933	3,475	3,151	2,681	2,642	2,068
Lease income	-	92	-	-	-	-	-	-	-	-
Total operating revenues	**88,412**	**81,938**	**69,770**	**64,662**	**75,738**	**74,476**	**67,418**	**64,974**	**66,717**	**59,795**
Operating expenses:										
Depreciation expense	5,247	5,000	5,225	5,157	4,976	3,832	4,012	4,016	3,943	4,076
Water expenses	52,037	48,692	37,624	32,782	37,313	41,022	38,637	37,835	37,293	34,930
Sanitation expenses	4,680	3,945	3,589	3,420	3,466	2,692	2,255	2,036	1,876	1,571
Share of Joint Powers Authorty	19,627	20,175	19,526	18,629	15,314	17,969	13,633	13,958	13,718	13,157
Total Expenses	**81,591**	**77,812**	**65,964**	**59,988**	**61,069**	**65,515**	**58,537**	**57,845**	**56,830**	**53,734**
Net operating income	6,822	4,126	3,806	4,674	14,669	8,961	8,881	7,129	9,887	6,061
Noncapital subsidies:										
Taxes and pendalties	612	-	-	-	-	-	-	-	-	-
Intergovernmental grants	485	-	-	-	-	-	-	-	-	-
Total noncapital subsidies	1,097	-	-	-	-	-	-	-	-	-
Operating income and noncapital subsidies	7,919	4,126	3,806	4,674	14,669	8,961	8,881	7,129	9,887	6,061
Other nonoperating revenues (expenses):										
Taxes and penalties	-	1,101	1,092	1,096	1,001	929	915	984	946	953
Lease income	-	-	93	97	81	83	-	-	-	-
Interest income	3,756	6,602	5,644	1,400	(3,099)	223	3,158	3,096	452	274
Facilities income/ (expense)	-	366	334	288	348	358	355	378	352	371
Interest expense and fiscal charges	48	225	49	(74)	(209)	(194)	(232)	(531)	(642)	(748)
Gain (Loss) on disposal of capital assets	22	20	(716)	8	-	52	8	-	(73)	(46)
Other revenues/(expenses)	-	823	3,083	592	232	1,103	3,986	722	408	(74)
Capital contributions	340	593	5,218	2,162	3,698	5,498	1,419	3,900	2,566	620
Total other nonoperating revenues (expenses)	**4,166**	**9,730**	**14,797**	**5,569**	**2,052**	**8,052**	**9,609**	**8,549**	**4,009**	**1,350**
Change in Net Position	**12,085**	**13,856**	**18,603**	**10,243**	**16,721**	**17,013**	**18,490**	**15,678**	**13,896**	**7,411**
Net position, beginning of year	329,545	315,689	297,086	286,843	270,122	252,231	234,031	218,343	204,447	215,101
Net position, end of year	**$341,630**	**$329,545**	**$315,689**	**$297,086**	**$286,843**	**$269,244**	**$252,521**	**$234,021**	**$218,343**	**$222,512**

Source: Las Virvenes Municipal Water District

LVMWD implemented GASB 103 at June 30, 2026 which modifies the presentation of the proprietary fund statement of revenues, expenses, andchanges in fund net position, including revised classifications of certain revenues and expenses as operating or non operating activities.

Revenue Base
Last Ten Fiscal Years

Potable Water

Fiscal Year	Operating Revenue in thousand $	Number of Customers			
		Residential	Commercial	Irrigation	Total
2017	$ 39,962	18,881	832	257	19,970
2018	46,250	19,053	874	287	20,214
2019	44,316	18,745	836	266	19,847
2020	45,511	18,863	845	279	19,987
2021	54,790	18,908	850	279	20,037
2022	51,564	18,943	849	275	20,067
2023	38,914	19,007	854	275	20,136
2024	45,569	19,007	854	275	20,136
2025	59,322	19,055	854	280	20,189
2026	61,548	19,051	847	303	20,201

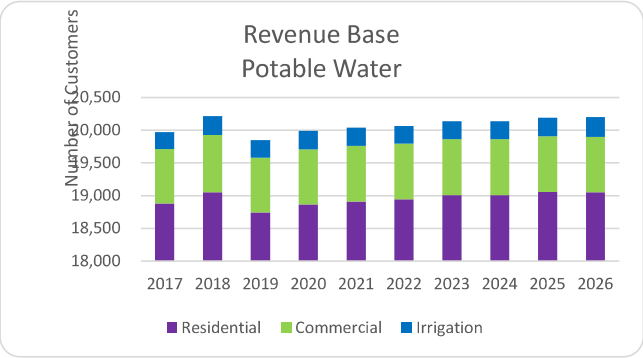

Sanitation

Fiscal Year	Operating Revenue in thousand $	Number of Customers		
		Residential	Commercial	Total
2017	$ 18,614	16,202	715	16,917
2018	18,818	16,328	749	17,077
2019	18,923	16,171	724	16,895
2020	18,836	16,323	734	17,057
2021	18,695	16,350	740	17,090
2022	20,274	16,383	740	17,123
2023	21,208	16,449	743	17,192
2024	22,217	16,513	745	17,258
2025	23,142	16,567	739	17,306
2026	24,985	16,574	740	17,314

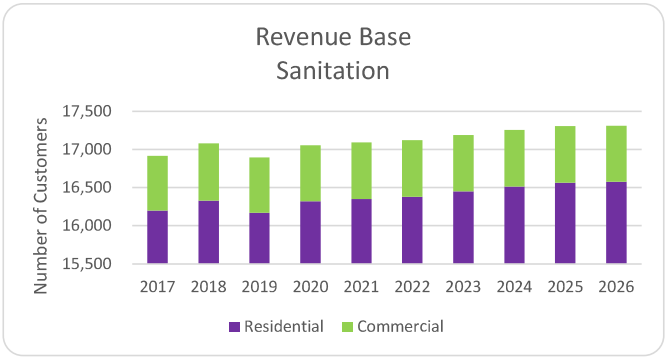

Revenue Rates
Last Ten Fiscal Years

Potable Water Rates for Residential and Commercial Customers:

Readiness to Serve Charge

Meter Size	1/1/2017	1/1/2018	1/1/2019	1/1/2020	3/1/2021	1/1/2022	1/1/2023	1/1/2024	Monthly 1/1/2025	Monthly 1/1/2026
3/4"	$ 21.73	$ 25.43	$ 29.42	$ 33.72	$ 35.86	$ 37.66	$ 39.55	$ 41.53	$ 43.61	$ 58.79
1"	35.14	41.25	47.87	54.97	58.14	61.05	64.11	67.32	70.69	91.88
1-1/2"	68.65	80.80	90.95	108.07	113.82	119.52	125.50	131.78	138.37	174.60
2"	108.86	128.26	149.25	171.80	180.66	189.70	199.19	209.15	219.61	273.86
3"	236.20	278.55	324.37	373.61	392.27	411.89	432.49	454.12	476.83	588.19
4"	423.85	500.02	582.48	671.00	704.12	739.33	776.30	815.12	855.88	1,051.40
6"	1,073.94	1,267.29	1,476.47	1,701.28	1,784.47	1,873.70	1,967.39	2,065.76	2,169.05	2,656.14
8"	1,878.17	2,216.48	2,582.49	2,975.84	3,120.98	3,277.03	3,440.89	3,612.94	3,793.59	4,641.38
10"	2,816.44	3,323.86	3,872.84	4,462.83	4,680.25	4,914.27	5,159.99	5,417.99	5,688.89	6,957.48

Volume Charges (per 100 cubic feet of water use)

	1/1/2017	1/1/2018	1/1/2019	1/1/2020	3/1/2021	1/1/2022	1/1/2023	1/1/2024	1/1/2025	1/1/2026
Residential Rates										
Tier 1	$ 2.46	$ 2.59	$ 2.71	$ 2.85	$ 3.14	$ 3.39	$ 3.76	$ 4.06	$ 4.76	$ 4.56
Tier 2	3.24	3.32	3.41	3.50	3.91	4.20	4.61	4.95	5.69	7.68
Tier 3	4.00	4.06	4.16	4.20	4.58	4.90	5.35	5.75	6.51	9.05
Tier 4	5.02	5.08	5.14	5.22	5.74	6.12	6.63	7.07	7.92	-
Commercial Rates										
Tier 1	3.21	3.29	3.37	3.33	3.66	3.94	4.34	4.67	5.40	4.56
Tier 2	3.97	4.03	4.11	4.20	4.20	4.50	4.93	5.29	6.05	7.68
Tier 3	4.99	5.05	5.14	5.22	6.43	6.84	7.38	7.86	8.75	9.05

*Prior to 2016, commercial tier rates were the same as residential tiers

Elevation Surcharges (per 100 cubic feet of water use)

	1/1/2017	1/1/2018	1/1/2019	1/1/2020	3/1/2021	1/1/2022	1/1/2023	1/1/2024	1/1/2025	1/1/2026
Zone 2	$ 0.44	$ 0.46	$ 0.52	$ 0.52	$ 0.47	$ 0.50	$ 0.53	$ 0.56	$ 0.59	$ 0.42
Zone 3	1.03	1.08	1.19	1.19	1.10	1.16	1.22	1.29	1.36	3.39
Zone 4	1.64	1.72	1.82	1.82	1.88	1.89	1.99	2.09	2.20	3.46
Zone 5	-	-	-	-	-	-	-	-	.	.

Monthly Recycled Water Charges:

Readiness to Serve Charge

Meter Size	1/1/2017	1/1/2018	1/1/2019	1/1/2020	3/1/2021	1/1/2022	1/1/2023	1/1/2024	1/1/2025	1/1/2026
3/4"	$ 13.04	$ 19.08	$ 25.01	$ 33.72	$ 28.79	$ 31.10	$ 33.59	$ 36.28	$ 39.19	$ 46.73
1"	21.09	30.94	40.69	54.97	46.31	50.02	54.03	58.36	63.03	71.61
1-1/2"	41.19	60.60	79.86	108.07	90.09	97.30	105.09	113.50	122.58	133.80
2"	65.32	96.20	126.87	171.80	142.64	154.06	166.39	179.71	194.09	208.44
3"	141.72	208.92	275.72	373.61	309.03	333.76	360.74	389.31	420.46	444.78
4"	254.31	375.02	495.07	671.00	554.24	598.58	646.47	698.19	754.05	793.09
6"	644.37	950.47	1,255.00	1,701.28	1,403.71	1,516.01	1,637.30	1,768.29	1,909.76	1,999.70
8"	1,126.91	1,662.36	2,195.12	2,975.84	2,454.60	2,650.97	2,863.05	3,092.10	3,339.47	3,492.42
10"	1,689.87	2,492.90	3,291.92	4,462.83	3,680.64	3,975.10	4,293.11	4,636.56	5,007.49	5,233.92

Revenue Rates (Continued)
Last Ten Fiscal Years

	1/1/2017	1/1/2018	1/1/2019	1/1/2020	3/1/2021	1/1/2022	1/1/2023	1/1/2024	1/1/2025	1/1/2026
Tier 1	$ 1.19	$ 1.19	$ 1.18	$ 1.16	$ 1.24	$ 1.34	$ 1.45	$ 1.57	$ 1.70	$ 2.09
Tier 2	2.83	2.67	2.52	2.27	2.61	2.82	3.05	3.30	3.57	3.26
Tier 3	3.67	3.52	3.37	3.13	4.97	5.37	5.80	6.27	6.78	5.18

Elevation Surcharges (per 100 cubic feet of water use)

	1/1/2017	1/1/2018	1/1/2019	1/1/2020	3/1/2021	1/1/2022	1/1/2023	1/1/2024	1/1/2025	1/1/2026
East/West	$ 0.34	$ 0.35	$ 0.36	$ 0.37	$ 0.30	$ 0.33	$ 0.36	$ 0.39	$ 0.43	$ 0.62

Residential	1/1/2017	1/1/2018	1/1/2019	1/1/2020	3/1/2021	1/1/2022	1/1/2023	1/1/2024	1/1/2025	1/1/2026
Household Size:										
1	$ 21.37	$ 21.82	$ 22.27	$ 22.73	$ 23.59	$ 24.48	$25.40	26.36	27.35	30.59
2	35.75	36.51	37.27	38.04	39.47	40.96	$42.50	44.1	45.76	51.52
3	50.13	51.20	52.27	53.35	55.36	57.44	$59.60	61.84	64.16	72.46
4	64.51	65.89	67.27	68.66	71.24	73.92	$76.70	79.58	82.57	93.39
5	78.90	80.58	82.27	83.97	87.12	90.39	$93.78	97.3	100.95	114.32
6 or more	93.28	95.27	97.27	99.28	103.01	106.88	$110.89	115.05	119.37	135.25
Commercial										
Account Charge	$ 6.98	$7.12	$7.27	7.42	7.70	varies	$8.29	8.61	8.94	9.66
Base Charge, inclusive of 6.6 hcf/ERU										
Class 1	$ 41.94	$ 42.78	$ 43.64	$ 44.52	$ 46.19	$ 47.93	$49.73	51.6	53.54	61.58
Class 2	57.82	58.98	60.16	61.37	63.68	66.07	68.55	71.13	73.8	82.21
Class 3	76.56	78.10	79.67	81.27	84.32	87.49	$90.78	94.19	97.73	106.37
Class 4	96.36	98.29	100.26	102.27	106.11	110.09	$114.22	118.51	122.96	130.53
Per Excess ERU										
Class 1	$ 6.35	$ 6.48	$ 6.61	$ 6.75	$ 7.01	$ 7.28	$7.56	7.85	8.15	9.31
Class 2	8.75	8.93	9.11	9.30	9.65	10.02	$10.40	10.79	11.2	12.42
Class 3	11.58	11.82	12.06	12.31	12.78	13.26	$13.76	14.28	14.82	16.07
Class 4	14.58	14.88	15.18	15.49	16.08	16.69	$17.32	17.97	18.65	19.72

Source: Las Virgenes Municipal Water District

Principal Revenue Payers
Current Fiscal Year and Nine Years Ago

Potable Water Customer Name	2026 Potable Water Revenue	2026 Rank	2026 Percentage of Total Operating Revenue	2017 Potable Water Revenue	2017 Rank	2017 Percentage of Total Operating Revenue
Calabasas Crest LTD	$ 159,116	3	0.30%	$ 99,440	6	0.18%
City of Calabasas	144,458	5	0.27%	-		-
Westlake Wellbeing Properties	234,159	1	0.45%	242,597	1	0.45%
Town & Country HOA	152,395	4	0.29%	-		-
Summit Mobile Park	166,514	2	0.32%	-		-
Seminole Srings Mobile Home	135,612	7	0.26%	-		-
Woodland Park Mobile Estates	90,411	10	0.17%	-		-
California West HOA	-		-	100,898	5	0.19%
Annandale HOA	-		-	82,803	10	0.15%
Calabasas Blue LLC	93,511	9	0.18%	-		-
Malibu Canyon Apartments	-		-	133,498	4	0.25%
LVUSD	136,863	6	0.26%	133,735	3	0.25%
Malibu Conference Center	-		-	93,234	7	0.17%
ERP-Operating LTD Partnership	-		-	145,254	2	0.27%
Archstone Communities Calabasas	-		-	93,011	8	0.17%
Ronnie Semlers Saddlerock Ranch	-		-	89,269	9	0.17%
LACO Internal Service Dept.	115,953	8	0.22%	-		-
Total	$ 1,428,992		2.72%	$ 1,213,739		2.26%

Sanitation Customer Name	2026 Sanitation Revenue	2026 Rank	2026 Percentage of Total Operating Revenue	2017 Sanitation Revenue	2017 Rank	2017 Percentage of Total Operating Revenue
Westlake Wellbeing Properties	$ 379,473	1	1.55%	$ 527,675	1	0.98%
The Cheesecake Factory	139,551	5	0.57%	187,537	6	0.35%
Summit Mobile Park	164,713	3	0.67%	-		-
Woodland Park Mobile	161,467	4	0.66%	-		-
Westpark Condominiums	134,999	6	0.55%	-		-
Calabasas Crest LTD	134,204	7	0.55%	-		-
Pepperdine University	191,550	2	0.78%	150,725	8	0.28%
Mountain View-Venture II LLC	125,766	8	0.51%	-		-
Town Country HOA	120,336	9	0.49%	-		-
Oakmont of Agoura Hills LLC	114,066	10	0.47%	-		-
Malibu Canyon Apartments	-		-	284,247	3	0.53%
Archstore Oak Creek I LLC	-		-	205,081	4	0.38%
Annandale II HOA	-		-	176,866	7	0.33%
LVUSD	-		-	188,880	5	0.35%
Steeplechase HOA	-		-	144,982	9	0.27%
Seminole Springs Mobile Home	-		-	131,146	10	0.24%
Archstone Communities	-		-	364,336	2	0.68%
Total	$ 1,666,127		6.81%	$ 2,361,475		4.39%

Ratios of Outstanding Debt by Type
Last Ten Fiscal Years (dollars in thousands, except per capita)

Fiscal Year	Business-Type Activities					Total	Percentage of Personal Income (2)
	Refunding Revenue Bonds	Capital Lease Payable	Installment Purchase Agreement	Lease Liability	Subscription Liability		
2017	$ 16,795	$ 84	$ -	$ -	$ -	$ 16,879	0.46%
2018	14,670	63	-	-	-	14,733	0.38%
2019	12,460	40	-	-	-	12,500	0.33%
2020	- (2)	16	10,115 (3)	83 (4)	-	10,214	0.25%
2021	-	-	9,300	64	-	9,364	0.18%
2022	-	-	8,345	75	815	9,235	0.22%
2023	-	-	7,370	47	504 (5)	7,921	0.18%
2024	-	-	6,375	21	329	6,725	0.15%
2025	-	-	5,365	5	383	5,753	0.12%
2026	-	-	4,335	80	163	4,579	0.10%

Note:
(1) Per Capita is based on number of customers for the District.
(2) Refunding Revenue Bonds Paid in Full in FY 2020.
(3) The District entered into an installment purchase agreement on June 1, 2020
(4) For year ended June 30, 2022, the financial statements include the adoption of GASB Statement No. 87
(5) For year ended June 30, 2023, the financial statements include the adoption of GASB Statement No. 96

Ratios of General Bonded Debt Outstanding
Last Ten Fiscal Years

Fiscal Year	Business-Type Activities: Refunding Revenue Bonds	Total	Percentage of Gross Revenue for Bond Coverage	Per Capita (1)
2017	$ 16,795	$ 16,795	90.23%	$ 993
2018	12,460	12,460	66.21%	730
2019	-	-	0.00%	-
2020	-	-	0.00%	-
2021	-	-	0.00%	-
2022	-	-	0.00%	-
2023	-	-	0.00%	-
2024	-	-	0.00%	-
2025	-	-	0.00%	-
2026	-	-	0.00%	-

Note:
(1) Per Capita is based on number of customers for the District.
(2) Refunding Revenue Bonds Paid in Full in FY 2020.

Pledged-Revenue Coverage
Last Ten Fiscal Years
(dollars in thousands except coverage)

	Refunding Revenue Bonds					
		Less:	Net	Debt Service		
Fiscal Year	Gross Revenues (1)	Operating Expenses (2)	Available Revenue	Principal	Interest	Coverage
2017	$ 18,613	$ 10,584	$ 8,029	$ 2,025	$ 731	2.91
2018	18,818	11,449	7,369	2,125	610	2.69
2019	18,923	11,803	7,120	2,210	531	2.60
2020	- (3)	-	-	-	-	-
2021	52,249 (4)	41,018	11,231	800	171	11.57
2022	51,564	37,191	14,373	955	172	12.75
2023	38,914	32,337	6,577	975	153	5.83
2024	45,569	37,624	7,945	995	134	7.04
2025	59,322	48,692	7,500	1,010	114	6.67
2026	60,837	52,038	8,799	1,030	94	7.83

Note:
(1) Gross revenues include operating, non-operating, and capacity fee revenues.
(2) Operating expenses exclude depreciation and amortization.
(3) On December 1, 2009, the District issued 2009 Sanitation Refunding Revenue Bonds to advance refund 1998 Bonds. From fiscal year 2010 and going forward, gross revenue and operating expenses are for sanitation operations only, and the debt service expense shown is maximum debt service for the Bond. This was paid in full in FY2020.
(4) On June 1, 2020 the District entered into a ten-year installment purchase agreement with the Key Government Finance for the acquisition and installation of smart meters and other water system improvements (see Note 10 - Long Term Liabilities) for further information.

Demographic and Economic Statistics
Last Ten Fiscal Years

Year	Population within District	Total Personal Income (dollars in thousands)	Per Capita Personal Income	Unemployment Rate
2017	67,133	$ 3,683,941	$ 77,343	4.3%
2018	67,014	3,874,981	79,931	3.6%
2019	66,771	3,821,856	80,325	3.1%
2020	66,573	4,154,791	84,912	3.1%
2021	65,820	5,279,435	87,459	3.5%
2022	64,744	4,159,420	93,115	4.4%
2023	66,233	4,510,983	93,733	5.0%
2024	66,233	4,612,552	100,077	5.8%
2025	66,233	5,026,973	110,795	5.5%
2026	66,233	4,759,383	102,510	4.8%

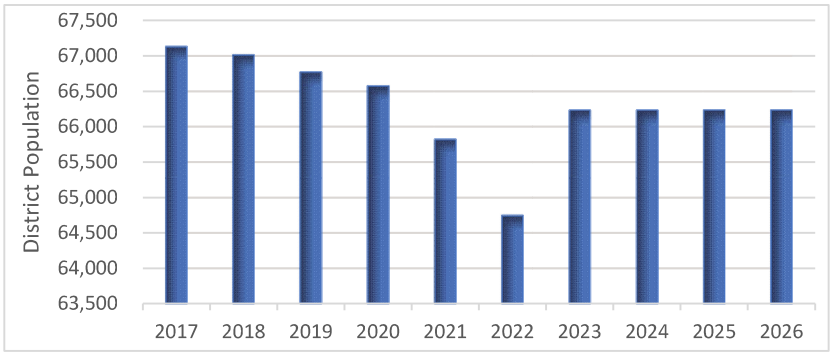

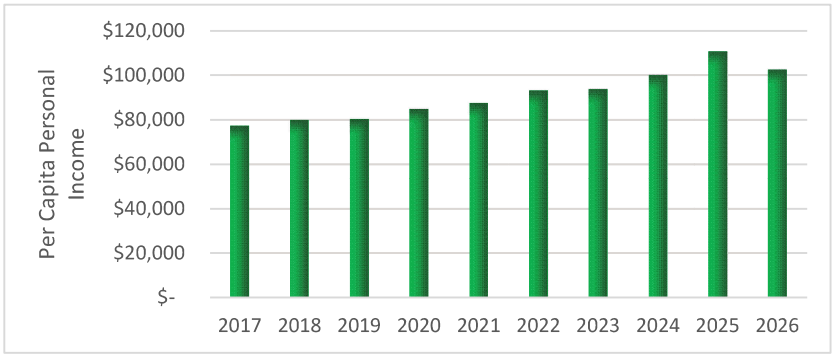

Note:

(1) Data is for the District's service area and includes City of Calabasas, City of Hidden Hills, City of Agoura Hills, City of Westlake Village.
(2) Amounts for prior years are restated with the most recent available information.
(3) Includes unincorporated service area.

Sources:
Cities of Calabasas, Hidden Hills, Agoura Hills, Westlake Village Annual Financial Reports
California Department of Finance, Bureau of Economic Analysis
Bureau of Labor Statistics

Principal Employers
Current Fiscal Year and Nine Years Ago

Employer by Industry	2026 Number of Employees	2026 Rank	2026 Percentage of Total Area Employment	2017 Number of Employees	2017 Rank	2017 Percentage of Total Area Employment
Technology	1,699	1	6.44%			
Government & Education	1,540	2	5.83%	1,884	9	4.90%
Professional and Technical Services	1,335	3	5.06%	5,125	1	14.39%
Retail Trade	1,259	4	4.77%	2,606	5	6.59%
Educational Services	1,164	5	4.41%	2,053	7	5.15%
Finance and Insurance	1,000	6	3.79%	4,528	2	13.45%
Hotel & Tourism	997	7	3.78%			
Accommodation and Food Services	880	8	3.33%	4,468	3	11.79%
Administrative, Support, Waste Management	609	9	2.31%	2,810	4	6.76%
Manufacturing	210	10	0.80%	2,115	6	6.40%
Health Care and Social Assistance				2,037	8	4.83%
Construction				1,758	10	4.35%
Total	10,693		40.50%	29,384		78.61%

Notes:
Includes City of Calabasas, City of Hidden Hills, City of Agoura Hills, City of Westlake Village
Source for Cities of Calabasas, Agoura Hills and Westlake Village based on city's published ACFR.
City of Hidden Hills Source California EDD

Full-Time Equivalent District Employees by Functions
Last Ten Fiscal Years

Function	Fiscal Year 2017	2018	2019	2020	2021	2022	2023	2024	2025	2026
General Manager Office:										
Administration	2.0	2.0	2.0	2.0	2.0	2.0	2.0	2.0	5.0	5.0
Human Resources	2.0	2.0	2.0	2.0	2.0	3.0	3.0	3.0	4.0	4.0
Subtotal	4.0	4.0	4.0	4.0	4.0	5.0	5.0	5.0	9.0	9.0
Finance and Technology:										
Administration	2.0	2.0	2.0	2.0	2.0	2.0	2.0	2.0	1.0	2.0
Finance and Accounting	9.0	9.0	9.0	9.0	9.0	9.0	9.0	9.0	10.0	10.0
Information System Division	6.0	6.0	6.0	6.0	8.0	8.0	8.0	8.0	9.0	9.0
Subtotal	17.0	17.0	17.0	17.0	19.0	19.0	19.0	19.0	20.0	21.0
Engineering & Facilities:										
Administration	2.0	2.0	2.0	2.0	2.0	2.0	2.0	1.0	3.0	3.0
Engineering Division	4.0	4.0	4.0	4.0	4.0	5.0	5.0	5.0	5.0	5.0
Technical Services Division	4.0	5.0	5.0	5.0	5.0	5.0	5.0	5.0	5.0	5.0
Facilities Maintenance Division	9.2	9.7	9.7	9.7	12.0	11.0	11.0	11.0	11.0	11.0
Electrical/Instrumentation Maintenance	7.0	7.0	7.0	7.0	6.0	6.0	6.0	6.0	6.0	6.0
Subtotal	*26.2*	*27.7*	*27.7*	*27.7*	*29.0*	*29.0*	*29.0*	*28.0*	*30.0*	*30.0*
External Affairs:										
Administration	1.0	1.0	1.0	1.0	1.0	1.0	1.0	1.0	1.0	1.0
Customer Service Division	19.0	18.0	18.0	18.0	17.0	17.0	17.0	17.0	16.0	16.0
Public Affairs & Communications Division	3.0	3.0	3.0	3.0	3.0	3.0	3.0	3.0	3.0	3.0
Resource/Watershed Conservation	3.0	3.0	3.0	3.0	3.0	3.0	3.0	4.0	4.0	4.0
Legislative Program	1.0	1.0	1.0	1.0	1.0	1.0	1.0	1.0	1.0	1.0
Subtotal	27.0	26.0	26.0	26.0	25.0	25.0	25.0	26.0	25.0	25.0
Water Operations:										
Administration	1.0	1.0	1.0	2.0	2.0	2.0	2.0	2.0	2.0	2.0
Water Systems Division	11.8	11.3	11.3	11.3	13.0	13.0	13.0	14.0	13.0	13.0
Water Reclamation Division	24.0	24.0	24.0	24.0	25.0	25.0	24.0	24.0	24.0	24.0
Construction	7.0	6.0	6.0	6.0	6.0	6.0	6.0	6.0	6.0	6.0
Subtotal	43.8	42.3	42.3	43.3	46.0	46.0	45.0	46.0	45.0	45.0
Total	118.0	117.0	117.0	118.0	123.0	124.0	123.0	124.0	129.0	130.0

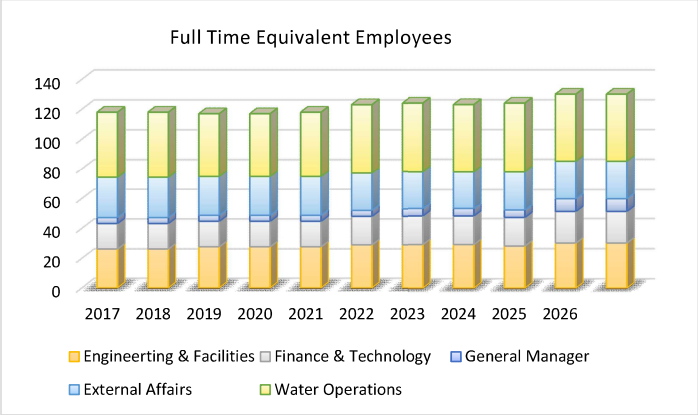

Source: Las Virgenes Municipal Water District

Operating Indicators by Function
Last Ten Fiscal Years **Continued**

Potable Water

	New Connections	Total Connections	Avg Daily Consumption (thousands of gallons	Water Main Leak Repairs
2017	11	19,970	16,202	48
2018	32	20,214	17,227	49
2019	19	19,847	16,566	51
2020	11	19,858	19,294	58
2021	12	20,037	22,173	58
2022	6	19,918	16,068	92
2023	7	20,137	11,437	87
2024	53	19,905	12,471	59
2025	40	19,892	15,078	80
2026	8	19,927	14,306	24

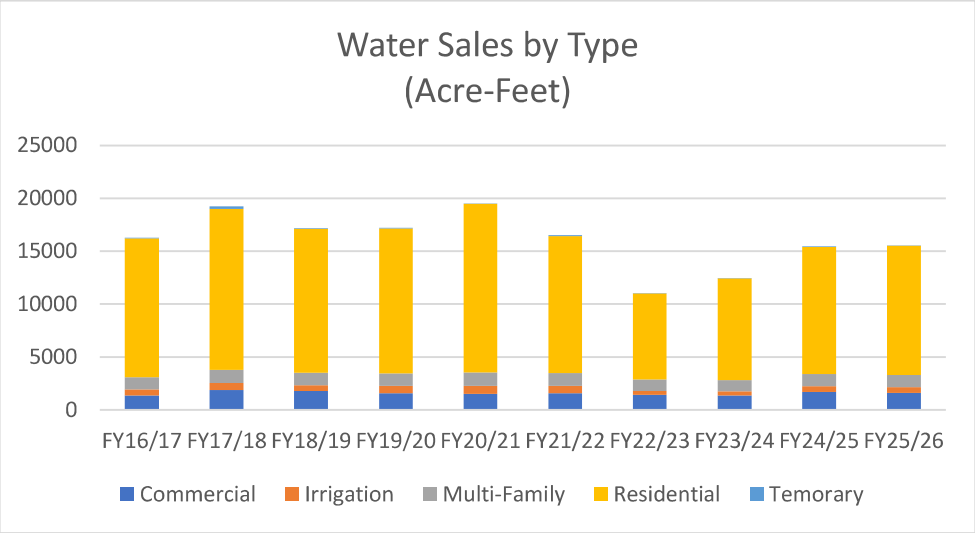

Operating Indicators by Function
Last Ten Fiscal Years **Continued**

	Recycled Water			
AF Billed	LV Valley	Calabasas	Calabasas-MWD	Western
2017	252	518	1,254	2,062
2018	327	543	1,405	2,654
2019	252	467	1,162	2,223
2020	236	461	1,279	2,192
2021	271	490	1,282	2,356
2022	272	532	1,199	2,431
2023	164	367	816	1,536
2024	134	211	693	1,284
2025	198	279	1,063	2,062
2026	186	282	986	1,756

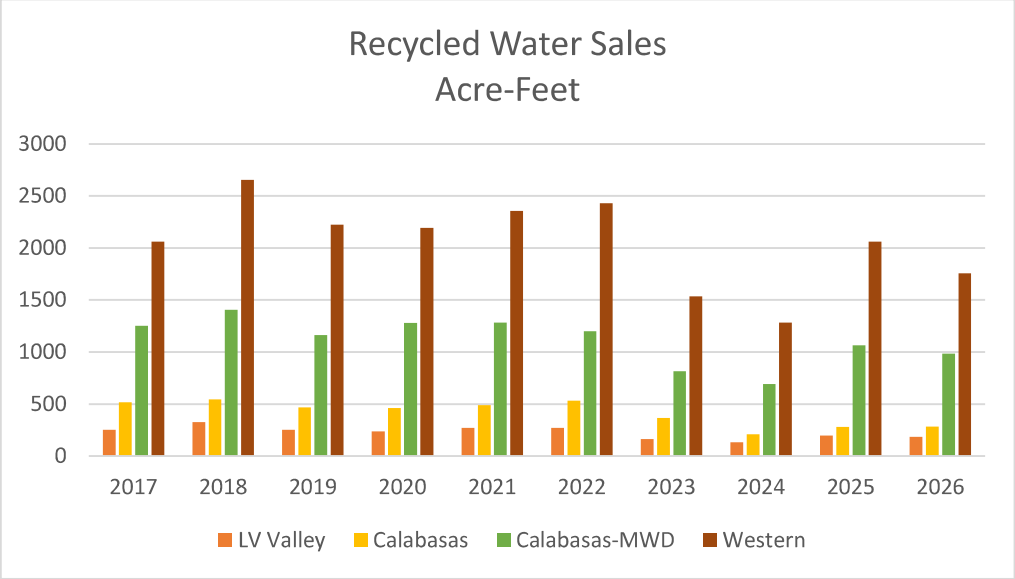

Operating Indicators by Function
Last Ten Fiscal Years **Continued**

Average Daily Sewage Flow

	Tapia Plant	LVMWD	TWSD
2017	6,029	3,688	2,341
2018	6,246	3,941	2,305
2019	6,118	3,815	2,303
2020	6,340	3,890	2,450
2021	6,352	3,898	2,455
2022	6,417	4,245	2,172
2023	6,873	4,738	2,135
2024	7,510	5,280	2,230
2025	6,810	4,680	2,130
2026	7,217	5,000	2,170

		ERU's		
	Connections	Residential	Multi-Family	Commercial
2017	16,917	15,728	6,891	4,302
2018	17,077	15,722	6,912	4,321
2019	16,895	15,735	6,930	4,776
2020	17,057	15,750	6,976	4,939
2021	17,090	15,791	6,972	4,953
2022	16,971	15,738	7,031	5,070
2023	17,192	15,717	7,050	5,123
2024	17,238	15,719	7,050	5,140
2025	17,295	15,735	7,050	5,196
2026	17,248	15,746	7,050	5,253

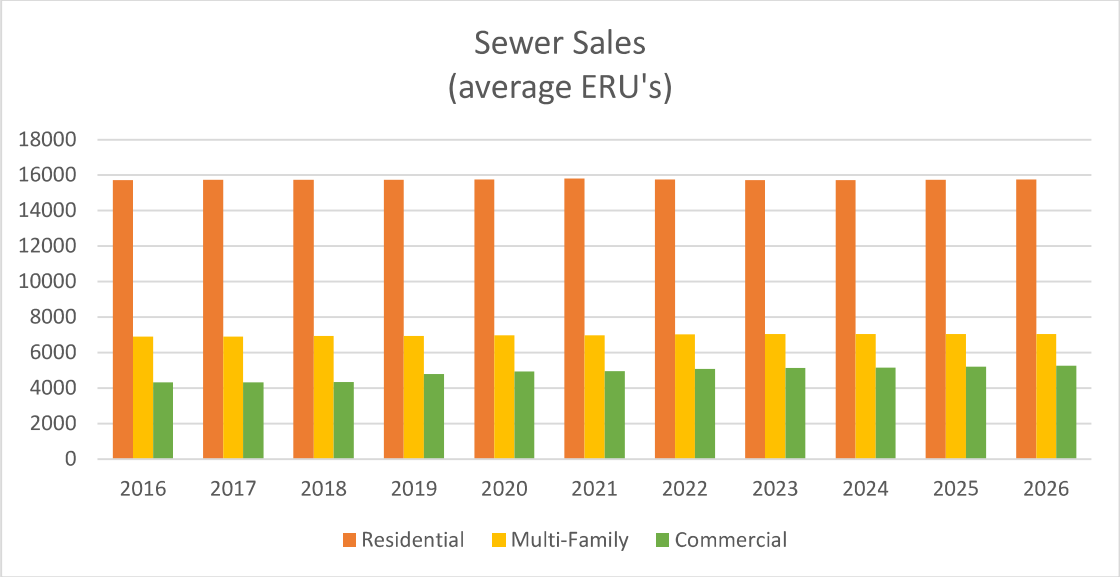

Capital Asset Statistics by Function
Last Ten Fiscal Years

Potable Water	Water Main (miles)	Fire Hydrants (#)	Valves (#)	Storage Capacity (millions of gallons)	
				Reservoirs	Tanks
2017	389.2	3,175	4,447	3,100	38.8
2018	390.3	3,181	4,461	3,100	38.8
2019	391.5	3,192	4,489	3,100	38.8
2020	392.8	3,212	4,503	3,100	38.8
2021	383.0	3,215	4,497	3,100	38.8
2022	395.3	3,227	4,546	3,100	38.95
2023	395.2	3,227	4,550	3,100	38.95
2024	395.0	3,229	4,543	3,100	39.65
2025	395.0	3,229	4,544	3,100	39.65
2026	395.0	3,229	4,544	3,100	39.65

Recycled Water	Water Main (miles)	Valves (#)	Storage Capacity (millions of gallons)	
			Reservoirs	Tanks
2017	68.1	365	19.3	5.6
2018	68.1	366	19.3	5.6
2019	68.1	367	19.3	5.6
2020	68.1	367	19.3	5.6
2021	68.3	371	19.3	5.6
2022	68.6	374	19.3	5.6
2023	68.6	376	19.3	5.6
2024	68.6	376	19.3	5.6
2025	68.6	377	19.3	5.6
2026	68.7	384	19.3	5.6

Wastewater	Sanitary Sewers (miles)	Treatment Capacity (millions of gallons)
2017	56.9	16
2018	56.8	16
2019	57.4	16
2020	57.4	16
2021	58.0	16
2022	58.0	16
2023	58.0	16
2024	58.0	16
2025	58.0	16
2026	58.0	16

Source: Las Virgenes Municipal Water District

Annual Water & Sewer Capacity Fee Deposits Report
Per Government Code Section 66013 (d) and (e)
Fiscal Year Ended June 30, 2026

Beginning Balance:			
Capacity Fees		$6,426,371	
Developer Fees		(15,589)	
Interest		159,322	
Total Beginning Balance			$6,570,104
Fees Collected:			
Capacity Fees	$3,130,698		
Developer Fees	37,386		
Total Fees Collected		3,168,084	
Interest Earned		320,652	
Fees Available		3,488,736	
Applied to:			
Capital Costs Funded by:			
Capacity Fees	1,237,285		
Meter Installation	4,565		
Developer Fees	43,746		
Interest Earned	50,118		
Total Capital Costs		1,335,714	
Refunds		1,596	
Total Funds Applied		1,337,310	
Net Changes for the Year			2,151,426
Ending Balance:			
Capacity Fees		8,313,623	
Developer Fees		(21,948)	
Interest (1)		429,856	
Total Ending Balance			$8,721,531

(1): Interest earned is not reflected as a liability on the Statement of Net Position.

California Government Code (CGC) Section 66013(c) requires the District to place capital facilities connection fees received and any interest income earned from the investment of these monies in a separate capital facilities fund. These monies are to be used solely for the purposes for which they were collected and not commingled with other District funds.

CGC Section 66013(d) requires the District to make certain information available to the public within 180 days after the close of each fiscal year. CGC Section 66013(e) allows the required information to be included in the District's annual financial report. The Annual Connection Fee Report shown above meets this requirement.

Capacity fees are imposed for initiating water and sewer connection service by the District at the request of the customer. No fees are imposed upon real property or upon persons as an incident of property ownership, but rather as a condition of service.

Developer fees are imposed for other services such as plan check, right-of-way, inspection and coring fees.

Source: Las Virgenes Municipal Water District

REPORT ON INTERNAL CONTROL OVER FINANCIAL REPORTING AND ON COMPLIANCE AND OTHER MATTERS BASED ON AN AUDIT OF FINANCIAL STATEMENTS PERFORMED IN ACCORDANCE WITH *GOVERNMENT AUDITING STANDARDS*

Independent Auditor's Report

To the Honorable Board of Directors
Las Virgenes Municipal Water District
Calabasas, California

We have audited, in accordance with the auditing standards generally accepted in the United States of America and the standards applicable to financial audits contained in *Government Auditing Standards* issued by the Comptroller General of the United States (*Government Auditing Standards*), the financial statements of the business-type activities and the discretely presented component units of the Las Virgenes Municipal Water District (the entity) as of and for the years ended June 30, 2026 and 2025, and the related notes to the financial statements, which collectively comprise the entity's basic financial statements, and have issued our report thereon dated November 23, 2026.

Report on Internal Control over Financial Reporting

In planning and performing our audit of the financial statements, we considered the entity's internal control over financial reporting (internal control) as a basis for designing procedures that are appropriate in the circumstances for the purpose of expressing our opinions on the financial statements, but not for the purpose of expressing an opinion on the effectiveness of the entity's internal control. Accordingly, we do not express an opinion on the effectiveness of the entity's internal control.

A *deficiency in internal control* exists when the design or operation of a control does not allow management or employees, in the normal course of performing their assigned functions, to prevent, or detect and correct, misstatements on a timely basis. A *material weakness* is a deficiency, or a combination of deficiencies, in internal control, such that there is a reasonable possibility that a material misstatement of the entity's financial statements will not be prevented, or detected and corrected, on a timely basis. A *significant deficiency* is a deficiency, or a combination of deficiencies, in internal control that is less severe than a material weakness, yet important enough to merit attention by those charged with governance.

Our consideration of internal control was for the limited purpose described in the first paragraph of this section and was not designed to identify all deficiencies in internal control that might be material weaknesses or significant deficiencies. Given these limitations, during our audit we did not identify any deficiencies in internal control that we consider to be material weaknesses. However, material weaknesses or significant deficiencies may exist that were not identified.

Report on Compliance and Other Matters

As part of obtaining reasonable assurance about whether the entity's financial statements are free from material misstatement, we performed tests of its compliance with certain provisions of laws, regulations, contracts, and grant agreements, noncompliance with which could have a direct and material effect on the financial statements. However, providing an opinion on compliance with those provisions was not an objective of our audit and, accordingly, we do not express such an opinion. The results of our tests disclosed no instances of noncompliance or other matters that are required to be reported under *Government Auditing Standards*.

Purpose of this Report

The purpose of this report is solely to describe the scope of our testing of internal control and compliance and the results of that testing, and not to provide an opinion on the effectiveness of the entity's internal control or on compliance. This report is an integral part of an audit performed in accordance with *Government Auditing Standards* in considering the entity's internal control and compliance. Accordingly, this communication is not suitable for any other purpose.

Rogers, Anderson, Malody & Scott, LLP.

San Bernardino, California
November 23, 2026

RAMS
CERTIFIED PUBLIC ACCOUNTANTS

November 23, 2026

To the Honorable Board of Directors
Las Virgenes Municipal Water District
Calabasas, California

We have audited the financial statements of the business-type activities and the discretely presented component units of the Las Virgenes Municipal Water District (the entity) as of and for the years ended June 30, 2026 and 2025, and have issued our report thereon dated November 23, 2026. Professional standards require that we advise you of the following matters relating to our audit.

Our Responsibility in Relation to the Financial Statement Audit

As communicated in our engagement letter dated May 13, 2026, our responsibility, as described by professional standards, is to form and express opinions about whether the financial statements that have been prepared by management with your oversight are presented fairly, in all material respects, in accordance with accounting principles generally accepted in the United States of America. Our audit of the financial statements does not relieve you or management of your respective responsibilities.

Our responsibility, as prescribed by professional standards, is to plan and perform our audit to obtain reasonable, rather than absolute, assurance about whether the financial statements are free of material misstatement. An audit of financial statements includes consideration of the system of internal control over financial reporting as a basis for designing audit procedures that are appropriate in the circumstances, but not for the purpose of expressing an opinion on the effectiveness of the entity's internal control over financial reporting. Accordingly, as part of our audit, we considered the system of internal control of the entity solely for the purpose of determining our audit procedures and not to provide any assurance concerning such internal control.

We are also responsible for communicating significant matters related to the audit that are, in our professional judgment, relevant to your responsibilities in overseeing the financial reporting process. However, we are not required to design procedures for the purpose of identifying other matters to communicate to you.

Planned Scope and Timing of the Audit

We conducted our audit consistent with the planned scope and timing we previously communicated to you.

Tel. 909-889-0871 | www.ramscpa.net | 735 E. Carnegie Dr. Suite 100, San Bernardino, CA 92408

Compliance with All Ethics Requirements Regarding Independence

The engagement team, others in our firm, as appropriate, and our firm have complied with all relevant ethical requirements regarding independence.

We have evaluated whether certain nonattest services performed by our firm during the audit have created a significant threat to our independence in relation to the entity. We have identified a threat to our independence (preparation of the entity's financial statements, creating a self-review threat) that if not reduced to an acceptable level, would impair our independence. In order to reduce the threat to an acceptable level, we have applied the following safeguard:

> Prior to the issuance of the entity's financial statements, another partner or manager, independent of the engagement, will review the financial statements.

Significant Risks Identified

We have identified the possibility of the following significant risks:

> *Management's override of internal controls over financial reporting* – Management override of internal controls, an inherent risk according to (Generally Accepted Auditing Standards) GAAS, is the intervention by management in handling financial information and making decisions contrary to internal control policy.
>
> *Improper revenue recognition* – Improper revenue recognition, an inherent risk according to GAAS, is a presumed fraud risk related to the risk of material misstatement due to the improper recognition of revenue (recognition in incorrect period, without meeting applicable recognition criteria, etc.) and is usually classified as a significant risk in most audits.

These significant risks are presumptive in most audits and merit attention by the auditors due to the direct impact over financial reporting and internal control processes. Although identified as significant risks, we noted no matters of management override of controls or deviations from generally accepted accounting principles which caused us to modify our audit procedures or any related matters which are required to be communicated to those charged with governance due to these identified risks.

Qualitative Aspects of the Entity's Significant Accounting Practices

Significant Accounting Policies

Management has the responsibility to select and use appropriate accounting policies. A summary of the significant accounting policies adopted by the entity is included in Note 2 to the financial statements. The entity adopted GASB Statement No. 103, *Financial Reporting Model Improvements* during 2026. No matters have come to our attention that would require us, under professional standards, to inform you about (1) the methods used to account for significant unusual transactions and (2) the effect of significant accounting policies in controversial or emerging areas for which there is a lack of authoritative guidance or consensus.

Significant Accounting Estimates and Related Disclosures

Accounting estimates and related disclosures are an integral part of the financial statements prepared by management and are based on management's current judgments. Those judgments are normally based on knowledge and experience about past and current events and assumptions about future events. Certain accounting estimates are particularly sensitive because of their significance to the financial statements and because of the possibility that future events affecting them may differ markedly from management's current judgments.

The most sensitive accounting estimates affecting the entity's financial statements are:

Management's estimate of the net pension liability and related deferred inflows and outflows of resources are based on actuarial reports by independent actuaries. We evaluated the key factors and assumptions used to develop the estimate in determining that it is reasonable in relation to the basic financial statements taken as a whole and in relation to the applicable opinion units.

Management's estimate of the liability for other post-employment benefits (OPEB) and related deferred inflows and outflows of resources are based on actuarial reports provided by independent actuaries. We evaluated the key factors and assumptions used to develop the estimate in determining that it is reasonable in relation to the basic financial statements taken as a whole and in relation to the applicable opinion units.

Financial Statement Disclosures

Certain financial statement disclosures involve significant judgment and are particularly sensitive because of their significance to financial statement users.

The most sensitive disclosures affecting the entity's financial statements relate to:

The disclosure of fair value of investments in the basic financial statements represents amounts susceptible to market fluctuations.

The disclosure of capital assets (and related accumulated depreciation) in the basic financial statements is based on historical information which could differ from actual useful lives of each capitalized item.

The disclosure of net pension liability and related deferred inflows and outflows of resources in the basic financial statements is based on actuarial assumptions. Actual future liabilities and actuarial deferred inflows and outflows may vary from disclosed estimates.

The disclosures of the other post-employment benefits (OPEB) liability and related deferred inflows and outflows of resources in the basic financial statements is based on actuarial assumptions. Actual future liabilities and actuarial deferred inflows and outflows may vary from disclosed estimates.

The disclosure of leases and subscription liabilities, right-to-use assets, and asset amortization in the basic financial statements is based on certain terms and assumptions in the agreements which could differ from actual amounts.

Significant Difficulties Encountered during the Audit

We encountered no significant difficulties in dealing with management relating to the performance of the audit.

Uncorrected and Corrected Misstatements

For purposes of this communication, professional standards require us to accumulate all known and likely misstatements identified during the audit, other than those that we believe are trivial, and communicate them to the appropriate level of management. Further, professional standards require us to also communicate the effect of uncorrected misstatements related to prior periods on the relevant classes of transactions, account balances or disclosures, and the financial statements as a whole and each applicable opinion unit. There were no uncorrected misstatements noted.

In addition, professional standards require us to communicate to you all material, corrected misstatements that were brought to the attention of management as a result of our audit procedures. None of the misstatements identified by us as a result of our audit procedures and corrected by management were material, either individually or in the aggregate, to the financial statements taken as a whole or applicable opinion unit.

Disagreements with Management

For purposes of this letter, professional standards define a disagreement with management as a matter, whether or not resolved to our satisfaction, concerning a financial accounting, reporting, or auditing matter, which could be significant to the entity's financial statements or the auditor's report. No such disagreements arose during the course of the audit.

Representations Requested from Management

We have requested certain written representations from management, which are included in the attached letter dated November 23, 2026.

Management's Consultations with Other Accountants

In some cases, management may decide to consult with other accountants about auditing and accounting matters. Management informed us that, and to our knowledge, there were no consultations with other accountants regarding auditing and accounting matters.

Other Significant Matters, Findings, or Issues

In the normal course of our professional association with the entity, we generally discuss a variety of matters, including the application of accounting principles and auditing standards, significant events or transactions that occurred during the year, operating and regulatory conditions affecting the entity, and operational plans and strategies that may affect the risks of material misstatement. None of the matters discussed resulted in a condition to our retention as the entity's auditors.

Other Information Included in Annual Reports

Pursuant to professional standards, our responsibility as auditors for other information, whether financial or nonfinancial, included in the entity's annual reports, does not extend beyond the information identified in the audit report, and we are not required to perform any procedures to corroborate such other information. However, in accordance with such standards, we have:

> Read the transmittal letter and statistical section and considered whether a material inconsistency existed between the other the information and the basic financial statements, or the other information otherwise appears to be materially misstated. Our opinion on the basic financial statements do not cover the other information, and we do not express an opinion or any form of assurance thereon.

Our responsibility also includes communicating to you any information which we believe is a material misstatement of fact. Nothing came to our attention that caused us to believe that such information, or its manner of presentation, is materially inconsistent with the information, or manner of its presentation, appearing in the financial statements.

This report is intended solely for the information and use of the Board of Directors and management of the entity and is not intended to be and should not be used by anyone other than these specified parties.

Very truly yours,

Rogers, Anderson, Malody & Scott, LLP.

Docusign Envelope ID: 9AED3887-AEA7-8967-82BB-3F8E8A19BE9F

LAS VIRGENES MUNICIPAL WATER DISTRICT
EST. 1958

Dedicated to Providing High-Quality, Reliable Water Service in a Cost- Effective and Environmentally Sensitive Manner

OFFICERS

President
Andy Coradeschi
Director, Division 2

Vice President
Jay Lewitt
Director, Division 5
MWD Representative

Secretary
Gary Burns
Director, Division 3

Treasurer
Randy Levine
Director, Division 1

Leonard E. Polan
Director, Division 4

David W. Pedersen, P. E.
General Manager

W. Keith Lemieux
Counsel

HEADQUARTERS
4232 Las Virgenes Road
Calabasas, CA 91302
(818) 251-2100
Fax (818) 251-2109

WESTLAKE
FILTRATION PLANT
(818) 251-2370
Fax (818) 251-2379

TAPIA WATER
RECLAMATION FACILITY
(818) 251-2300
Fax (818) 251-2309

RANCHO LAS VIRGENES
COMPOSTING FACILITY
(818) 251-2340
Fax (818) 251-2349

www.LVMWD.com

MEMBER AGENCY OF THE
METROPOLITAN WATER
DISTRICT
OF SOUTHERN CALIFORNIA

November 23, 2026

Rogers, Anderson, Malody & Scott, LLP

This representation letter is provided in connection with your audit of the financial statements of the business-type activities and the discretely presented component unit of Las Virgenes Municipal Water District (the entity) which compromise the statement of financial position as of June 30, 2026 and 2025, and the respective change in financial position and, where applicable, cash flows for the years then ended, and the related notes to the financial statements, for the purpose of expressing an opinion on whether the financial statements of the various opinion units are presented fairly, in all material respects, in accordance with accounting principles generally accepted for governments in the United States of America (U.S. GAAP).

Certain representations in this letter are described as being limited to matters that are material. Items are considered material, regardless of size, if they involve an omission or misstatement of accounting information such that, in the light of surrounding circumstances, there is a substantial likelihood that, individually or in the aggregate, they would influence the judgment made by a reasonable user based on the financial statements.

We confirm that, to the best of our knowledge and belief, having made such inquiries as we considered necessary for the purpose of appropriately informing ourselves as of November 23, 2026:

Financial Statements

- We have fulfilled our responsibilities, as set out in the terms of the audit engagement letter dated June 15, 2026, for the preparation and fair presentation of the financial statements referred to above in accordance with U.S. GAAP.
- The financial statements refer to above have been fairly presented in accordance with U.S. GAAP and include all properly classified funds, required supplementary information, and noted to the basic financial statements.
- We acknowledge our responsibility for the design, implementation, and maintenance of the system of internal control relevant to the preparation and fair presentation of financial statements that are free from material misstatement, whether due to fraud or error.
- We acknowledge our responsibility for the design, implementation, and maintenance of internal control to prevent and detect fraud.
- The methods, data and significant assumptions used by us in making accounting estimates and their related disclosures, are appropriate to achieve recognition, measurement, or disclosure that is reasonable in the context of U.S. GAAP.
- All related party relationships and transactions have been appropriately accounted for and disclosed in accordance with the requirements of U.S. GAAP.
- All events subsequent to the date of the financial statements and for which U.S. GAAP requires adjustment or disclosure have been adjusted or disclosed.
- We acknowledge our responsibility for compliance with the laws, regulations, and provisions of contracts and grant agreements.
- The effects of all known actual or possible litigation and claims have been accounted for and disclosed in accordance with U.S. GAAP.
- All component units, as well as joint ventures with an equity interest, if any, are included and other joint ventures and related organizations are properly disclosed.
- All funds and activities are properly classified.

Docusign Envelope ID: 9AED3887-AEA7-8967-82BB-3F8E8A19BE9F

- All components of net position are properly classified and, if applicable, approved.
- Our policy regarding whether to first apply restricted or unrestricted resources when an expense is incurred for purposes for which both restricted and unrestricted net position are available is appropriately disclosed and net position is properly recognized under the policy.
- All interfund and intra-entity transactions and balances have been properly classified and reported.
- Special items and extraordinary items have been properly classified and reported.
- Deposit and investment risks have been properly and fully disclosed.
- Capital assets, including infrastructure assets, are properly capitalized, reported, and if applicable, depreciated.
- Nonexchange and exchange financial guarantees, either written or oral, under which it is more likely than not that a liability exists have been properly recorded, or if we are obligated in any manner, are disclosed
- We have reviewed, approved, and taken responsibility for the financial statements and related notes.
- We have reviewed and approved the various adjusting journal entries that were proposed by you for recording in our books and records and reflected in the financial statements.
- We have evaluated all of our lease and subscription agreements and have given you our assessment as to whether each agreement is subject to GASB Statement No. 87, *Leases* and GASB Statement No. 96*, Subscription Based Information Technology Arrangements.*
- With regard to investments and other instruments reported at fair value:
  - The underlying assumptions are reasonable and they appropriately reflect management's intent and ability to carry out its stated courses of action.
  - The measurement methods and related assumptions used in determining fair value are appropriate in the circumstances and have been consistently applied.
  - The disclosures related to fair values are complete, adequate, and in accordance with U.S. GAAP.
  - There are no subsequent events that require adjustments to the fair value measurements and disclosures included in the financial statements.
- With regard to pensions and OPEB:
  - We believe that the actuarial assumptions and methods used to measure pension and OPEB liabilities and costs for financial accounting purposes are appropriate in the circumstances.
  - Increases in benefits, elimination of benefits and all similar amendments have been disclosed in accordance with U.S. GAAP and are included in the most recent actuarial valuation, or disclosed as a subsequent event.
- We have conducted a comprehensive risk assessment and disclosed all material concentrations and constraints in accordance with GASB Statement No. 102, *Certain Risk Disclosures*. These disclosures provide sufficient detail to enable users of financial statements to understand the nature of the circumstances disclosed and the government's vulnerability to the risk of a substantial impact associated with the concentration or constraint, if applicable.
- We have evaluated the concentrations and constraints, including those that occur subsequent to the statement of net position date but before the financial statements are issued and have been properly disclosed in the financial statements as subsequent events.
- With respect to preparation of the financial statements, we have performed the following:
  - Made all management decisions and performed all management functions;
  - Assigned a competent individual to oversee the services;
  - Evaluated the adequacy of the services performed;
  - Evaluated and accepted responsibility for the result of the service performed; and

Docusign Envelope ID: 9AED3887-AEA7-8967-82BB-3F8E8A19BE9F

  - Established and maintained internal controls, a process to monitor the system of internal controls.
- There have been no changes or updates to legal information disclosed to you by our attorney(s) since the date of such legal response and now.

Information Provided

- We have provided you with:
  - Access to all information, of which we are aware that is relevant to the preparation and fair presentation of the financial statements of the various opinion units referred to above, such as records, documentation, meeting minutes, and other matters;
  - Additional information that you have requested from us for the purpose of the audit; and
  - Unrestricted access to persons within the entity from whom you determined it necessary to obtain audit evidence.
  - A written acknowledgement of all the documents that we expect to issue that will be included in the annual report and the planned timing and method of issuance of that annual report;
  - A final version of the annual report (including all the documents that, together, comprise the annual report) in a timely manner prior to the date of the auditor's report.
- The financial statements and any other information included in the annual report are consistent with one another, and the other information does not contain any material misstatements.
- All information provided in electronic form are true representations of the original documents.
- All transactions have been recorded in the accounting records and are reflected in the financial statements.
- We have disclosed to you the results of our assessment of the risk that the financial statements may be materially misstated as a result of fraud.
- We have provided to you our analysis of the entity's ability to continue as a going concern, including significant conditions and events present, concentrations and constraints, and we believe that our use of the going concern basis of accounting is appropriate.
- We have no knowledge of any fraud or suspected fraud that affects the entity and involves:
  - Management;
  - Employees who have significant roles in internal control; or
  - Others where the fraud could have a material effect on the financial statements.
- We have no knowledge of any instances, that have occurred or are likely to have occurred, of fraud and noncompliance with provisions of laws and regulations that have a material effect on the financial statements or other financial data significant to the audit objectives, and any other instances that warrant the attention of those charged with governance, whether communicated by employees, former employees, vendors (contractors), analysts, regulators, or others.
- We have no knowledge of any instances that have occurred or are likely to have occurred, of noncompliance with provisions of contracts and grant agreements that has a material effect on the determination of financial statement amounts or other financial data significant to the audit objectives.
- We have no knowledge of any instances that have occurred or are likely to have occurred of abuse that could be quantitatively or qualitatively material to the financial statements or other financial data significant to the audit objectives.
- We have a process to track the status of audit findings and recommendations.
- We have identified for you all previous audits, attestation engagements, and other studies related to the audit objectives and whether related recommendations have been implemented.

Docusign Envelope ID: 9AED3887-AEA7-8967-82BB-3F8E8A19BE9F

- We have disclosed to you all known actual or possible litigation, claims, and assessments whose effects should be considered when preparing the financial statements.
- There have been no communications from regulatory agencies concerning noncompliance with or deficiencies in accounting, internal control, or financial reporting practices.
- The entity has no plans or intentions that may materially affect the carrying value or classification of assets and liabilities.
- For nonexchange financial guarantees where we have declared liabilities, the amount of the liability recognized is the discounted present value of the best estimate of the future outflows expected to be incurred as a result of the guarantee. Where there was no best estimate but a range of estimated future outflows has been established, we have recognized the minimum amount within the range.
- We have disclosed to you all significant estimates and material concentrations known to management that are required to be disclosed in accordance with GASB Statement No. 62 (GASB-62), *Codification of Accounting and Financial Reporting Guidance Contained in Pre-November 30, 1989 FASB and AICPA Pronouncements*. Significant estimates are estimates at the balance sheet date that could change materially within the next year. Concentrations refer to volumes of business, revenues, available sources of supply, or markets or geographic areas for which events could occur that would significantly disrupt normal finances within the next year.
- We have identified and disclosed to you the laws, regulations, and provisions of contracts and grant agreements that could have a direct and material effect on financial statement amounts, including legal and contractual provisions for reporting specific activities in separate funds.
- We have disclosed to you all nonexchange financial guarantees, under which we are obligated and have declared liabilities and disclosed properly in accordance with GASB Statement No. 70, *Accounting and Financial Reporting for Nonexchange Financial Guarantees*, for those guarantees where it is more likely than not that the entity will make a payment on any guarantee.
- There are no:
  - Violations or possible violations of laws or regulations, or provisions of contracts or grant agreements whose effects should be considered for disclosure in the financial statements or as a basis for recording a loss contingency, including applicable budget laws and regulations.
  - Unasserted claims or assessments that our lawyer has advised are probable of assertion and must be disclosed in accordance with GASB-62.
  - Other liabilities or gain or loss contingencies that are required to be accrued or disclosed by GASB-62
  - Continuing disclosure consent decree agreements or filings with the Securities and Exchange Commission and we have filed updates on a timely basis in accordance with the agreements (Rule 240, 15c2-12).
- The entity has satisfactory title to all owned assets, and there are no liens or encumbrances on such assets nor has any asset or future revenue been pledged as collateral, except as disclosed to you.
- We have complied with all aspects of grant agreements and other contractual agreements that would have a material effect on the financial statements in the event of noncompliance.
- There have been no changes or updates to legal information disclosed to you by our attorney(s) since the date of such legal response and now.[V

Use of a Specialist

- We agree with the findings of specialists in evaluating the entity's net pension and net other post-employment benefit liabilities and related deferred amounts and have adequately considered the qualifications of the specialist in determining the amounts and disclosures used in the financial

Docusign Envelope ID: 9AED3887-AEA7-8967-82BB-3F8E8A19BE9F

statements and underlying accounting records. We did not give or cause any instructions to be given to specialists with respect to the values or amounts derived in an attempt to bias their work, and we are not otherwise aware of any matters that have had an impact on the independence or objectivity of the specialists.

Cybersecurity

- There have been no cybersecurity breaches or other cyber events whose effects should be considered for disclosure in the financial statements, as a basis for recording a loss contingency, or otherwise considered when preparing the financial statements.

Supplementary Information in Relation to the Financial Statements as a Whole

With respect to supplementary information accompanying the financial statements:

- We acknowledge our responsibility for the presentation of the supplementary information in accordance with accounting principles generally accepted in the United States of America.
- We believe the supplementary information, including its form and content, is fairly presented in accordance with accounting principles generally accepted in the United States of America.
- The methods of measurement or presentation have not changed from those used in the prior period.
- We believe any significant assumptions or interpretations underlying the measurement or presentation of the supplementary information, and the basis for our assumptions and interpretations, are reasonable and appropriate in the circumstances.
- When the supplementary information is not presented with the audited financial statements, management will make the audited financial statements readily available to the intended users of the supplementary information no later than the date of issuance by the entity of the supplementary information and the auditor's report thereon.
- We acknowledge our responsibility to include the auditor's report on the supplementary information in any document containing the supplementary information and that indicates the auditor reported on such supplementary information.
- We acknowledge our responsibility to present the supplementary information with the audited financial statements or, if the supplementary information will not be presented with the audited financial statements, to make the audited financial statements readily available to the intended users of the supplementary information no later than the date of issuance by the entity of the supplementary information and the auditor's report thereon.

Required Supplementary Information

With respect to the required supplementary information accompanying the financial statements:

- We acknowledge our responsibility for the presentation of the required supplementary information in accordance with U.S. GAAP.
- We believe the required supplementary information, including its form and content, is measured and fairly presented in accordance with U.S. GAAP.
- The methods of measurement or presentation have not changed from those used in the prior period.
- We believe the significant assumptions or interpretations underlying the measurement or presentation of the required supplementary information, and the basis for our assumptions and interpretations, are reasonable and appropriate in the circumstances.

Accounting Estimates and Related Disclosures

Docusign Envelope ID: 9AED3887-AEA7-8967-82BB-3F8E8A19BE9F

- The significant judgments made in making the accounting estimates have taken into account all relevant information of which we are aware.
- We have consistently and appropriately selected and applied methods, assumptions, and data when making accounting estimates.
- The assumptions we used in making and disclosing accounting estimates appropriately reflect our intent and ability to carry out specific courses of action on behalf of the entity, when relevant to the accounting estimates and disclosures.
- The disclosures related to accounting estimates, including those disclosures describing estimation uncertainty, are complete and are reasonable in the context of the applicable financial reporting framework.
- We have obtained and applied appropriate specialized skills and expertise in making accounting estimates, if needed.
- We are not aware of any events subsequent to the date of the financial statements that require adjustment to our accounting estimates and related disclosures included in the financial statements.

Signed by:
12C6BE2E4EC44E2...

David Pedersen, General Manager

DS Initial

AGENDA ITEM NO. 9.B

DATE: November 30, 2026

TO: Board of Directors

FROM: Finance and Technology

SUBJECT: Tapia Water Reclamation Facility and Westlake Filtration Plant Access Control and Video Surveillance Upgrade Project: Award

---

SUMMARY:

The District's 2020 America's Water Infrastructure Act (AWIA) physical security assessment identified needed improvements and established standards for access control, video surveillance, and intrusion alarms. Following the 2025 Headquarters Campus upgrade, the District began its Districtwide Verkada Unified Electronic Security System (UESS) installation at Rancho Las Virgenes Composting Facility. On June 16, 2026, the Board authorized retaining West Coast Cable, Inc. (WCC) for site-specific upgrades over five years, subject to satisfactory performance, available funding, and procurement requirements. With Rancho nearing full commissioning, staff obtained WCC proposals following site walks at Tapia Water Reclamation Facility and Westlake Filtration Plant. Staff recommends accepting both proposals for a combined amount not to exceed $961,134, including a 10 percent contingency.

RECOMMENDATION(S):

Accept the proposals from West Coast Cable, Inc. (WCC), and authorize the General Manager to execute a Professional Services Agreement, in an amount not-to-exceed $961,134, for the Tapia Water Reclamation Facility and Westlake Filtration Plant Access Control and Video Surveillance Upgrade Project.

FISCAL IMPACT:

Yes

ITEM BUDGETED:

Yes

FINANCIAL IMPACT:

The proposed cost for the Tapia Reclamation Facility is $532,101 and for the Westlake Filtration Plant is $341,657, for a combined base cost of $873,758. A 10 percent contingency

of $87,376 brings the total not-to-exceed project authorization to $961,134. Sufficient funding is available in the adopted Fiscal Year 2026-27 Budget. No additional appropriation is required.

DISCUSSION:

The District's 2020 physical security risk assessment recommended consistent improvements to electronic security systems across its facilities. The District subsequently completed the Headquarters Campus security upgrade in 2025 and initiated a Districtwide implementation of the Verkada UESS platform. On June 16, 2026, the Board established WCC as the vendor for subsequent site-specific upgrades, subject to satisfactory performance, budget availability, and applicable procurement requirements for a period of five years.

The proposed Tapia and Westlake projects continue this initiative by upgrading access control, video surveillance, intrusion alarms, and associated infrastructure. Use of a standardized platform and an established vendor supports consistent system management, maintenance, and operational practices across District facilities.

Scope of Work for Tapia Water Reclamation Facility :

- Installation of 20 surveillance cameras.
- Installation of an intercom system.
- Access control for 29 doors, including 10 door controllers.
- Installation and integration of an intrusion alarm system.
- Supporting network and electrical infrastructure, including conduit work and cabling.

Proposed Tapia base cost: $532,101.15.

Scope of Work for Westlake Filtration Plant :

- Installation of eight surveillance cameras.
- Installation of an intercom system.
- Access control for 10 doors.
- Portable trailer equipped with UPS, solar power, cameras, and speaker.
- Installation and integration of an intrusion alarm system.
- Supporting network and electrical infrastructure, including conduit work and cabling.

Proposed Westlake base cost: $341,656.53.

Implementation will be coordinated with facility personnel to minimize disruptions to ongoing operations. The proposed upgrades will extend the District's standardized, centrally managed electronic security capabilities to both facilities.

GOALS:

Ensure Effective Utilization of the Public's Assets and Money

Prepared by: Viktor Nikolajevs, Network & Security Engineer

ATTACHMENTS:
Proposal for Tapia Water Reclamation Facility and Westlake Filtration Plant
Executive Summary for Tapia Water Reclamation Facility
Executive Summary for Westlake Filtration Plant

Executive Summary

Las Virgenes MWD Tapia Water Reclamation Facility and Westlake Filtration Plant

WCC Technologies Group
Martin Phan
5535 Daniels St., Chino, CA 91710
(909) 364-9906

Table of Contents

Scope of Work …… Page 3

Schedule …… Page 4

Billing Schedule …… Page 5

Scope of Work

Camera System: $

- Provide and install (28) cameras.
  - Install (1ea) category 6 cable to each camera.
  - Adjust field of view with customer.
- Provide (28) 10-year camera licenses.

Intercom System: $

- Provide and install (2) intercom.
  - Install (1) category 6 cable to (1) of the intercoms.
- Provide (2) 10-year intercom license.

Network Switches: $

- Provide and install (7) 8-port POE switch.
- Provide and install (2) 24-port POE switch.

Wireless Bridge System: $

- Provide and install (10) wireless bridge devices.
  - Install (1ea) category 6 cable to (3) of the wireless bridge devices.

Access Control System: $

- Provide and install access control equipment on (39) doors.
  - Install (1) composite cable to each of the (39) doors.
- Install new electrified locks – as needed.
- Provide (39) 10-year door licenses.

Alarm System: $

- Provide and install (4) alarm panels.
- Provide and install (4) alarm keypads.
- Provide and install (1) door sensor.
- Provide and install (1) glassbreak sensor.
- Provide (4) 10-year alarm licenses.

Security Trailer: $

- Provide and install (1) security trailer.

Conduit Pathways: $

- Provide and install (2,490ft) of rigid aluminum conduit as cable pathways.

Grand Total: $873,757.68

Billing Schedule:

WCC Technologies Group ("WCC") will invoice LVMWD according to the following billing structure:

1. Equipment Billing
    a. All equipment will be billed immediately upon arrival at WCC's warehouse.
    b. WCC will provide receiving documentation (packing slips, delivery notices, or supplier confirmations) with each invoice.
    c. Equipment invoices are Net 30.

2. Progress Billing – Schedule of Values (SOV)
    a. WCC will create a Schedule of Values (SOV) for the full project scope, detailing labor, materials, and milestones.
    b. The SOV must be reviewed and agreed upon by LVMWD prior to commencing billed work.
    c. WCC will issue monthly progress billings based on percentage of completion for each SOV line item.
    d. Progress billings require:
        i. Updated SOV with percent-complete indicated
        ii. Any backup documentation requested by LVMWD
    e. All progress billings are Net 30.

Executive Summary

Las Virgenes MWD Tapia Water Reclamation Facility

WCC Technologies Group
Martin Phan
5535 Daniels St., Chino, CA 91710
(909) 364-9906

Table of Contents

Scope of Work …… Page 3

Schedule …… Page 4

Billing Schedule …… Page 5

Scope of Work

Camera System: $165,337.25

- Provide and install (20) cameras.
  - Install (1ea) category 6 cable to each camera.
  - Adjust field of view with customer.
- Provide (20) 10-year camera licenses.

Intercom System: $7,231.25

- Provide and install (1) intercom.
- Provide (1) 10-year intercom license.

Network Switches: $12,027.73

- Provide and install (6) 8-port POE switch.
- Provide and install (2) 24-port POE switch.

Wireless Bridge System: $7,328.65

- Provide and install (3) wireless bridge devices.
  - Install (1) category 6 cable to (1) of the wireless bridge devices.

Access Control System: $204,787.40

- Provide and install access control equipment on (29) doors.
  - Install (1) composite cable to each of the (29) doors.
- Install new electrified locks – as needed.
- Provide (29) 10-year door licenses.

Alarm System: $45,916.45

- Provide and install (2) alarm panels.
- Provide and install (2) alarm keypads.
- Provide and install (1) door sensor.
- Provide and install (1) glassbreak sensor.
- Provide (2) 5-year alarm licenses.

Conduit Pathways: $89,472.42

- Provide and install (1,620ft) of rigid aluminum conduit as cable pathways.

Grand Total: $532,101.15

Billing Schedule:

WCC Technologies Group ("WCC") will invoice LVMWD according to the following billing structure:

1. Equipment Billing
    a. All equipment will be billed immediately upon arrival at WCC's warehouse.
    b. WCC will provide receiving documentation (packing slips, delivery notices, or supplier confirmations) with each invoice.
    c. Equipment invoices are Net 30.

2. Progress Billing – Schedule of Values (SOV)
    a. WCC will create a Schedule of Values (SOV) for the full project scope, detailing labor, materials, and milestones.
    b. The SOV must be reviewed and agreed upon by LVMWD prior to commencing billed work.
    c. WCC will issue monthly progress billings based on percentage of completion for each SOV line item.
    d. Progress billings require:
        i. Updated SOV with percent-complete indicated
        ii. Any backup documentation requested by LVMWD
    e. All progress billings are Net 30.

Executive Summary

Las Virgenes MWD Westlake Filtration Plant

WCC Technologies Group
Martin Phan
5535 Daniels St., Chino, CA 91710
(909) 364-9906

Table of Contents

Scope of Work …… Page 3

Schedule …… Page 4

Billing Schedule …… Page 5

Scope of Work

Camera System: $65,642.40

- Provide and install (8) cameras.
  - Install (1ea) category 6 cable to each camera.
  - Adjust field of view with customer.
- Provide (8) 10-year camera licenses.

Intercom System: $7,833.27

- Provide and install (1) intercom.
  - Install (1) category 6 cable to the intercom.
- Provide (1) 10-year intercom license.

Network Switches: $1,647.94

- Provide and install (1) 8-port POE switch.

Wireless Bridge System: $12,636.83

- Provide and install (7) wireless bridge devices.
  - Install (1ea) category 6 cable to (2) of the wireless bridge devices.

Access Control System: $80,258.16

- Provide and install access control equipment on (10) doors.
  - Install (1) composite cable to each of the (10) doors.
- Install new electrified locks – as needed.
- Provide (10) 10-year door licenses.

Alarm System: $35,038.65

- Provide and install (2) alarm panels.
- Provide and install (2) alarm keypads.
- Provide (2) 10-year alarm licenses.

Security Trailer: $92,655.62

- Provide and install (1) security trailer.

Conduit Pathways: $45,943.66

- Provide and install (870ft) of rigid aluminum conduit as cable pathways.

Grand Total: $341,656.53

Billing Schedule:

WCC Technologies Group ("WCC") will invoice LVMWD according to the following billing structure:

1. Equipment Billing
    a. All equipment will be billed immediately upon arrival at WCC's warehouse.
    b. WCC will provide receiving documentation (packing slips, delivery notices, or supplier confirmations) with each invoice.
    c. Equipment invoices are Net 30.

2. Progress Billing – Schedule of Values (SOV)
    a. WCC will create a Schedule of Values (SOV) for the full project scope, detailing labor, materials, and milestones.
    b. The SOV must be reviewed and agreed upon by LVMWD prior to commencing billed work.
    c. WCC will issue monthly progress billings based on percentage of completion for each SOV line item.
    d. Progress billings require:
        i. Updated SOV with percent-complete indicated
        ii. Any backup documentation requested by LVMWD
    e. All progress billings are Net 30.

AGENDA ITEM NO. 10.A

DATE: November 30, 2026

TO: Board of Directors

FROM: Finance and Technology

SUBJECT: Fiscal Year 2025-26 Reimbursable Expenses

SUMMARY:

The Las Virgenes Municipal Water District Code requires that the District publish a list of reimbursable expenditures over $100 incurred during the prior fiscal year. Attached is the Fiscal Year 2025-26 Reimbursable Expenses Report. On December 03, 2026, a notice was published in the *Las Virgenes and Calabasas Enterprise* to indicate the availability of the report.

DISCUSSION:

Pursuant to Section 2-2.107 of the Las Virgenes Municipal Water District Code and Government Code Section 53065.5, the District is required to report reimbursed expenditures in excess of $100 in a publicly available document at the District's headquarters in December and January. In the interest of transparency, the District has historically reported more than minimally required by law. While the law requires the reporting of reimbursed expenditures over $100, the District's report contains all employee/director-related expenditures over $100 that were reimbursed to the employee/director or directly paid with a District credit card that would have otherwise been eligible for reimbursement. This approach is most transparent and appears to be consistent with the intent of the law to publicly report employee/director-related expenditures over $100 that are incurred in the course of one's position or to expand knowledge and resources for the District through attendance at training events and conferences.

GOALS:

Ensure Effective Utilization of the Public's Assets and Money

Prepared by: Jessica Cortez, Accounting Supervisor

ATTACHMENTS:
Fiscal Year 2025-26 Reimbursable Expenses

LAS VIRGENES MUNICIPAL WATER DISTRICT
REPORTABLE EXPENSE REIMBURSEMENTS
FOR FISCAL YEAR ENDED JUNE 30, 2026

NAME				CONFERENCES & OTHER MEETINGS ATTENDED					OTHER	
LAST	FIRST	DATE	EVENT/EXPLANATION	LOCATION	REGISTRATION	TRAVEL	LODGING	MEALS	EXPENSES	TOTAL
ALVAREZ	SARA	8/19/2025	CWEA WORKSHOP	VIRTUAL					175.00	175.00
ALVAREZ	SARA	10/13/2025	TNI TRAINING COURSES	VIRTUAL					210.00	210.00
ALVAREZ	SARA	11/7/2025	CWEA CERTIFICATION RENEWAL	VIRTUAL					124.00	124.00
ALVAREZ	SARA	10/16/2025	DATA INTEGRITY AND ETHICS REFRESHER TRAINING	VIRTUAL					150.00	150.00
ALVAREZ	SARA	6/25/2026	BOD BIOCHEMICAL OXYGEN DEMAND TRAINING	VIRTUAL					150.00	150.00
ALVAREZ	SARA	6/30/2026	TNI TRAINING COURSES	VIRTUAL					122.50	122.50
									Sub-Total	**931.50**
BAIRD	STEVEN	8/11/2025-8/13/2025	CAPIO BOARD STRATEGIC PLANNING MEETING	SAN DIEGO, CA				215.00		215.00
BAIRD	STEVEN	9/21/2025-9/23/2025	WATEREUSE CONFERENCE	SAN DIEGO, CA	745.00	210.00	349.24	215.00		1,519.24
BAIRD	STEVEN	10/1/2025-10/2/2025	SCAN NATOA/CAPIO 2025 STAR AWARDS	LONG BEACH, CA		75.60		129.00		204.60
BAIRD	STEVEN	12/2/2025-12/4/2025	ACWA FALL 2025 CONFERENCE	SAN DIEGO, CA	999.00	217.00	687.61	215.00	63.64	2,182.25
BAIRD	STEVEN	2/2/2026-2/4/2026	WESTERN DISTRICT PRSA CONFERENCE	NEWPORT BEACH, CA	549.00	108.32	723.02	215.00	25.00	1,620.34
BAIRD	STEVEN	2/24/2026-2/27/2026	UWI CONFERENCE	INDIAN WELLS, CA		227.65			5.00	232.65
BAIRD	STEVEN	3/8/2026-3/11/2026	WATEREUSE SYMPOSIUM	LOS ANGELES, CA	950.00	45.68			18.99	1,014.67
BAIRD	STEVEN	5/5/2026-5/6/2026	ACWA SPRING CONFERENCE	SACRAMENTO, CA	999.00	244.48	171.86	129.00	74.00	1,618.34
BAIRD	STEVEN	5/10/2026-5/14/2026	CAPIO ANNUAL CONFERENCE	SAN DIEGO, CA		217.50	1,225.95	387.00		1,830.45
									Sub-Total	**10,437.54**
BAUTISTA	ANTONIO	12/4/2025	CWEA SEMINAR	VIRTUAL	220.00					220.00
BAUTISTA	ANTONIO	3/31/2026	SSMP TRAINING	VIRTUAL					1,027.94	1,027.94
									Sub-Total	**1,247.94**

LAS VIRGENES MUNICIPAL WATER DISTRICT
REPORTABLE EXPENSE REIMBURSEMENTS
FOR FISCAL YEAR ENDED JUNE 30, 2026

NAME				CONFERENCES & OTHER MEETINGS ATTENDED					OTHER	
LAST	FIRST	DATE	EVENT/EXPLANATION	LOCATION	REGISTRATION	TRAVEL	LODGING	MEALS	EXPENSES	TOTAL
BODDY	CHRISTOPHER	8/4/2025-8/6/2025	TRI-STATE SEMINAR	LAS VEGAS, NV	99.00	401.80	378.88	301.00		1,180.68
BODDY	CHRISTOPHER	8/19/2025	CWEA CERT RENEWAL	VIRTUAL					124.00	124.00
BODDY	CHRISTOPHER	10/29/2025	WASTEWATER TREATMENT GRADE 3 CERTIFICATION	VIRTUAL					274.00	274.00
BODDY	CHRISTOPHER	3/2/2026-3/18/2026	MANAGEMENT & SUPERVISORY LEADERSHIP PROGRAM	VIRTUAL					549.00	549.00
									Sub-Total	**2,127.68**
BRIL	BURTON	9/27/2025-10/1/2025	WEFTEC CONFERENCE	CHICAGO, IL	635.00	360.31	1,291.44	414.00	165.29	2,866.04
BRIL	BURTON	12/12/2025	SWMOA WORKSHOP	VIRTUAL					250.00	250.00
									Sub-Total	**3,116.04**
BURNS	ADRIENNE	9/21/2025-9/23/2025	CA WATEREUSE CONFERENCE	SAN DIEGO, CA	745.00	226.80	657.18	215.00		1,843.98
BURNS	ADRIENNE	1/8/2026	PRSA 2026 CRISIS COMMUNICATION CONFERENCE	VIRTUAL	795.00					795.00
BURNS	ADRIENNE	1/30/2026	SACRAMENTO LOBBYING	SACRAMENTO, CA		552.80				552.80
BURNS	ADRIENNE	6/20/2026-6/24/2026	DC LOBBYING AND PURE WATER DEMO RIBBON CUTTING EVENT	WASHINGTON, DC		904.72	1,832.09	408.82	245.29	3,390.92
BURNS	ADRIENNE	5/12/2026	PRSA WORKSHOP	VIRTUAL					1,095.00	1,095.00
									Sub-Total	**7,677.70**

LAS VIRGENES MUNICIPAL WATER DISTRICT
REPORTABLE EXPENSE REIMBURSEMENTS
FOR FISCAL YEAR ENDED JUNE 30, 2026

NAME				CONFERENCES & OTHER MEETINGS ATTENDED					OTHER	
LAST	FIRST	DATE	EVENT/EXPLANATION	LOCATION	REGISTRATION	TRAVEL	LODGING	MEALS	EXPENSES	TOTAL
BURNS	GARY	7/30/2025-8/2/2025	CASA ANNUAL CONFERENCE	SAN DIEGO, CA	771.00	212.80	1,183.35	301.00	150.00	2,618.15
BURNS	GARY	8/19/2025-8/22/2025	UWI CONFERENCE	SAN DIEGO, CA	695.00	208.60	1,366.76	301.00		2,571.36
BURNS	GARY	9/20/2025-9/22/2025	WATEREUSE CONFERENCE	SAN DIEGO, CA	780.00	205.80	1,065.65	70.62	42.76	2,164.83
BURNS	GARY	10/23/2025	SCWC DINNER	NEWPORT BEACH, CA		100.10				100.10
BURNS	GARY	11/3/2025	ACWA WEBINAR - CLE SERIES	VIRTUAL	225.00					225.00
BURNS	GARY	11/13/2025-11/14/2025	ACWA REGION 8 EVENT	IRVINE, CA	127.00					127.00
BURNS	GARY	12/2/2025-12/5/2025	ACWA FALL CONFERENCE	SAN DIEGO, CA	999.00	212.80	755.20	301.00		2,268.00
BURNS	GARY	1/14/2026-1/16/2026	CASA WINTER CONFERENCE	INDIAN WELLS, CA	780.00	226.20	781.00	156.71		1,943.91
BURNS	GARY	1/23/2026	SCWC LUNCHEON	ARCADIA, CA	129.37	54.81				184.18
BURNS	GARY	2/25/2026-2/27/2026	UWI CONFERENCE	INDIAN WELLS, CA	595.00	232.00	1,206.09	170.00		2,203.09
BURNS	GARY	3/8/2026-3/11/2026	WATEREUSE SYMPOSIUM	LOS ANGELES, CA	1,445.00	40.89	1,245.42	301.00	10.40	3,042.71
BURNS	GARY	5/5/2026-5/7/2026	ACWA SPRING CONFERENCE	SACRAMENTO, CA	999.00	555.35	796.38	215.00	14.58	2,580.31
									Sub-Total	**20,028.64**
CABRERA	IMMER	8/7/2025	AMERICAN WATER COLLEGE - CERTIFI(	VIRTUAL					179.99	179.99
CABRERA	IMMER	12/17/2025	CWEA SEMINAR	VIRTUAL	160.00					160.00
CABRERA	IMMER	2/26/2026	CWEA SEMINAR	IRVINE, CA	220.00				348.99	568.99
CABRERA	IMMER	3/11/2026	MECHANICAL TRAINING	VIRTUAL					1,299.00	1,299.00
									Sub-Total	**2,207.98**
CANO	STEVEN	9/29/2025-10/3/2025	BLUEBEAM CONFERENCE	WASHINGTON, DC	499.00	450.65	1,124.16	414.00	142.24	2,630.05
									Sub-Total	**2,630.05**
CHAU	THIEU	4/7/2026-4/10/2026	TYLER CONNECT CONFERENCE	LAS VEGAS, NV	1,249.00	228.96	829.92	301.00	46.97	2,655.85
									Sub-Total	**2,655.85**

LAS VIRGENES MUNICIPAL WATER DISTRICT
REPORTABLE EXPENSE REIMBURSEMENTS
FOR FISCAL YEAR ENDED JUNE 30, 2026

NAME				CONFERENCES & OTHER MEETINGS ATTENDED					OTHER	
LAST	FIRST	DATE	EVENT/EXPLANATION	LOCATION	REGISTRATION	TRAVEL	LODGING	MEALS	EXPENSES	TOTAL
CLARK	RIKI	9/21/2025-9/23/2025	WATEREUSE CONFERENCE	SAN DIEGO, CA	965.00	203.00	657.18	165.00		1,990.18
CLARK	RIKI	3/10/2026	WATEREUSE SYMPOSIUM	LOS ANGELES, CA	1,000.00	36.26				1,036.26
									Sub-Total	**3,026.44**
CORADESCHI	RICHARD	7/29/2025-8/1/2025	CASA ANNUAL CONFERENCE	SAN DIEGO, CA	750.00	217.00	1,183.08	301.00		2,451.08
CORADESCHI	RICHARD	8/20/2025-8/21/2025	UWI CONFERENCE	SAN DIEGO, CA	595.00	215.60	584.48	129.00	30.00	1,554.08
CORADESCHI	RICHARD	9/3/2025-9/4/2025	UTICA TOUR	SACRAMENTO, CA		204.95				204.95
CORADESCHI	RICHARD	9/20/2025-9/22/2025	WATEREUSE CONFERENCE	SAN DIEGO, CA	780.00	212.80	940.77	150.50	45.00	2,129.07
CORADESCHI	RICHARD	10/5/2025-10/8/2025	CSDA LEADERSHIP CONFERENCE	REDDING, CA	1,650.00	59.14	622.19	238.00	581.69	3,151.02
CORADESCHI	RICHARD	10/28/2025	SACRAMENTO LOBBYING	SACRAMENTO, CA		519.92				519.92
CORADESCHI	RICHARD	11/3/2025	OCEANWELL LOBBYING	SACRAMENTO, CA		539.92				539.92
CORADESCHI	RICHARD	11/13/2025-11/14/2025	ACWA REGION 8-9-10 EVENT	IRVINE, CA	127.00		193.15	129.00	50.00	499.15
CORADESCHI	RICHARD	12/1/2025-12/4/2025	ACWA FALL CONFERENCE	SAN DIEGO, CA	999.00		755.22	301.00		2,055.22
CORADESCHI	RICHARD	12/16/2025-12/18/2025	CRWUA CONFERENCE	LAS VEGAS, NV	600.00		467.75	215.00		1,282.75
CORADESCHI	RICHARD	1/13/2026-1/16/2026	CASA WINTER CONFERENCE	INDIAN WELLS, CA	750.00	232.00	1,036.50	301.00	15.00	2,334.50
CORADESCHI	RICHARD	1/23/2026	SCWC LUNCHEON	ARCADIA, CA	129.37	61.77				191.14
CORADESCHI	RICHARD	1/26/2026	MWDOC SYMPOSIUM	COSTA MESA, CA		102.66				102.66
CORADESCHI	RICHARD	2/11/2026-2/13/2026	ACWA SACRAMENTO LEGISLATIVE SYMPOSIUM / CALDESAL	SACRAMENTO, CA	885.00	578.79		129.00	52.00	1,644.79
CORADESCHI	RICHARD	2/24/2026-2/27/2026	UWI CONFERENCE	INDIAN WELLS, CA	715.85	232.00	1,161.09	301.00		2,409.94
CORADESCHI	RICHARD	3/8/2026-3/11/2026	WATEREUSE SYMPOSIUM	LOS ANGELES, CA	1,380.00	53.65	1,245.42	301.00	43.59	3,023.66
CORADESCHI	RICHARD	3/12/2026	SACRAMENTO LOBBYING	SACRAMENTO, CA		552.80				552.80
CORADESCHI	RICHARD	5/5/2026-5/7/2026	ACWA SPRING CONFERENCE	SACRAMENTO, CA	999.00	754.79	580.90	215.00	126.00	2,675.69
									Sub-Total	**27,322.34**

LAS VIRGENES MUNICIPAL WATER DISTRICT
REPORTABLE EXPENSE REIMBURSEMENTS
FOR FISCAL YEAR ENDED JUNE 30, 2026

NAME				CONFERENCES & OTHER MEETINGS ATTENDED					OTHER	
LAST	FIRST	DATE	EVENT/EXPLANATION	LOCATION	REGISTRATION	TRAVEL	LODGING	MEALS	EXPENSES	TOTAL
CORTEZ	JESSICA	6/28/2025-7/2/2025	GFOA CONFERENCE	WASHINGTON, DC	525.00	690.70	1,280.08	414.00	95.40	3,005.18
CORTEZ	JESSICA	2/24/2026-2/27/2026	CSMFO CONFERENCE	PALM SPRINGS, CA	625.00	133.18	928.38	301.00	10.65	1,998.21
									Sub-Total	**5,003.39**
CROCKER	SOPHIA	11/18/2025-11/21/2025	CALPELRA CONFERENCE	MONTEREY, CA	825.00	409.50	1,094.04	322.00		2,650.54
CROCKER	SOPHIA	2/24/2026-2/26/2026	PARMA CONFERENCE	MONTEREY, CA	549.00	424.13	1,038.74	230.00		2,241.87
CROCKER	SOPHIA	5/6/2026-5/7/2026	ACWA CONFERENCE	SACRAMENTO, CA		254.49	273.19	129.00	82.91	739.59
CROCKER	SOPHIA	5/14/2026	CPRO-W2 CERTIFICATION	VIRTUAL					2,500.00	2,500.00
									Sub-Total	**8,132.00**
DAWSON	AMELIA	6/28/2025-7/2/2025	GFOA CONFERENCE	WASHINGTON, DC	525.00	429.09	1,280.08	414.00	60.56	2,708.73
DAWSON	AMELIA	1/31/2026-2/4/2026	CAPPO CONFERENCE	SAN DIEGO, CA	595.00	213.88	1,237.96	387.00		2,433.84
DAWSON	AMELIA	2/24/2026-2/27/2026	CSMFO CONFERENCE	PALM SPRINGS, CA	625.00	195.76	967.69	301.00		2,089.45
									Sub-Total	**7,232.02**
FIELDS	GARY	7/13/2025-7/18/2025	ESRI USER CONFERENCE	SAN DIEGO, CA		217.00	2,023.15	473.00		2,713.15
									Sub-Total	**2,713.15**
FORTE	JESSICA	9/20/2025-9/23/2025	WATEREUSE CONFERENCE	SAN DIEGO, CA	745.00	103.60	955.77	301.00	25.18	2,130.55
FORTE	JESSICA	10/2/2025-10/4/2025	WELL - E2L LEADERSHIP TRAINING	LONG BEACH, CA		84.42		215.00		299.42
FORTE	JESSICA	10/23/2025-10/24/2025	EDUCATE TO LEAD - TRAINING	WHITTIER, CA		83.51		129.00		212.51
FORTE	JESSICA	12/11/2025-12/12/2025	WELL - E2L LEADERSHIP TRAINING	PICO RIVIERA, CA		73.50		150.50		224.00
									Sub-Total	**2,866.48**
FRANCISCO	LIZA	10/15/2025-10/17/2025	CALIFORNIA PAYROLL CONFERENCE	LONG BEACH, CA	625.00	207.78			42.00	874.78
FRANCISCO	LIZA	4/7/2026-4/10/2026	TYLER CONNECT CONFERENCE	LAS VEGAS, NV	1,249.00	228.96	829.92	301.00	243.51	2,852.39
									Sub-Total	**3,727.17**

LAS VIRGENES MUNICIPAL WATER DISTRICT
REPORTABLE EXPENSE REIMBURSEMENTS
FOR FISCAL YEAR ENDED JUNE 30, 2026

NAME				CONFERENCES & OTHER MEETINGS ATTENDED					OTHER	
LAST	FIRST	DATE	EVENT/EXPLANATION	LOCATION	REGISTRATION	TRAVEL	LODGING	MEALS	EXPENSES	TOTAL
GAGNON	TONY	12/4/2025	SWRCB CERTIFICATION	VIRTUAL					105.00	105.00
GAGNON	TONY	3/17/2026	CWEA CERTIFICATION	VIRTUAL					136.00	136.00
									Sub-Total	**241.00**
GAMALYAN	PERTCHUI	11/18/2025-11/21/2025	CALPELRA 2025 CONFERENCE	MONTEREY, CA	1,215.00	418.46	1,094.04	322.00		3,049.50
									Sub-Total	**3,049.50**
GARCIA	GUILLERMO	7/15/2025	CSUS - CERTIFICATION	VIRTUAL					349.99	349.99
GARCIA	GUILLERMO	8/1/2025, 8/13/2025	CSWRCB CERTIFICATION	VIRTUAL					235.00	235.00
GARCIA	GUILLERMO	12/2/2025	OPERATOR TRAINING WORKSHOP	VIRTUAL					250.00	250.00
									Sub-Total	**834.99**
GARZA	DONDI	12/2/2025	OPERATOR TRAINING WORKSHOP	VIRTUAL					250.00	250.00
									Sub-Total	**250.00**
GONZALEZ	FERNANDO	11/4/2025-11/6/2025	SWMOA CONFERENCE	PALM SPRINGS, CA	450.00	112.70	619.00	215.00		1,396.70
GONZALEZ	FERNANDO	12/15/2025	CSWRCB CERTIFICATION	VIRTUAL					105.00	105.00
GONZALEZ	FERNANDO	2/13/2026	OPERATOR TRAINING COURSE	VIRTUAL					245.00	245.00
									Sub-Total	**1,746.70**
GUEVARA LOPEZ	DARIO	5/19/2026-5/20/2026	VEGA TRAINING	NEWPORT BEACH, CA	1,750.00	107.30	147.54	129.00		2,133.84
GUEVARA LOPEZ	DARIO	5/14/2026	CWEA CERTIFICATION	VIRTUAL					114.00	114.00
									Sub-Total	**2,247.84**
HEITKAMP	WILLIAM	9/1/2025	WATER PROGRAMS SACRAMENTO STATE	VIRTUAL					209.75	209.75
HEITKAMP	WILLIAM	10/30/2025	SWRCB CERTIFICATION T2/D4	VIRTUAL					165.00	165.00
									Sub-Total	**374.75**

LAS VIRGENES MUNICIPAL WATER DISTRICT
REPORTABLE EXPENSE REIMBURSEMENTS
FOR FISCAL YEAR ENDED JUNE 30, 2026

NAME				CONFERENCES & OTHER MEETINGS ATTENDED					OTHER	
LAST	FIRST	DATE	EVENT/EXPLANATION	LOCATION	REGISTRATION	TRAVEL	LODGING	MEALS	EXPENSES	TOTAL
HURTADO	VERONICA	7/24/2025	CWEA CERTIFICATION	VIRTUAL					124.00	124.00
HURTADO	VERONICA	12/6/2025	SWMOA RO MEMBRANE WORKSHOP	VIRTUAL					300.00	300.00
HURTADO	VERONICA	3/19/2026	CWEA LEADERSHIP SERIES	VIRTUAL					239.00	239.00
HURTADO	VERONICA	9/27/2025-10/1/2025	WEFTEC CONFERENCE	CHICAGO, IL	950.00	557.99				1,507.99
									Sub-Total	**2,170.99**
JACKSON	STEPHEN	8/13/2025	MECHANICAL TECHNOLOGIST CERTIFICATION	VIRTUAL					375.00	375.00
JACKSON	STEPHEN	9/26/2025-10/1/2025	WEFTEC CONFERENCE	CHICAGO, IL	635.00	319.99	1,614.30	506.00	155.13	3,230.42
JACKSON	STEPHEN	2/5/2026	AWATO CERTIFICATION	VIRTUAL					290.00	290.00
JACKSON	STEPHEN	6/20/2026-6/25/2026	ACE 2026 CONFERENCE	WASHINGTON, DC	750.00	739.37	2,305.54	506.00	213.47	4,514.38
JACKSON	STEPHEN	11/5/2025-11/6/2025	SWMOA CONFERENCE.	CATHEDRAL CITY, CA			619.50			619.50
									Sub-Total	**9,029.30**
JAUREGUI	ALEJANDRO	7/22/2025	CSWRCB CERTIFICATION	VIRTUAL					130.00	130.00
JAUREGUI	ALEJANDRO	9/8/2025	AWWA CROSS CONNECTION CERTIFICATION	VIRTUAL					250.00	250.00
JAUREGUI	ALEJANDRO	4/15/2026	CSWRCB CERTIFICATION	VIRTUAL					105.00	105.00
JAUREGUI	ALEJANDRO	5/12/2026	D5 EXAM PREP	VIRTUAL					375.00	375.00
									Sub-Total	**860.00**
JAUREGUI	CELESTE	9/23/2025, 10/14/2025	GFOA AND SBITA TRAINING	VIRTUAL					195.00	195.00
JAUREGUI	CELESTE	2/24/2026-2/27/2026	CSMFO CONFERENCE	PALM SPRINGS, CA	625.00	201.56	928.38	301.00	10.65	2,066.59
									Sub-Total	**2,261.59**

LAS VIRGENES MUNICIPAL WATER DISTRICT
REPORTABLE EXPENSE REIMBURSEMENTS
FOR FISCAL YEAR ENDED JUNE 30, 2026

NAME				CONFERENCES & OTHER MEETINGS ATTENDED					OTHER	
LAST	FIRST	DATE	EVENT/EXPLANATION	LOCATION	REGISTRATION	TRAVEL	LODGING	MEALS	EXPENSES	TOTAL
JOHNSON	DARRELL	9/20/2025-9/23/2025	CA WATEREUSE CONFERENCE 2025	SAN DIEGO, CA	745.00	213.50	664.37	301.00	45.00	1,968.87
JOHNSON	DARRELL	11/4/2025-11/7/2025	2025 SWMOA CONFERENCE	PALM SPRINGS, CA	400.00	202.30	441.93	301.00		1,345.23
JOHNSON	DARRELL	12/1/2025-12/4/2025	ACWA FALL CONFERENCE	SAN DIEGO, CA	999.00	217.70	728.80	301.00	12.04	2,258.54
JOHNSON	DARRELL	3/9/2026-3/10/2026	WATEREUSE 2026 ANNUAL CONFERENCE	LOS ANGELES, CA	950.00	91.78	664.37		61.60	1,767.75
JOHNSON	DARRELL	4/5/2026-4/9/2026	CA-NV AWWA CONFERENCE	SAN DIEGO, CA	675.00	221.13	873.59	387.00	138.46	2,295.18
JOHNSON	DARRELL	6/21/2026-6/24/2026	AWWA ACE 26 CONFERENCE	WASHINGTON, DC	1,050.00				183.05	1,233.05
JOHNSON	DARRELL	5/18/2026	CWEA CERTIFICATION	VIRTUAL					380.00	380.00
									Sub-Total	**11,248.62**
JOHNSON	SHANE	8/5/2025	CSWRCB CERTIFICATION	VIRTUAL					130.00	130.00
JOHNSON	SHANE	9/18/2025	AWC WATER DISTRIBUTION EXAM PREP	VIRTUAL					350.00	350.00
JOHNSON	SHANE	4/8/2026	LEADERSHIP TRAINING COURSE	VIRTUAL					1,797.00	1,797.00
									Sub-Total	**2,277.00**
JONES	CRAIG	8/5/2025-8/8/2025	AWE CONFERENCE	CHICAGO, IL	372.60	361.97	711.45	322.00	239.16	2,007.18
JONES	CRAIG	12/1/2025-12/4/2025	ACWA FALL CONFERENCE	SAN DIEGO, CA	999.00		845.22	301.00	77.91	2,223.13
JONES	CRAIG	12/16/2025-12/18/2025	CRWUA CONFERENCE	LAS VEGAS, NV	600.00	281.96	467.75	215.00	81.00	1,645.71
JONES	CRAIG	5/5/2026-5/7/2026	ACWA SPRING CONFERENCE	SACRAMENTO, CA	999.00	468.80	290.45	206.17	59.78	2,024.20
									Sub-Total	**7,900.22**

LAS VIRGENES MUNICIPAL WATER DISTRICT
REPORTABLE EXPENSE REIMBURSEMENTS
FOR FISCAL YEAR ENDED JUNE 30, 2026

NAME				CONFERENCES & OTHER MEETINGS ATTENDED					OTHER	
LAST	FIRST	DATE	EVENT/EXPLANATION	LOCATION	REGISTRATION	TRAVEL	LODGING	MEALS	EXPENSES	TOTAL
KAPOOR	BINA	8/3/2025-8/8/2025	ENVIRONMENTAL MEASUREMENT SYMPOSIUM	ST. LOUIS, MO		408.79	884.50	473.00	135.89	1,902.18
KAPOOR	BINA	8/11/2025	CWEA LAB ANALYST CERTIFICATION	VIRTUAL					255.00	255.00
KAPOOR	BINA	10/8/2025	TNI TRAINING COURSES	VIRTUAL					270.00	270.00
KAPOOR	BINA	5/13/2026	BUILDING EXCELLENCE TRAINING	VIRTUAL					115.00	115.00
KAPOOR	BINA	6/25/2026	BOD BIOCHEMICAL OXYGEN DEMAND TRAINING	VIRTUAL					165.00	165.00
									Sub-Total	**2,707.18**
KIBLINGER	LOGAN	7/16/2025	CSWRCB CERTIFICATION	VIRTUAL					160.00	160.00
KIBLINGER	LOGAN	9/23/2025	WATERWISEPRO TRAINING COURSE	VIRTUAL					275.00	275.00
									Sub-Total	**435.00**
KORKOSZ	JAMES	11/17/2025-11/20/2025	CED ROYAL AUTOMATION FAIR	CHICAGO, IL	3,500.00	416.97		506.00	450.32	4,873.29
KORKOSZ	JAMES	12/26/2025, 2/10/2026	CWEA CERTIFICATION	VIRTUAL					544.00	544.00
									Sub-Total	**5,417.29**
KRAUSS	DEREK	12/1/2025-12/4/2025	HCTC CONFERENCE	SAN DIEGO, CA	1,546.50	226.80	1,980.90	301.00	90.00	4,145.20
KRAUSS	DEREK	4/9/2026	CUSTOMER RELATIONS TRAINING	VIRTUAL					199.00	199.00
									Sub-Total	**4,344.20**
LAWRENCE	NANCY	8/26/2025, 11/18/2025	NOTARY REGISTRATION AND TRAINING	VIRTUAL	696.43				59.50	755.93
LAWRENCE	NANCY	9/23/2025, 10/23/2025	CMC - CLERK TRAINING	VIRTUAL	235.00				250.00	485.00
LAWRENCE	NANCY	4/11/2026	NUTS AND BOLTS TRAINING	VIRTUAL					250.00	250.00
LAWRENCE	NANCY	4/28/2026	ATHENIAN DIALOGUE	ANAHEIM, CA	150.00					150.00
LAWRENCE	NANCY	4/28/2026-5/1/2026	CMCA ANNUAL CONFERENCE	ANAHEIM, CA	675.00	86.57	1,400.49	301.00		2,463.06
									Sub-Total	**4,103.99**

LAS VIRGENES MUNICIPAL WATER DISTRICT
REPORTABLE EXPENSE REIMBURSEMENTS
FOR FISCAL YEAR ENDED JUNE 30, 2026

NAME				CONFERENCES & OTHER MEETINGS ATTENDED					OTHER	
LAST	FIRST	DATE	EVENT/EXPLANATION	LOCATION	REGISTRATION	TRAVEL	LODGING	MEALS	EXPENSES	TOTAL
LEE	SPENCER	7/15/2025	CSWRCB CERTIFICATION	VIRTUAL					160.00	160.00
LEE	SPENCER	8/12/2025	AWWA BACKFLOW TESTER CERTIFICATION	VIRTUAL	1,500.00				572.56	2,072.56
LEE	SPENCER	12/1/2025-12/4/2025	HCTC CONFERENCE	SAN DIEGO, CA	1,546.50	252.00	1,074.45	301.00	195.00	3,368.95
									Sub-Total	**5,601.51**
LEU	ALEX	12/12/2025, 1/15/2026, 5/29/2026	CSWRCB CERTIFICATIONS	VIRTUAL					205.00	205.00
LEU	ALEX	9/23/2025	CALIFORNIA PROFESSIONAL ENGINEER LICENSE RENEWAL	VIRTUAL					180.00	180.00
									Sub-Total	**385.00**
LEVINE	RANDALL	12/2/2025-12/4/2025	ACWA FALL CONFERENCE	SAN DIEGO, CA	999.00	215.60	503.48	215.00		1,933.08
LEVINE	RANDALL	12/16/2025-12/18/2025	CRWUA CONFERENCE	LAS VEGAS, NV	600.00	453.49	456.92	215.00	109.09	1,834.50
LEVINE	RANDALL	1/14/2026-1/16/2026	CASA WINTER CONFERENCE	INDIAN WELLS, CA	750.00	229.10	784.00	215.00	17.95	1,996.05
LEVINE	RANDALL	2/22/2026-2/26/2026	ACWA DC CONFERENCE	WASHINGTON, DC	950.00	765.64	902.10	322.00		2,939.74
LEVINE	RANDALL	5/5/2026-5/7/2026	ACWA SPRING CONFERENCE	SACRAMENTO, CA	999.00	255.69	580.90	215.00	133.63	2,184.22
									Sub-Total	**10,887.59**

LAS VIRGENES MUNICIPAL WATER DISTRICT
REPORTABLE EXPENSE REIMBURSEMENTS
FOR FISCAL YEAR ENDED JUNE 30, 2026

NAME				CONFERENCES & OTHER MEETINGS ATTENDED					OTHER	
LAST	FIRST	DATE	EVENT/EXPLANATION	LOCATION	REGISTRATION	TRAVEL	LODGING	MEALS	EXPENSES	TOTAL
LEWITT	JAY	7/29/2025-8/1/2025	CASA ANNUAL CONFERENCE	SAN DIEGO, CA	771.00	224.00	1,183.08	301.00	165.00	2,644.08
LEWITT	JAY	8/20/2025-8/21/2025	UWI CONFERENCE	SAN DIEGO, CA	595.00		584.48	129.00	35.97	1,344.45
LEWITT	JAY	9/18/2025-9/19/2025	HOOVER DAM - COLORADO AQUEDUCT TOUR	BOULDER CITY, NV		42.14	35.00		80.00	157.14
LEWITT	JAY	11/3/2025	SACRAMENTO LOBBYING	SACRAMENTO, CA		532.58			33.38	565.96
LEWITT	JAY	12/1/2025-12/4/2025	ACWA FALL CONFERENCE	SAN DIEGO, CA	999.00		755.22	301.00		2,055.22
LEWITT	JAY	12/16/2025-12/18/2025	CRWUA CONFERENCE	LAS VEGAS, NV		41.72		215.00	163.91	420.63
LEWITT	JAY	1/15/2026-1/16/2026	CASA WINTER CONFERENCE	INDIAN WELLS, CA	690.00	237.80	345.50	129.00	15.00	1,417.30
LEWITT	JAY	1/26/2026	MWDOC SYMPOSIUM	COSTA MESA, CA		107.88				107.88
LEWITT	JAY	2/11/2026-2/12/2026	ACWA LEGISLATIVE SYMPOSIUM / CALDESAL	SACRAMENTO, CA	885.00	689.29	282.28	129.00		1,985.57
LEWITT	JAY	2/25/2026-2/27/2026	UWI CONFERENCE	INDIAN WELLS, CA	612.85	237.80	1,058.66	215.00	22.99	2,147.30
LEWITT	JAY	3/8/2026-3/11/2026	WATEREUSE CONFERENCE	LOS ANGELES, CA	1,250.00	62.79	1,191.90	215.00	102.00	2,821.69
LEWITT	JAY	3/12/2026	OCEANWELL LOBBYING	SACRAMENTO, CA		552.80			41.32	594.12
LEWITT	JAY	5/5/2026-5/7/2026	ACWA SPRING CONFERENCE	SACRAMENTO, CA	999.00	278.74	580.90	215.00	62.94	2,136.58
									Sub-Total	**18,397.92**
LIMA	ANGELA	12/1/2025-12/4/2025	HCTC CONFERENCE	SAN DIEGO, CA	1,108.33	231.00	356.90	301.00	160.00	2,157.23
									Sub-Total	**2,157.23**
LOPEZ	BRIAN	5/19/2026-5/20/2026	VEGA TRAINING	NEWPORT BEACH, CA	1,750.00	60.90	286.28	129.00		2,226.18
									Sub-Total	**2,226.18**
MCDERMOTT	WILLIAM	10/28/2025	OCEANWELL LOBBYING	SACRAMENTO, CA		385.99			29.70	415.69
MCDERMOTT	WILLIAM	9/21/2025-9/23/2025	WATEREUSE CONFERENCE	LOS ANGELES, CA	830.00	208.60	627.18		13.00	1,678.78
									Sub-Total	**2,094.47**

LAS VIRGENES MUNICIPAL WATER DISTRICT
REPORTABLE EXPENSE REIMBURSEMENTS
FOR FISCAL YEAR ENDED JUNE 30, 2026

NAME				CONFERENCES & OTHER MEETINGS ATTENDED					OTHER	
LAST	FIRST	DATE	EVENT/EXPLANATION	LOCATION	REGISTRATION	TRAVEL	LODGING	MEALS	EXPENSES	TOTAL
MATHEWS	SARAH	8/16/2025-8/20/2025	APWA PWX	CHICAGO, IL	609.00			414.00		1,023.00
MATHEWS	SARAH	2/2/2026	CPE LICENSE RENEWAL	VIRTUAL					180.00	180.00
MATHEWS	SARAH	12/12/2025	ASSESSMENT CERTIFICATION PROGRAM	VIRTUAL	775.00					775.00
									Sub-Total	**1,978.00**
MENDEZ	DANIEL	9/25/2025	AWC WATER TREATMENT COURSE	VIRTUAL					149.95	149.95
MENDEZ	DANIEL	1/2/2026	CSWRCB CERTIFICATION	VIRTUAL					173.00	173.00
MENDEZ	DANIEL	2/6/2026	GRADE 3 OPERATOR CERT AND MATH REVIEW	VIRTUAL					825.00	825.00
MENDEZ	DANIEL	5/11/2026-5/14/2026	GRADE 3 WASTEWATER CERTIFICATION EXAM PREP TRAINING	RIVERSIDE, CA		185.04	605.26	301.00		1,091.30
									Sub-Total	**2,239.25**
MOHANDESSI	AREZOO	7/31/2025	PMP LIVE TRAINING	VIRTUAL					500.00	500.00
MOHANDESSI	AREZOO	8/6/2025	PMP CERTIFICATION	VIRTUAL					675.00	675.00
MOHANDESSI	AREZOO	9/30/2025	ENTERPRISE ERP USER GROUP MEETING	NEWPORT BEACH, CA		104.86				104.86
MOHANDESSI	AREZOO	11/19/2025	PMI-CPMAI CERTIFICATION	VIRTUAL					699.00	699.00
MOHANDESSI	AREZOO	12/1/2025-12/4/2025	HCTC CONFERENCE	SAN DIEGO, CA	1,075.00	227.50	1,213.05	301.00		2,816.55
MOHANDESSI	AREZOO	4/7/2026-4/10/2026	TYLER CONNECT CONFERENCE	LAS VEGAS, NV	1,249.00	330.78	829.94	301.00		2,710.72
									Sub-Total	**7,506.13**
MONTANO	ALEXANDER	4/7/2026-4/10/2026	TYLER CONNECT CONFERENCE	LAS VEGAS, NV	1,249.00	206.80	829.92	301.00	86.92	2,673.64
									Sub-Total	**2,673.64**
MONZON	HENRY	9/16/2025-9/17/2025	SCHNEIDER AUTOMATION DAYS 2025	IRVINE, CA		123.20		129.00	52.00	304.20
MONZON	HENRY	10/7/2025-10/10/2025	ROCKWELL CCP146/151 TRAINING	VENTURA, CA		89.60		44.00		133.60
MONZON	HENRY	12/2/2025-12/4/2025	ROCKWELL CCP143 TRAINING	SANTA FE SPRINGS, CA			110.60			110.60
									Sub-Total	**548.40**

LAS VIRGENES MUNICIPAL WATER DISTRICT
REPORTABLE EXPENSE REIMBURSEMENTS
FOR FISCAL YEAR ENDED JUNE 30, 2026

NAME				CONFERENCES & OTHER MEETINGS ATTENDED					OTHER	
LAST	FIRST	DATE	EVENT/EXPLANATION	LOCATION	REGISTRATION	TRAVEL	LODGING	MEALS	EXPENSES	TOTAL
NIKOLAJEVS	VIKTOR	6/21/2026-6/24/2026	MS-ISAC 2026 CONFERENCE	ORLANDO, FL		586.41	472.50	276.78	165.34	1,501.03
									Sub-Total	**1,501.03**
NKWENJI	IVO	10/19/2025-10/22/2025	MISAC 2025 CONFERENCE	SAN DIEGO, CA	725.00	203.70	781.29	301.00		2,010.99
NKWENJI	IVO	5/11/2026-5/14/2026	KNOWBE4 CONFERENCE	ORLANDO, FL	199.00	334.30	1,103.64	280.00	66.87	1,983.81
									Sub-Total	**3,994.80**
NORIEGA	CHRISTIAN	1/31/2026-2/4/2026	CAPPO CONFERENCE	SAN DIEGO, CA	595.00	176.90	988.47	301.00		2,061.37
NORIEGA	CHRISTIAN	4/7/2026-4/10/2026	TYLER CONNECT CONFERENCE	LAS VEGAS, NV	1,249.00	359.31	829.92	301.00	45.90	2,785.13
									Sub-Total	**4,846.50**
PAEZ	RICARDO	9/29/2025, 12/30/2025	AWC COURSE	VIRTUAL					359.79	359.79
PAEZ	RICARDO	1/5/2026	DRINKING WATER TREATMENT CERTIFICATION	VIRTUAL					110.00	110.00
PAEZ	RICARDO	3/29/2026-4/2/2026	WWTT GRADE 3 CERTIFICATION PREP COURSE	SUNNYVALE, CA	825.00	147.18	1,262.69	414.00	80.00	2,728.87
									Sub-Total	**3,198.66**
PALOS	FRANCISCO	9/3/2025	AWWA CROSS CONNECTIONS CERTIFICATION	VIRTUAL					550.00	550.00
									Sub-Total	**550.00**

LAS VIRGENES MUNICIPAL WATER DISTRICT
REPORTABLE EXPENSE REIMBURSEMENTS
FOR FISCAL YEAR ENDED JUNE 30, 2026

NAME				CONFERENCES & OTHER MEETINGS ATTENDED					OTHER	
LAST	FIRST	DATE	EVENT/EXPLANATION	LOCATION	REGISTRATION	TRAVEL	LODGING	MEALS	EXPENSES	TOTAL
PATTERSON	DONALD	6/27/2025-7/2/2025	GFOA ANNUAL CONFERENCE	WASHINGTON, DC	595.00	996.76	1,673.15	414.00	240.37	3,919.28
PATTERSON	DONALD	7/31/2025-8/1/2025	ACWA JULY BOARD MEETING	SACRAMENTO, CA		316.95	202.12	129.00	96.84	744.91
PATTERSON	DONALD	8/20/2025-8/22/2025	URBAN WATER INSTITUTE CONFERENCE	SAN DIEGO, CA	595.00	205.80	402.37	215.00	78.22	1,496.39
PATTERSON	DONALD	9/14/2025-9/15/2025	ACWA EXECUTIVE DIRECTOR INTERVIEW PANEL	SACRAMENTO, CA		265.96	209.11	129.00	91.53	695.60
PATTERSON	DONALD	9/18/2025-9/19/2025	ACWA BOARD MEETING	SACRAMENTO, CA		255.96	214.76	129.00	91.56	691.28
PATTERSON	DONALD	9/21/2025-9/23/2025	WATEREUSE CONFERENCE	SAN DIEGO, CA		207.20	403.74	215.00	7.31	833.25
PATTERSON	DONALD	11/2/2025-11/4/2025	CSMFO STRATEGIC PLANNING	PALM SPRINGS, CA		187.60		64.50	50.00	302.10
PATTERSON	DONALD	11/14/2025	ACWA REGION 8 EVENT	IRVINE, CA	150.00	94.64			49.05	293.69
PATTERSON	DONALD	11/20/2025-11/21/2025	ACWA NOVEMBER BOARD MEETING	SACRAMENTO, CA		275.25	164.03	129.00	91.54	659.82
PATTERSON	DONALD	12/2/2025-12/4/2025	ACWA FALL CONFERENCE	SAN DIEGO, CA	499.50	210.00	503.48	215.00	78.20	1,506.18
PATTERSON	DONALD	1/24/2026-1/27/2026	GFOA COMMITTEE MEETING	WASHINGTON, DC	600.00	417.43	769.90	322.00	83.47	2,192.80
PATTERSON	DONALD	1/29/2026-1/30/2026	ACWA BOARD MEETING	SACRAMENTO, CA		257.42	202.86	129.00	128.82	718.10
PATTERSON	DONALD	2/24/2026-2/27/2026	CSMFO CONFERENCE	PALM SPRINGS, CA	625.00	194.30	866.73	301.00	75.00	2,062.03
PATTERSON	DONALD	3/19/2026-3/20/2026	ACWA BOARD MEETING	SACRAMENTO, CA		417.45	154.80	129.00	143.96	845.21
PATTERSON	DONALD	4/3/2026, 4/17/2026	ACWA EXECUTIVE DIRECTOR INTERVIEW PANEL	SACRAMENTO, CA		495.79		16.93	55.95	568.67
PATTERSON	DONALD	4/28/2026-5/1/2026	CMTA ANNUAL CONFERENCE	ANAHEIM, CA	500.00	77.44	1,256.90	301.00	150.00	2,285.34
PATTERSON	DONALD	5/5/2026-5/7/2026	ACWA SPRING CONFERENCE	SACRAMENTO, CA	499.50	278.25	546.39	215.00	143.68	1,682.82
PATTERSON	DONALD	6/4/2026-6/5/2026	ACWA BOARD MEETING	SACRAMENTO, CA		348.80	157.11	129.00	158.52	793.43
									Sub-Total	**22,290.90**

LAS VIRGENES MUNICIPAL WATER DISTRICT
REPORTABLE EXPENSE REIMBURSEMENTS
FOR FISCAL YEAR ENDED JUNE 30, 2026

NAME				CONFERENCES & OTHER MEETINGS ATTENDED					OTHER	
LAST	FIRST	DATE	EVENT/EXPLANATION	LOCATION	REGISTRATION	TRAVEL	LODGING	MEALS	EXPENSES	TOTAL
PEDERSEN	DAVID	7/30/2025-8/1/2025	CASA ANNUAL CONFERENCE	SAN DIEGO, CA	695.00		937.21	199.65	18.06	1,849.92
PEDERSEN	DAVID	8/20/2025-8/22/2025	URBAN WATER INSTITUTE CONFERENCE	SAN DIEGO, CA			655.84	104.78	115.46	876.08
PEDERSEN	DAVID	9/5/2025	OC WATER SUMMIT	COSTA MESA, CA	179.88					179.88
PEDERSEN	DAVID	9/21/2025-9/23/2025	WATEREUSE CONFERENCE	SAN DIEGO, CA	720.00	132.05	657.18	100.50	94.23	1,703.96
PEDERSEN	DAVID	10/28/2025	SACRAMENTO LOBBYING	SACRAMENTO, CA		859.92		30.41	105.02	995.35
PEDERSEN	DAVID	11/3/2025	SACRAMENTO LOBBYING	SACRAMENTO, CA		350.48		26.33	118.65	495.46
PEDERSEN	DAVID	11/4/2025-11/7/2025	IBA CONFERENCE	TORONTO, CN		445.68	428.40	479.50	363.91	1,717.49
PEDERSEN	DAVID	11/13/2025-11/14/2025	ACWA REGIONS 8, 9 & 10 EVENT	IRVINE, CA				129.00	25.00	154.00
PEDERSEN	DAVID	12/2/2025-12/4/2025	ACWA FALL CONFERENCE	SAN DIEGO, CA	1,029.00		792.23		117.23	1,938.46
PEDERSEN	DAVID	1/15/2026-1/16/2026	ACWA WRK GROUP/LOBBYING	SACRAMENTO, CA		668.79		125.00	96.97	890.76
PEDERSEN	DAVID	2/11/2026-2/13/2026	ACWA LEGISLATIVE SYMPOSIUM AND CALDESAL	SACRAMENTO, CA	885.00	441.79	356.09	215.00	133.94	2,031.82
PEDERSEN	DAVID	2/26/2026-2/28/2026	UWI CONFERENCE	INDIAN WELLS, CA	695.00		779.01			1,474.01
PEDERSEN	DAVID	3/8/2026-3/10/2026	WATEREUSE SYMPOSIUM	LOS ANGELES, CA	645.00			215.00	61.30	921.30
PEDERSEN	DAVID	3/12/2026	ACWA WRK GROUP/LOBBYING	SACRAMENTO, CA		422.80			253.07	675.87
PEDERSEN	DAVID	5/5/2026-5/7/2026	ACWA CONFERENCE	SACRAMENTO, CA	549.50	296.80	639.22	215.00	199.88	1,900.40
PEDERSEN	DAVID	6/22/2026-6/24/2026	DC LOBBYING	WASHINGTON, DC		1,004.65	1,345.39	15.00	240.38	2,605.42
PEDERSEN	DAVID	5/12/2026	SB1153 HEARING	SACRAMENTO, CA		599.20		23.69		622.89
									Sub-Total	**21,033.07**

LAS VIRGENES MUNICIPAL WATER DISTRICT
REPORTABLE EXPENSE REIMBURSEMENTS
FOR FISCAL YEAR ENDED JUNE 30, 2026

NAME				CONFERENCES & OTHER MEETINGS ATTENDED					OTHER	
LAST	FIRST	DATE	EVENT/EXPLANATION	LOCATION	REGISTRATION	TRAVEL	LODGING	MEALS	EXPENSES	TOTAL
POLAN	LEONARD	11/13/2025-11/14/2025	ACWA 8-9-10 CONFERENCE	IRVINE, CA	150.00		184.25	112.00	17.00	463.25
POLAN	LEONARD	12/2/2025-12/3/2025	ACWA FALL CONFERENCE	SAN DIEGO, CA	1,029.00	225.40	368.35	129.00	44.00	1,795.75
POLAN	LEONARD	1/14/2026-1/16/2026	CASA WINTER CONFERENCE	INDIAN WELLS, CA	750.00	239.25	721.00	215.00		1,925.25
POLAN	LEONARD	1/23/2026	SCWC LUNCHEON	ARCADIA, CA	129.37	69.17				198.54
POLAN	LEONARD	2/24/2026-2/27/2026	ACWA DC CONFERENCE	WASHINGTON, DC	950.00	706.97	902.10	322.00	441.59	3,322.66
POLAN	LEONARD	5/5/2026-5/7/2026	ACWA SPRING CONFERENCE	SACRAMENTO, CA	1,099.00	467.96	273.19	215.00	121.59	2,176.74
									Sub-Total	**9,882.19**
QUEZADA	JESSICA	4/28/2026	ATHENIAN DIALOGUE	ANAHEIM, CA	150.00					150.00
QUEZADA	JESSICA	4/28/2026-5/1/2026	CMCA ANNUAL CONFERENCE	ANAHEIM, CA	675.00	85.12	1,266.04	301.00	35.00	2,362.16
									Sub-Total	**2,512.16**
RABAJA	ERIK	9/27/2025-10/1/2025	WEFTEC CONFERENCE	CHICAGO, IL	239.00	236.96	1,291.44	414.00	346.50	2,527.90
RABAJA	ERIK	5/12/2026	COMMUNICATIONS TRAINING	VIRTUAL					199.00	199.00
									Sub-Total	**2,726.90**
RAINVILLE	TODD	9/17/2025, 12/8/2025	CSWRCB APPLICATION FEES	VIRTUAL					249.54	249.54
RAINVILLE	TODD	12/8/2025	AWC CERT EXAM PREP	VIRTUAL					529.98	529.98
RAINVILLE	TODD	12/22/2025	AMERICAN WATER COLLEGE CERTIFICATION	VIRTUAL					349.99	349.99
									Sub-Total	**1,129.51**
RECINOS	JACK	7/9/2025	CRANE SCHOOL	VIRTUAL					1,895.00	1,895.00
									Sub-Total	**1,895.00**
REESE	MATTHEW	8/18/2025-8/21/2025	GRADE IV/V WASTEWATER EXAM PREP	CHINO, CA		532.05		301.00		833.05
REESE	MATTHEW	8/28/2025	CWEA CERTIFICATION	VIRTUAL					175.00	175.00
									Sub-Total	**1,008.05**

LAS VIRGENES MUNICIPAL WATER DISTRICT
REPORTABLE EXPENSE REIMBURSEMENTS
FOR FISCAL YEAR ENDED JUNE 30, 2026

NAME				CONFERENCES & OTHER MEETINGS ATTENDED					OTHER	
LAST	FIRST	DATE	EVENT/EXPLANATION	LOCATION	REGISTRATION	TRAVEL	LODGING	MEALS	EXPENSES	TOTAL
RICHIE	BRIAN	6/28/2025-7/3/2025	GFOA 2025 CONFERENCE	WASHINGTON, DC	600.00	591.64	1,280.08	414.00	264.98	3,150.70
RICHIE	BRIAN	10/6/2025	GFOA GAAP UPDATE	VIRTUAL	200.00					200.00
RICHIE	BRIAN	12/5/2025, 2/27/2026	CPA LICENSE BIANNUAL RENEWAL / COURSES	VIRTUAL					888.20	888.20
RICHIE	BRIAN	2/24/2026-2/27/2026	CSMFO CONFERENCE	PALM SPRINGS, CA	625.00	203.00	928.38	301.00	35.00	2,092.38
									Sub-Total	**6,331.28**
RODRIGUEZ	EDUARDO	9/24/2025	LEADERSHIP COURSE	VIRTUAL	549.00					549.00
RODRIGUEZ	EDUARDO	12/2/2025	OPERATOR TRAINING WORKSHOP	VIRTUAL					250.00	250.00
									Sub-Total	**799.00**
RODRIGUEZ	ERIC	8/18/2025-8/21/2025	WWTT GRADE IV/V EXAM PREP TRAINING	CHINO, CA		97.30	361.89	301.00		760.19
									Sub-Total	**760.19**
ROSALES	DEBBIE	6/28/2025-7/2/2025	GFOA CONFERENCE	WASHINGTON, DC	525.00	755.96	1,280.08	414.00	18.55	2,993.59
ROSALES	DEBBIE	9/30/2025	TYLER USER GROUP	NEWPORT BEACH, CA		105.00				105.00
ROSALES	DEBBIE	10/27/2025	GFOA GAAP WEBINAR	VIRTUAL	150.00					150.00
ROSALES	DEBBIE	1/22/2026	GFOA - PROCUREMENT TRAINING	VIRTUAL	385.00					385.00
ROSALES	DEBBIE	2/24/2026-2/27/2026	CSMFO CONFERENCE	PALM SPRINGS, CA	625.00	203.87	941.73	301.00		2,071.60
ROSALES	DEBBIE	4/7/2026-4/10/2026	TYLER CONFERENCE	LAS VEGAS, NV	1,249.00	313.69	829.92	301.00	104.00	2,797.61
									Sub-Total	**8,502.80**
RUIZ	ALEJANDRO	7/31/2025	CWEA CERTIFICATION	VIRTUAL					476.00	476.00
RUIZ	ALEJANDRO	3/15/2026, 4/18/2026	CA ELECTRICIANS TRAINING	VIRTUAL					279.00	279.00
RUIZ	ALEJANDRO	3/25/2026	RKI TRAINING	VIRTUAL					250.00	250.00
									Sub-Total	**1,005.00**
RUIZ	DAVID	11/25/2025	WASTEWATER TREATMENT GRADE 3 CERTIFICATION	VIRTUAL					410.00	410.00
									Sub-Total	**410.00**

LAS VIRGENES MUNICIPAL WATER DISTRICT
REPORTABLE EXPENSE REIMBURSEMENTS
FOR FISCAL YEAR ENDED JUNE 30, 2026

NAME				CONFERENCES & OTHER MEETINGS ATTENDED					OTHER	
LAST	FIRST	DATE	EVENT/EXPLANATION	LOCATION	REGISTRATION	TRAVEL	LODGING	MEALS	EXPENSES	TOTAL
SAINZ	MATTHEW	8/17/2025-8/21/2025	WWTT GRADE IV/V CERTIFICATION PREP COURSE	CHINO, CA		96.60	582.83	387.00		1,066.43
									Sub-Total	**1,066.43**
SAMARTHA	ANNE	2/3/2026	CSMFO TRAINING	VIRTUAL					125.00	125.00
									Sub-Total	**125.00**
SILVA	ALBERT	9/29/2025-10/3/2025	BLUEBEAM CONFERENCE	WASHINGTON, DC	499.00	446.78	1,433.16	414.00	62.45	2,855.39
									Sub-Total	**2,855.39**
SLOSSER	OLIVER	9/20/2025-9/23/2025	WATEREUSE CONFERENCE	SAN DIEGO, CA	695.00	212.80	985.77	301.00	81.60	2,276.17
SLOSSER	OLIVER	12/3/2025-12/4/2025	ACWA CONFERENCE	SAN DIEGO, CA		215.60	388.97	129.00	10.00	743.57
SLOSSER	OLIVER	3/8/2026-3/11/2026	WATEREUSE CONFERENCE	LOS ANGELES, CA	1,150.00					1,150.00
SLOSSER	OLIVER	4/13/2026-4/15/2026	DBIA CONFERENCE	GRAPEVINE, TX	425.00	486.80	425.88		283.15	1,620.83
									Sub-Total	**5,790.57**
SMITH	ELIZABETH	7/25/2025, 7/28/2025	CPPB EXAMINATION AND PREP	VIRTUAL					1,530.94	1,530.94
SMITH	ELIZABETH	1/31/2026-2/4/2026	CAPPO CONFERENCE	SAN DIEGO, CA	595.00	188.65	1,473.85	47.99	229.66	2,535.15
SMITH	ELIZABETH	2/20/2026	CPPO EXAM AND PREP	VIRTUAL					915.00	915.00
									Sub-Total	**4,981.09**
SODERBERG	JOHN	8/13/2025	PROFESSIONAL ENGINEER LICENSE	VIRTUAL					180.00	180.00
SODERBERG	JOHN	8/16/2025-8/20/2025	APWA TRAINING SEMINAR	VIRTUAL					125.00	125.00
SODERBERG	JOHN	4/6/2026-4/9/2026	AWWA WATER CONFERENCE	SAN DIEGO, CA	710.00	109.48	908.34	236.00	105.00	2,068.82
									Sub-Total	**2,373.82**
SONGER	MARIA	7/10/2025	PSHRA-CP RECERTIFICATION FEE	VIRTUAL					250.00	250.00
									Sub-Total	**250.00**

LAS VIRGENES MUNICIPAL WATER DISTRICT
REPORTABLE EXPENSE REIMBURSEMENTS
FOR FISCAL YEAR ENDED JUNE 30, 2026

NAME				CONFERENCES & OTHER MEETINGS ATTENDED					OTHER	
LAST	FIRST	DATE	EVENT/EXPLANATION	LOCATION	REGISTRATION	TRAVEL	LODGING	MEALS	EXPENSES	TOTAL
STARR	BRYAN	6/2/2026-6/3/2026	ROYAL SUMMIT	PASADENA, CA		103.82			24.00	127.82
									Sub-Total	**127.82**
STARR	DALE	11/7/2025	CSWRCB CERTIFICATION	VIRTUAL					201.00	201.00
STARR	DALE	12/2/2025	OPERATOR TRAINING	VIRTUAL					250.00	250.00
									Sub-Total	**451.00**
TAYLOR	DEVIN	7/14/2025	APWA TRAINING SEMINAR	VIRTUAL					150.00	150.00
									Sub-Total	**150.00**
THORDSEN	DANE	12/2/2025, 2/10/2026, 4/13/2026	CSWRCB CERTIFICATION	VIRTUAL					240.00	240.00
									Sub-Total	**240.00**
THROCKMORTON	ANTHONY	4/7/2026	CWEA CERTIFICATION	VIRTUAL					124.00	124.00
THROCKMORTON	ANTHONY	4/10/2026	BUILDERS BOOKS, INC	VIRTUAL					428.39	428.39
									Sub-Total	**552.39**
TRIPLETT	SHAWN	8/13/2025-8/15/2025	CWEA CONFERENCE	ALAMEDA, CA			347.92	17.25	137.50	502.67
TRIPLETT	SHAWN	9/4/2025	CWEA CERTIFICATION	VIRTUAL					375.00	375.00
TRIPLETT	SHAWN	11/5/2025-11/7/2025	CWEA ITEM WRITING	CHINO HILLS, CA			278.24			278.24
TRIPLETT	SHAWN	3/11/2026	MECHANICAL TRAINING	VIRTUAL					1,299.00	1,299.00
TRIPLETT	SHAWN	3/15/2026-3/18/2026	MAINTENANCE RELIABILITY TRAINING	CHINO HILLS, CA			468.98			468.98
									Sub-Total	**2,923.89**
VARDEL	KYLE	9/16/2025-9/17/2025	WATER AND WASTEWATER AUTOMATION DAYS	IRVINE, CA		140.00		129.00	52.00	321.00
									Sub-Total	**321.00**
VILLEGAS	DAVID	11/13/2025	CWEA CERTIFICATION RENEWAL	VIRTUAL					114.00	114.00
									Sub-Total	**114.00**
VOLLMAR	BRETT	4/10/2026	AWA TRAINING	VIRTUAL					1,040.00	1,040.00
									Sub-Total	**1,040.00**

LAS VIRGENES MUNICIPAL WATER DISTRICT
REPORTABLE EXPENSE REIMBURSEMENTS
FOR FISCAL YEAR ENDED JUNE 30, 2026

NAME				CONFERENCES & OTHER MEETINGS ATTENDED					OTHER	
LAST	FIRST	DATE	EVENT/EXPLANATION	LOCATION	REGISTRATION	TRAVEL	LODGING	MEALS	EXPENSES	TOTAL
WOLF	JEREMY	8/20/2025	LOBBYING TRIP	SACRAMENTO, CA		659.41			28.00	687.41
WOLF	JEREMY	12/2/2025-12/4/2025	ACWA FALL CONFERENCE	SAN DIEGO, CA	999.00	224.00	434.83	215.00	144.13	2,016.96
WOLF	JEREMY	2/20/2026	LOBBYING TRIP	WASHINGTON, DC		819.36		110.03		929.39
WOLF	JEREMY	3/12/2026	OCEANWELL LOBBYING	SACRAMENTO, CA		532.80			28.00	560.80
WOLF	JEREMY	6/23/2026	OCEANWELL LOBBYING	SACRAMENTO, CA			640.04		102.24	742.28
									Sub-Total	**4,936.84**
									GRAND TOTAL	**$353,955.67**

LAS VIRGENES MUNICIPAL WATER DISTRICT
REPORTABLE EXPENSE REIMBURSEMENTS
FOR FISCAL YEAR ENDED JUNE 30, 2026

ACE = ANNUAL CONFERENCE & EXPO
ACWA = ASSOCIATION OF CALIFORNIA WATER AGENCIES
APWA = AMERICAN PUBLIC WORKS ASSOCIATION
AWA = ASSOCIATION OF WATER AGENCIES OF VENTURA COUNTY
AWATO=ADVANCED WATER TREATMENT OPERATOR
AWC = AMERICAN WATER COLLEGE
AWE = ALLIANCE FOR WATER EFFICIENCY
AWWA = AMERICAN WATER WORKS ASSOCIATION
BOD = BIOCHEMICAL OXYGEN DEMAND
CA = CALIFORNIA
CALPELRA = CALIFORNIA PUBLIC EMPLOYERS LABOR RELATIONS ASSOCIATION
CA-NV AWWA = CALIFORNIA-NEVADA SECTION OF THE AMERICAN WATER WORKS ASSOCIATION
CAPIO = CALIFORNIA ASSOCIATION OF PUBLIC INFORMATION OFFICIALS
CAPPO = CALIFORNIA ASSOCIATION OF PUBLIC PROCUREMENT OFFICIALS
CASA = CALIFORNIA ASSOCIATION OF SANITATION AGENCIES
CED = CONSOLIDATED ELECTRICAL DISTRIBUTORS
CLE = CONTINUING LEGAL EDUCATION
CMC = CERTIFIED MUNICIPAL CLERK
CMCA = CALIFORNIA MUNICIPAL CLERKS ASSOCIATION
CMTA = CALIFORNIA MUNICIPAL TREASURERS ASSOCIATION
CN = CANADA
CPA = CERTIFIED PUBLIC ACCOUNTANT
CPE = CONTINUING PROFESSIONAL EDUCATION
CPPB = CERTIFIED PROFESSIONAL PUBLIC BUYER
CPPO = CERTIFIED PUBLIC PROCUREMENT OFFICER
CPRO-W2 = CERTIFICATION DESIGNATION – FULL EXPANSION NEEDS VERIFICATION
CRWUA = COLORADO RIVER WATER USERS ASSOCIATION
CSDA = CALIFORNIA SPECIAL DISTRICTS ASSOCIATION
CSMFO = CALIFORNIA SOCIETY OF MUNICIPAL FINANCE OFFICERS
CSUS = CALIFORNIA STATE UNIVERSITY, SACRAMENTO
CSWRCB = CALIFORNIA STATE WATER RESOURCES CONTROL BOARD
CWEA = CALIFORNIA WATER ENVIRONMENT ASSOCIATION
DBIA = DESIGN-BUILD INSTITUTE OF AMERICA
DC = DISTRICT OF COLUMBIA
E2L = EDUCATE 2 LEAD
ERP = ENTERPRISE RESOURCE PLANNING
ESRI = ENVIRONMENTAL SYSTEMS RESEARCH INSTITUTE
FL = FLORIDA
GAAP = GENERALLY ACCEPTED ACCOUNTING PRINCIPLES
GFOA = GOVERNMENT FINANCE OFFICERS ASSOCIATION
HCTC = HARRIS CUSTOMER TRAINING CONFERENCE
IBA = INTERNATIONAL BAR ASSOCIATION
IL = ILLINOIS
KNOWBE4 = KNOW BEFORE
MISAC = MUNICIPAL INFORMATION SYSTEMS ASSOCIATION OF CALIFORNIA
MO = MISSOURI
MS-ISAC = MULTI-STATE INFORMATION SHARING AND ANALYSIS CENTER
MWDOC = MUNICIPAL WATER DISTRICT OF ORANGE COUNTY
NATOA = NATIONAL ASSOCIATION OF TELECOMMUNICATIONS OFFICERS AND ADVISORS
NV = NEVADA
OC = ORANGE COUNTY
PARMA = PUBLIC AGENCY RISK MANAGEMENT ASSOCIATION
PMI-CPMAI = PROJECT MANAGEMENT INSTITUTE – CERTIFIED PROFESSIONAL IN MANAGING AI
PMP = PROJECT MANAGEMENT PROFESSIONAL
PRSA = PUBLIC RELATIONS SOCIETY OF AMERICA
PSHRA-CP = PUBLIC SECTOR HUMAN RESOURCES ASSOCIATION – CERTIFIED PROFESSIONAL
PWX = PUBLIC WORKS EXPO
RO = REVERSE OSMOSIS
SB = SENATE BILL
SBITA = SUBSCRIPTION-BASED INFORMATION TECHNOLOGY ARRANGEMENT
SCWC = SOUTHERN CALIFORNIA WATER COALITION
SSMP = SEWER SYSTEM MANAGEMENT PLAN
SWMOA = SOUTHWEST MEMBRANE OPERATORS ASSOCIATION
SWRCB = CALIFORNIA STATE WATER RESOURCES CONTROL BOARD
TNI = THE NELAC INSTITUTE
TX = TEXAS
UWI = URBAN WATER INSTITUTE
WATEREUSE = WATEREUSE ASSOCIATION
WEFTEC = WATER ENVIRONMENT FEDERATION TECHNICAL EXHIBITION AND CONFERENCE
WWTT = WASTEWATER TECHNOLOGY TRAINERS